

**Delaware River Joint Toll Bridge Commission  
Meeting of March 25, 2019**

**CONTRACT COMPLIANCE REPORT INDEX**

**Month of February 2019**

<b>SUBJECT</b>	<b>DESCRIPTION</b>	<b>PAGE NUMBER</b>
<b>Contract Compliance Program Operations Report</b>	<b>Operations Report February 2019</b>	<b>1-23</b>

**Delaware River Joint Toll Bridge Commission  
Meeting of March 25, 2019**

**TABLE OF CONTENTS**

	<b><u>PAGE</u></b>
<b>CONTRACT COMPLIANCE DEPARTMENT - IBE PROGRAM OVERVIEW</b>	<b>3</b>
<b>PROFESSIONAL SERVICES &amp; CONSTRUCTION CONTRACTOR(S) 25% IBE TARGET STATUS (ACTIVE &amp; COMPLETED)</b>	<b>4</b>
<i>Reference:</i> Active Professional & Construction Projects Payment Detail Report	<b>7 - 13</b>
<i>Reference:</i> Final Report Card for Completed Professional Services and Construction Projects	<b>14 - 17</b>
<b>PRIME CONTRACTOR(S) &amp; SUBCONTRACTOR(S) WORKFORCE UTILIZATION BY HOURS &amp; ETHNICITY CATEGORIES</b>	<b>5</b>
<i>Reference:</i> Workforce Utilization Summary – Active Construction Projects	<b>18 - 19</b>
<b>MWSBE PROGRAM COMMITMENTS FOR PROFESSIONAL AND CONSTRUCTION (ACTIVE &amp; COMPLETED)</b>	<b>6</b>
<i>Reference:</i> Minority, Women, and Small Business Enterprise Program Overview	<b>20</b>
<i>Reference:</i> MWSBE Commitments for Professional Services - Active Projects	<b>21</b>
<i>Reference:</i> MWSBE Professional & Construction Projects Final Commitment	<b>22 - 23</b>

**Delaware River Joint Toll Bridge Commission**  
**Meeting of March 25, 2019**

**IBE PROGRAM OVERVIEW**

The Delaware River Joint Toll Bridge Commission (Commission) established an IBE Program (MBE/WBE/SBE/DBE/DsBE/VBE) with a target of 25% for all Professional Services and Construction Contracts awarded by the Commission effective July 1, 2014. To date, the Commission has awarded fifty-one (51) contracts, with the IBE Program requirements. Currently, there are **31** active projects and **20** completed projects.

**IBE Program Requirements**

The Commission began using Elation Systems effective January 2017, as the online system for Payment Verification and Certified Payroll Reporting (CPR). All contracts awarded by the Commission to a Prime Consultant/Prime Contractor and their Subconsultants and Subcontractors use this service free of charge. Online training is available to vendors on how to use Elation Systems. The Contract Compliance Department and Elation Support Staff are available to assist all users.

The Contract Compliance Department (CCD) monitors, posts and reports data in regards to all payments. The CCD also reviews all Certified Payrolls submitted into Elation Systems.

*The following are all mandatory requirements:*

**Company On-Line Registration:**

- i. All Primes must register their company and activate an account in Elation Systems; *and*
- ii. All Primes must also ensure that all Subconsultants and Subcontractors register their company and activate an account in Elation Systems.

**Payment Verification:**

- i. Prime Contractors must post all payments to their Subconsultants and/or Subcontractors in Elation Systems; *and*
- ii. Prime Contractors and their Subconsultants and/or Subcontractors must confirm all payments received in Elation Systems.

**Certified Payroll Reporting:**

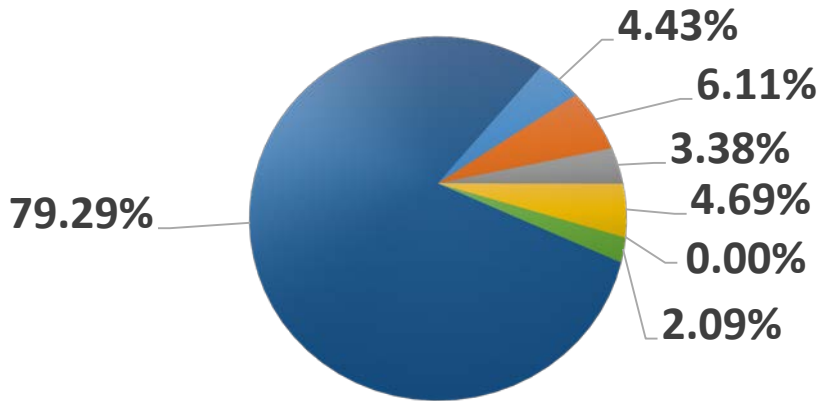
- i. All Prime Contractors are responsible for assigning someone from their staff with the responsibility to review, approve, and upload their CPR(s) on a weekly basis into Elation Systems; *and*
- ii. All Prime Contractors must also ensure that their Subcontractors upload their CPR(s) on a weekly basis into Elation Systems.

Prime Consultants / Contractors IBE Target performance will be displayed / available on the Commission's public website.

# PROFESSIONAL SERVICES AND CONSTRUCTION CONTRACTORS 25% IBE TARGET STATUS

## ACTIVE PROJECTS Current IBE Status: 20.71%

Prime Contract Payments: \$ 240,752,450.22  
Total Payments to IBEs: \$ 49,857,705.49

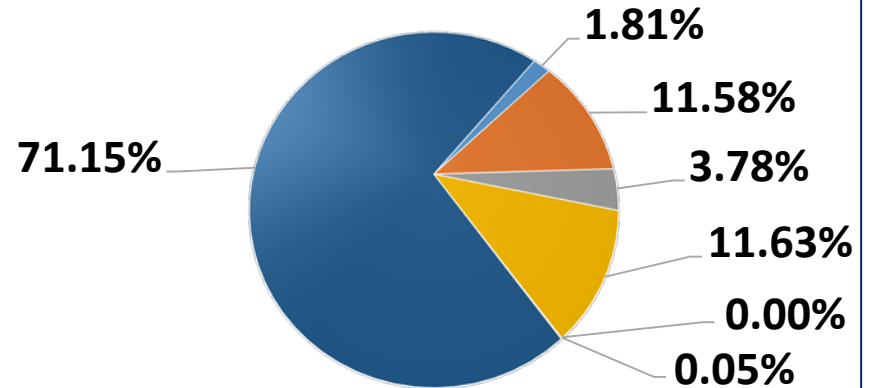


■ MBE \$ 10,675,753.25	■ WBE \$ 14,704,092.00
■ SBE \$ 7,720,953.36	■ DBE \$ 11,292,724.75
■ DsBE \$ 0.00	■ VBE \$ 5,040,346.96
■ Non-IBE \$ 190,894,744.73	

Data reflected above is available on pages 7 thru 13.

## COMPLETED PROJECTS Final IBE Status: 28.85%

Prime Final Contract Value(s): \$ 41,846,885.95  
Total Payments to IBEs: \$ 12,071,576.34



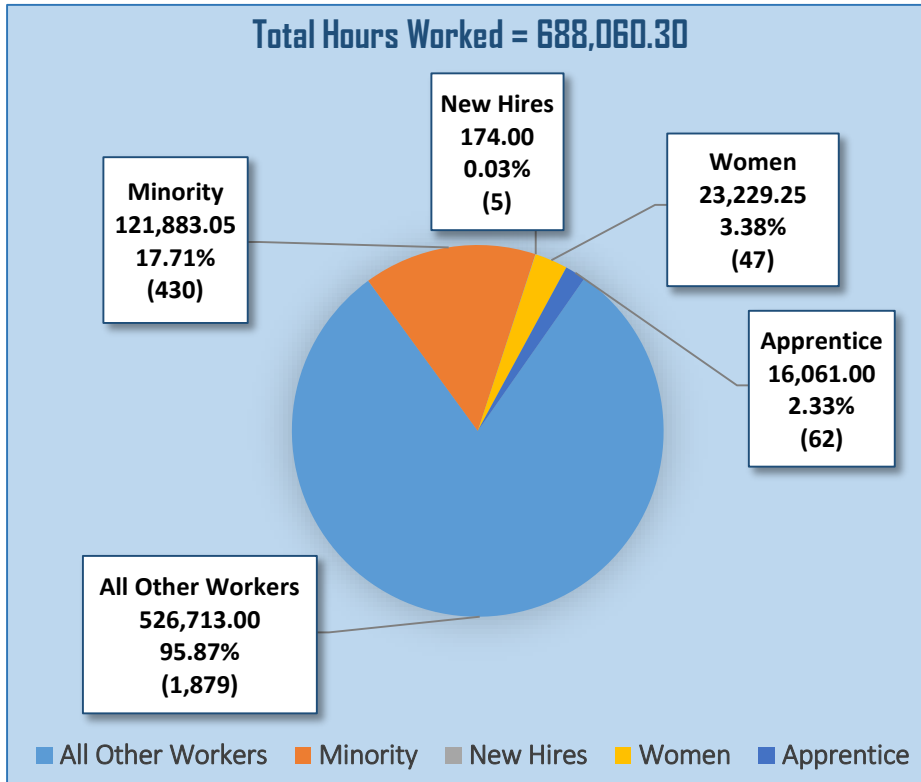
■ MBE \$ 755,925.04	■ WBE \$ 4,847,486.11
■ SBE \$ 1,582,662.31	■ DBE \$ 4,865,955.78
■ DsBE \$ 0.00	■ VBE \$ 19,547.10
■ Non-IBE \$ 29,775,309.61	

Data reflected above is available on pages 14 thru 17.

# PRIME CONTRACTOR(S) & SUBCONTRACTOR(S) WORKFORCE UTILIZATION CATEGORIES BY HOURS, WORKERS & ETHNICITY

## WORKER CATEGORIES Hours, Percentages and Workers

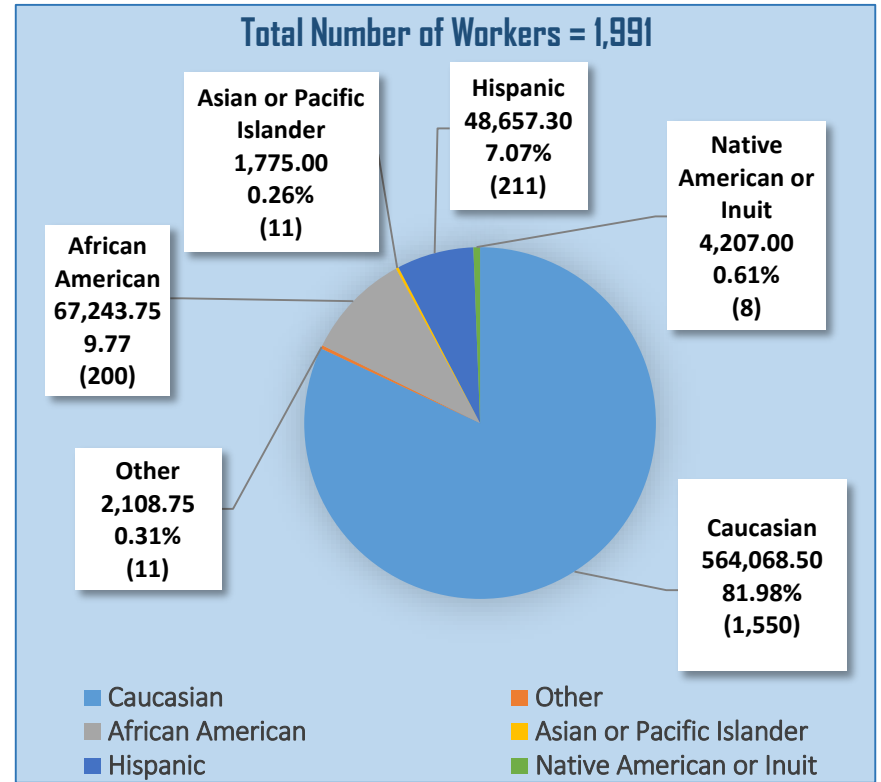
Total Hours Worked = 688,060.30



The details relative to the above data are available on pages 18 thru 19.

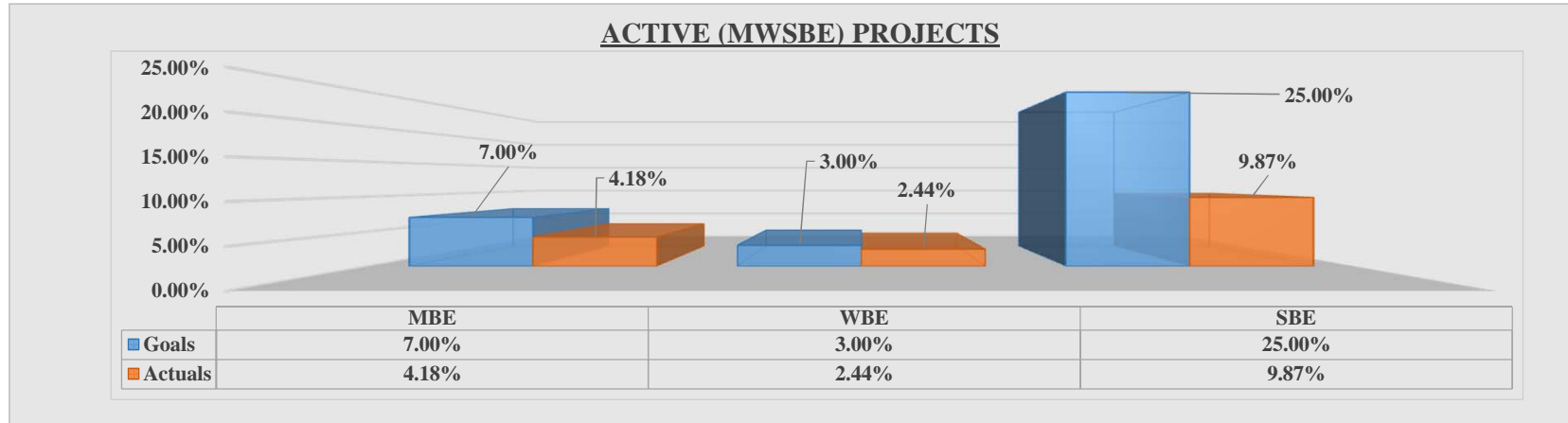
## ETHNICITY CATEGORIES Hours, Percentages and Workers

Total Number of Workers = 1,991

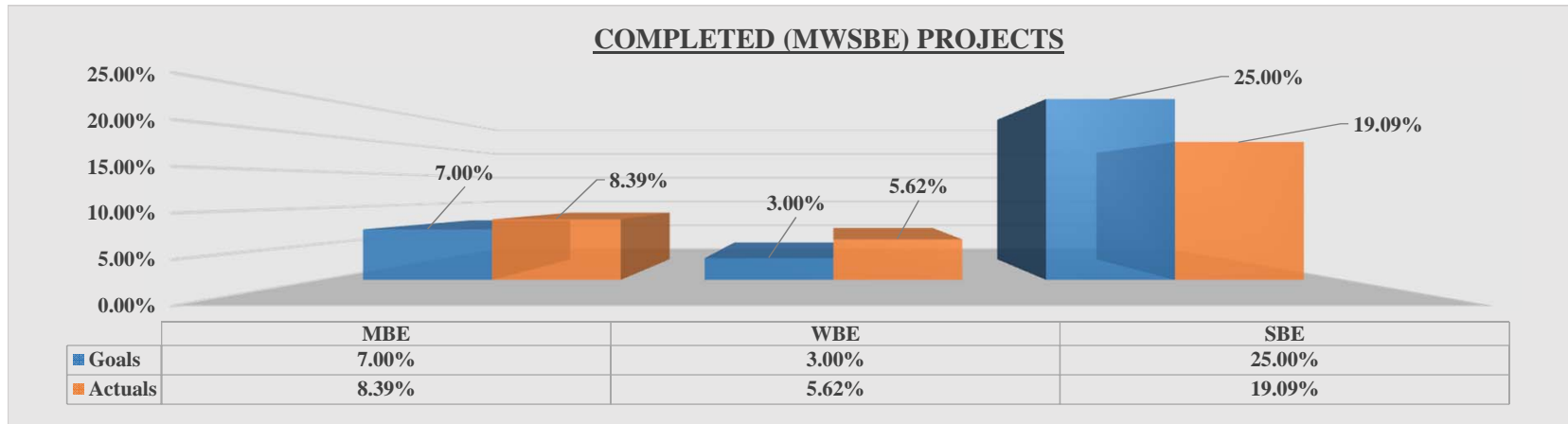


The details relative to the above data are available on pages 18 thru 19.

## ACTIVE and COMPLETED (MWSBE) PROJECTS PAYMENTS



SUMMARY TOTALS		MBE		WBE		SBE	
M/WBE Summary Totals	\$ 32,849,128.22	ACTUAL	PAYMENTS	ACTUAL	PAYMENTS	ACTUAL	PAYMENTS
SBE Summary Totals	\$ 1,689,614.63	4.18%	\$ 1,372,925.23	2.44%	\$ 800,666.74	9.87%	\$ 166,772.28



SUMMARY TOTALS		MBE		WBE		SBE	
M/WBE Summary Totals	\$ 140,969,647.22	ACTUAL	PAYMENTS	ACTUAL	PAYMENTS	ACTUAL	PAYMENTS
SBE Summary Totals	\$ 16,763,290.12	8.39%	\$ 11,821,406.11	5.62%	\$ 7,926,186.07	19.09%	\$ 3,199,858.45

The details relative to the above data are available on pages 21 thru 23.

## Active Professional Services and Construction Projects Payments Detail Report

Total Prime's Contracts Value	\$551,160,880.71
Total Payments to IBEs	\$49,857,705.49
Total Payments to Primes	\$240,752,450.22
IBE Target	25.00%
IBE Actual	20.71%

\*Meeting or Exceeding the Target\*

\*Not Yet Met the Target\*

1	PROJECT TITLE	PRIME CONTRACTOR	CONTRACT VALUES	PAYMENT TOTALS	IBE TARGET	IBE ACTUAL	IBE TYPE	START DATE	END DATE
	<b>C-519A / Southern Openarations &amp; Maintenance Facilities Improvements</b>	<b>GANNETT FLEMING ARCHITECTS, INC.</b>	\$ 3,012,681.45	\$ 220,351.15	25%	40.89%		02/26/2018	12/31/2021
		Churchill Consulting Engineers	\$ 234,386.60	\$ 45,389.08	07.78%	20.60%	SBE		
		Harrison-Hamnett, P.C.	\$ 208,176.29	\$ 1,620.55	06.91%	0.74%	SBE		
		INSABELLADESIGN	\$ 87,367.76	\$ 947.95	02.90%	0.43%	WBE		
		Promatech, Inc.	\$ 72,304.35	\$ -	02.40%	0.00%	DBE		
		USA Architects	\$ 35,549.64	\$ 12,729.48	01.18%	5.78%	SBE		
		USA Environmental Management, Inc.	\$ 160,877.19	\$ 29,412.29	05.34%	13.35%	SBE		
		<b>IBE TOTAL(s)</b>	<b>\$ 798,661.83</b>	<b>\$ 90,099.35</b>					

2	PROJECT TITLE	PRIME CONTRACTOR	CONTRACT VALUES	PAYMENT TOTALS	IBE TARGET	IBE ACTUAL	IBE TYPE	START DATE	END DATE
	<b>C-644A / I-78 Bridges &amp; Approach Slab Rehabilitation</b>	<b>GANNETT FLEMING ARCHITECTS, INC.</b>	\$ 651,157.49	\$ 504,246.00	25%	3.88%		02/29/2016	12/31/2018
		Malick & Sherer	\$ 65,115.75	\$ 7,175.01	10.00%	1.42%	DBE		
		SJH Engineering, P.C.	\$ 97,673.62	\$ 12,390.84	15.00%	2.46%	DBE		
		<b>IBE TOTAL(s)</b>	<b>\$ 162,789.37</b>	<b>\$ 19,565.85</b>					

3	PROJECT TITLE	PRIME CONTRACTOR	CONTRACT VALUES	PAYMENT TOTALS	IBE TARGET	IBE ACTUAL	IBE TYPE	START DATE	END DATE
	<b>C-657A / Building Construction Management Services Level 3 Toll Bridge Facilities Energy Contract - PA Assignment</b>	<b>JOSEPH JINGOLI &amp; SON, INC.</b>	\$ 300,000.00	\$ 287,274.16	25%	4.66%		10/27/2014	05/05/2019
		Burriss Contracting, Inc.	\$ 75,000.00	\$ 13,380.00	25.00%	4.66%	MBE		
		JBC Associates, Inc.	\$ -	\$ -	00.00%	0.00%	DBE		
		USA Architects	\$ -	\$ -	00.00%	0.00%	SBE		
	<b>IBE TOTAL(s)</b>	<b>\$ 75,000.00</b>	<b>\$ 13,380.00</b>						

4	PROJECT TITLE	PRIME CONTRACTOR	CONTRACT VALUES	PAYMENT TOTALS	IBE TARGET	IBE ACTUAL	IBE TYPE	START DATE	END DATE
	<b>C-660A / SFB Replacement Project Final Design Services</b>	<b>MICHAEL BAKER INTERNATIONAL</b>	\$ 28,490,033.74	\$ 29,507,829.49	25%	21.55%		02/23/2015	12/31/2021
		Amy S. Greene Environmental Constlants, Inc.	\$ 225,188.11	\$ 153,525.76	0.79%	0.52%	WBE		
		French & Parrello Associates	\$ 1,788,635.76	\$ 1,736,378.16	6.28%	5.88%	VBE		
		IH Engineers, P.C.	\$ 2,661,914.43	\$ 2,758,402.62	9.34%	9.35%	MBE		
		Naik Consulting Group, P.C.	\$ 1,590,883.80	\$ 1,572,719.09	5.58%	5.33%	DBE		
		Stokes Creative Group, Inc.	\$ 475,397.11	\$ 137,447.10	1.67%	0.47%	WBE		

	<b>IBE TOTAL(s)</b>	\$ 6,742,019.21	\$ 6,358,472.73					
--	---------------------	-----------------	-----------------	--	--	--	--	--

PROJECT TITLE	PRIME CONTRACTOR	CONTRACT VALUES	PAYMENT TOTALS	IBE TARGET	IBE ACTUAL	IBE TYPE	START DATE	END DATE
5 C-662A / SFB Replacement Public Involvement Services	<b>McCORMICK TAYLOR, INC.</b>	\$ 1,800,016.87	\$ 1,031,628.88	25%	26.28%		09/28/2015	12/30/2021
	Information Logistics, Inc.	\$ 385,299.00	\$ 2,795.00	21.41%	0.27%	DBE		
	Stokes Creative Group, Inc.	\$ 630,005.90	\$ 268,276.29	35.00%	26.01%	DBE		
	<b>IBE TOTAL(s)</b>	\$ 1,015,304.90	\$ 271,071.29					

PROJECT TITLE	PRIME CONTRACTOR	CONTRACT VALUES	PAYMENT TOTALS	IBE TARGET	IBE ACTUAL	IBE TYPE	START DATE	END DATE
6 C-684A / General Engineering Services 2015-2018 Annual Inspections	<b>CHERRY, WEBER &amp; ASSOCIATES, P.C.</b>	\$ 840,000.00	\$ 775,343.12	25%	22.88%		02/23/2015	12/31/2018
	SJH Engineering, P.C.	\$ 216,000.00	\$ 177,364.07	25.71%	22.88%	MBE		
	<b>IBE TOTAL(s)</b>	\$ 216,000.00	\$ 177,364.07					

PROJECT TITLE	PRIME CONTRACTOR	CONTRACT VALUES	PAYMENT TOTALS	IBE TARGET	IBE ACTUAL	IBE TYPE	START DATE	END DATE
7 C-696A / Engineering Services - PA Assignment	<b>JOHNSON, MIRMIRAN &amp; THOMPSON, INC.</b>	\$ 500,000.00	\$ 282,327.97	25%	32.36%		10/26/2015	06/30/2019
	ACT Engineers, Inc.	\$ 25,000.00	\$ -	05.00%	0.00%	WBE		
	Batta Environmental Associates, Inc.	\$ 19,925.00	\$ 17,675.75	03.99%	6.26%	DBE		
	Envision Consultants, LTD	\$ 25,000.00	\$ -	05.00%	0.00%	WBE		
	SJH Engineering, P.C.	\$ 75,472.00	\$ 73,678.73	15.09%	26.10%	DBE		
	Traffic Planning & Design, Inc.	\$ 25,000.00	\$ -	05.00%	0.00%	SBE		
<b>IBE TOTAL(s)</b>	\$ 170,397.00	\$ 91,354.48						

PROJECT TITLE	PRIME CONTRACTOR	CONTRACT VALUES	PAYMENT TOTALS	IBE TARGET	IBE ACTUAL	IBE TYPE	START DATE	END DATE
8 C-696B / Engineering Services - NJ Assignment	<b>FRENCH &amp; PARRELLO ASSOCIATES - (IBE)</b>	\$ 500,000.00	\$ 139,135.60	100%	27.83%	VBE	07/18/2016	05/31/2019
	Ellana, Inc.	\$ 25,000.00	\$ -	05.00%	0.00%	DBE		
	USA Architects	\$ 75,000.00	\$ 40,502.02	15.00%	29.11%	SBE		
	<b>IBE TOTAL(s)</b>	\$ 100,000.00	\$ 40,502.02					

PROJECT TITLE	PRIME CONTRACTOR	CONTRACT VALUES	PAYMENT TOTALS	IBE TARGET	IBE ACTUAL	IBE TYPE	START DATE	END DATE
9 C-701A / Engineering Services for Electronic Toll Collection Systems	<b>RUMMEL, KLEPPER &amp; KAHL, LLP</b>	\$ 500,000.00	\$ 394,337.36	25%	22.22%		06/07/2016	02/07/2019
	Fagan Consulting, LLC	\$ 50,000.00	\$ 24,116.83	10.00%	6.12%	DBE		
	KS Engineers, P.C.	\$ 35,000.00	\$ -	07.00%	0.00%	MBE		
	Navarro & Wright Consulting Engineers, Inc.	\$ 54,027.04	\$ 54,445.79	10.81%	13.81%	DBE		
	Spock Solutions, Inc.	\$ 40,000.00	\$ 9,075.00	08.00%	2.30%	WBE		
<b>IBE TOTAL(s)</b>	\$ 179,027.04	\$ 87,637.62						

PROJECT TITLE	PRIME CONTRACTOR	CONTRACT VALUES	PAYMENT TOTALS	IBE TARGET	IBE ACTUAL	IBE TYPE	START DATE	END DATE
10 C-702B / Structural / Civil / Traffic Control	<b>IH ENGINEERS, P.C. - (IBE)</b>	\$ 1,000,000.00	\$ 563,337.23	100%	56.33%	MBE	01/23/2017	05/31/2019



C-702B / Structural / Civil Task Order Agreement - NJ Assignment	Amy S. Greene Environmental Consultants, Inc.	\$ 50,000.00	\$ -	05.00%	0.00%	WBE
	<b>IBE TOTAL(s)</b>	<b>\$ 50,000.00</b>	<b>\$ -</b>			

PROJECT TITLE	PRIME CONTRACTOR	CONTRACT VALUES	PAYMENT TOTALS	IBE TARGET	IBE ACTUAL	IBE TYPE	START DATE	END DATE
11  C-703A / Construction Management Services for PA Assignment	<b>URBAN ENGINEERS, INC.</b>	<b>\$ 500,000.00</b>	<b>\$ 365,382.89</b>	<b>25%</b>	<b>24.54%</b>		<b>12/20/2016</b>	<b>12/19/2018</b>
	Batta Environmental Associates, Inc.	\$ 29,267.45	\$ -	05.85%	0.00%	DBE		
	HRV Conformance Verification Associates, Inc.	\$ 62,138.40	\$ 62,989.01	12.43%	17.24%	DBE		
	Malick & Scherer	\$ 5,000.00	\$ -	01.00%	0.00%	MBE		
	McKenna Safety Services, LLC	\$ 60,000.00	\$ 10,205.00	12.00%	2.79%	WBE		
	RIG Consulting, Inc.	\$ 5,000.00	\$ -	01.00%	0.00%	DBE		
	Stokes Creative Group, Inc.	\$ 60,000.00	\$ 16,482.74	12.00%	4.51%	WBE		
	<b>IBE TOTAL(s)</b>	<b>\$ 221,405.85</b>	<b>\$ 89,676.75</b>					

PROJECT TITLE	PRIME CONTRACTOR	CONTRACT VALUES	PAYMENT TOTALS	IBE TARGET	IBE ACTUAL	IBE TYPE	START DATE	END DATE
12  C-707A / SFB Commission Administration Building at Scudder Falls	<b>USA ARCHITECTS - (IBE)</b>	<b>\$ 1,376,451.71</b>	<b>\$ 1,183,258.69</b>	<b>100%</b>	<b>85.96%</b>	<b>SBE</b>	<b>02/28/2017</b>	<b>11/30/2019</b>
	ACT Engineers, Inc.	\$ 137,645.17	\$ 26,765.41	10.00%	2.26%	WBE		
	Ellana, Inc.	\$ 63,089.05	\$ 51,915.75	04.58%	4.39%	WBE		
	French & Parrello Associates	\$ 550,000.00	\$ 219,911.20	39.96%	18.59%	VBE		
	IEI Group, LTD	\$ 107,303.50	\$ 87,770.85	07.80%	7.42%	WBE		
	<b>IBE TOTAL(s)</b>	<b>\$ 858,037.72</b>	<b>\$ 386,363.21</b>					

PROJECT TITLE	PRIME CONTRACTOR	CONTRACT VALUES	PAYMENT TOTALS	IBE TARGET	IBE ACTUAL	IBE TYPE	START DATE	END DATE
13  C-715A / Structural / Civil Task Order Agreement - PA Assignment	<b>PENNONI ASSOCIATES, INC.</b>	<b>\$ 1,000,000.00</b>	<b>\$ 193,103.68</b>	<b>25%</b>	<b>17.10%</b>		<b>06/27/2017</b>	<b>06/26/2019</b>
	Envision Consultants, LTD	\$ 50,000.00	\$ -	05.00%	0.00%	DBE		
	Malick & Scherer	\$ 100,000.00	\$ 33,027.35	10.00%	17.10%	DBE		
	<b>IBE TOTAL(s)</b>	<b>\$ 150,000.00</b>	<b>\$ 33,027.35</b>					

PROJECT TITLE	PRIME CONTRACTOR	CONTRACT VALUES	PAYMENT TOTALS	IBE TARGET	IBE ACTUAL	IBE TYPE	START DATE	END DATE
14  C-716A / Facilities Task Order Agreement	<b>JOHNSON, MIRMIRAN &amp; THOMPSON, INC.</b>	<b>\$ 500,000.00</b>	<b>\$ -</b>	<b>25%</b>	<b>0.00%</b>		<b>09/24/2018</b>	<b>09/30/2020</b>
	ACT Engineers, Inc.	\$ 25,000.00	\$ -	05.00%	0.00%	SBE		
	American Geotechnical & Environmental Services, Inc.	\$ 25,000.00	\$ -	05.00%	0.00%	DBE		
	Batta Environmental Associates, Inc.	\$ 25,000.00	\$ -	05.00%	0.00%	DBE		
	Envision Consultants, LTD	\$ 25,000.00	\$ -	05.00%	0.00%	WBE		
	SJH Engineering, P.C.	\$ 50,000.00	\$ -	10.00%	0.00%	MBE		
	Traffic Planning and Design, Inc.	\$ -	\$ -	00.00%	0.00%	SBE		
	<b>IBE TOTAL(s)</b>	<b>\$ 150,000.00</b>	<b>\$ -</b>					

PROJECT TITLE	PRIME CONTRACTOR	CONTRACT VALUES	PAYMENT TOTALS	IBE TARGET	IBE ACTUAL	IBE TYPE	START DATE	END DATE
---------------	------------------	-----------------	----------------	------------	------------	----------	------------	----------

15	C-729A / Facilities Task Order Agreement - NJ Assignment	FRENCH & PARRELLO ASSOCIATES - (IBE)	\$ 500,000.00	\$ -	100%	0.00%	VBE	09/25/2018	03/31/2021
		IBE TOTAL(s)	\$ 500,000.00	\$ -					

PROJECT TITLE	PRIME CONTRACTOR	CONTRACT VALUES	PAYMENT TOTALS	IBE TARGET	IBE ACTUAL	IBE TYPE	START DATE	END DATE
16 CI-671A / SFB Replacement Project Engineering Services for PA Approach Improvements	TRC ENGINEERS	\$ 6,515,220.03	\$ 1,398,244.92	25%	49.89%		03/01/2017	08/31/2021
	RIG Consulting, Inc.	\$ 2,331,797.25	\$ 697,635.28	35.79%	49.89%	DBE		
	IBE TOTAL(s)	\$ 2,331,797.25	\$ 697,635.28					

PROJECT TITLE	PRIME CONTRACTOR	CONTRACT VALUES	PAYMENT TOTALS	IBE TARGET	IBE ACTUAL	IBE TYPE	START DATE	END DATE
17 CI-672A / SFB Replacement Project Engineering Services for Main River Bridge Replacement	WSP / PARSONS BRINCKERHOFF, INC.	\$ 7,776,718.32	\$ 1,705,958.02	25%	16.95%		03/01/2017	12/31/2021
	KS Engineers, P.C.	\$ 2,886,717.84	\$ 289,125.24	37.12%	16.95%	MBE		
	IBE TOTAL(s)	\$ 2,886,717.84	\$ 289,125.24					

PROJECT TITLE	PRIME CONTRACTOR	CONTRACT VALUES	PAYMENT TOTALS	IBE TARGET	IBE ACTUAL	IBE TYPE	START DATE	END DATE
18 CI-673A / SFB Replacement Project Engineering Services for NJ Approach Construction	GANNETT FLEMING, INC.	\$ 6,568,103.32	\$ 1,888,834.42	25%	28.51%		02/28/2017	08/31/2021
	Churchill Consulting Engineers	\$ 2,333,761.58	\$ 538,507.06	35.53%	28.51%	SBE		
	IBE TOTAL(s)	\$ 2,333,761.58	\$ 538,507.06					

PROJECT TITLE	PRIME CONTRACTOR	CONTRACT VALUES	PAYMENT TOTALS	IBE TARGET	IBE ACTUAL	IBE TYPE	START DATE	END DATE
19 CM-644A / I-78 Bridges and Approach Slabs Rehabilitation Construction Management / Inspection Services	GREENMAN - PEDERSEN, INC.	\$ 1,545,442.08	\$ 1,337,117.06	25%	19.88%		04/26/2017	12/31/2018
	Advanced Infrastructure Design, Inc.	\$ 19,008.94	\$ 2,240.00	01.23%	0.17%	DBE		
	Envision Consultants. LTD	\$ 79,217.64	\$ 60,518.37	05.13%	4.53%	WBE		
	JCMS, Inc.	\$ 70,368.76	\$ -	04.55%	0.00%	DBE		
	JPC Logistics, LLC	\$ 7,167.50	\$ 7,167.50	00.46%	0.54%	DBE		
	Munoz Engineering, P.C.	\$ 205,126.00	\$ 179,602.99	13.27%	13.43%	DBE		
	Omsum Engineering, LLC	\$ 45,344.00	\$ 16,270.82	02.93%	1.22%	DBE		
	IBE TOTAL(s)	\$ 426,232.84	\$ 265,799.68					

PROJECT TITLE	PRIME CONTRACTOR	CONTRACT VALUES	PAYMENT TOTALS	IBE TARGET	IBE ACTUAL	IBE TYPE	START DATE	END DATE
20 CM-669A / SFB Replacement Project Construction Management Services	HILL INTERNATIONAL, INC.	\$ 25,015,066.98	\$ 7,918,352.25	25%	21.68%		02/09/2017	12/15/2021
	Envision Consultants. LTD	\$ 1,373,297.45	\$ 464,322.03	5.49%	5.86%	WBE		
	JCMS, Inc.	\$ 799,937.77	\$ 201,021.59	3.20%	2.54%	SBE		
	KS Engineers, P.C.	\$ 2,561,865.72	\$ 606,644.49	10.24%	7.66%	MBE		
	McKenna Safety Services, LLC	\$ 496,882.52	\$ 114,500.00	1.99%	1.45%	SBE		
	Northeast CMT, LLC	\$ 250,000.00	\$ 31,830.28	1.00%	0.40%	SBE		
	PKB Engineering Associates	\$ 1,182,091.06	\$ 298,614.95	4.73%	3.77%	MBE		
	IBE TOTAL(s)	\$ 6,664,074.52	\$ 1,716,933.34					

	PROJECT TITLE	PRIME CONTRACTOR	CONTRACT VALUES	PAYMENT TOTALS	IBE TARGET	IBE ACTUAL	IBE TYPE	START DATE	END DATE
21	CM-707A / SFB Commission Administration Building at Scudder Falls - Construction Management Services	JOSEPH JINGOLI & SON, INC.	\$ 529,869.10	\$ 166,261.45	25%	7.56%		11/20/2017	11/30/2019
		Envision Consultants, LTD	\$ 42,389.52	\$ 12,564.97	08.00%	7.56%	DBE		
		IH Engineers, P.C.	\$ 110,940.68	\$ -	20.94%	0.00%	MBE		
		<b>IBE TOTAL(s)</b>	\$ 153,330.20	\$ 12,564.97					

	PROJECT TITLE	PRIME CONTRACTOR	CONTRACT VALUES	PAYMENT TOTALS	IBE TARGET	IBE ACTUAL	IBE TYPE	START DATE	END DATE
22	DB-540A / Electronic Toll Collection System Replacement - Design, Build & Maintain	TRANSCORE, LP	\$ 12,462,964.26	\$ 10,937,590.24	25%	21.18%		10/27/2015	01/13/2021
		All Points Communications, Inc.	\$ 781,538.84	\$ 581,979.20	06.27%	5.32%	DBE		
		Arora Engineers, Inc.	\$ 161,117.24	\$ 110,753.14	01.29%	1.01%	MBE		
		Flagger Force	\$ 248,492.11	\$ 248,492.11	01.99%	2.27%	DBE		
		Globe Electric Supply Co., Inc.	\$ 543,470.09	\$ 173,648.78	04.36%	1.59%	DBE		
		HHC Services, Inc.	\$ 12,023.67	\$ -	00.10%	0.00%	DBE		
		Jen Electric, Inc.	\$ 865,972.00	\$ 865,972.00	06.95%	7.92%	DBE		
		KS Engineers, P.C.	\$ 194,330.78	\$ 174,897.71	01.56%	1.60%	MBE		
		Red Wagon Printing d/b/a Minuteman Press of Newark	\$ 16,833.14	\$ 6,177.93	00.14%	0.06%	WBE		
		Sharpened Image, Inc.	\$ 149,093.56	\$ 139,790.64	01.20%	1.28%	DBE		
		SJH Engineering, Inc.	\$ 14,500.00	\$ 14,500.00	00.12%	0.13%	DBE		
		<b>IBE TOTAL(s)</b>	\$ 2,987,371.43	\$ 2,316,211.51					

	PROJECT TITLE	PRIME CONTRACTOR	CONTRACT VALUES	PAYMENT TOTALS	IBE TARGET	IBE ACTUAL	IBE TYPE	START DATE	END DATE
23	DB-724A / Electronic Surveillance / Detection System Maintenance Contract	SCHNEIDER ELECTRIC BUILDINGS AMERICAS, INC.	\$ 11,294,820.75	\$ -	25%	0.00%		10/25/2018	11/26/2019
		Flagger Force	\$ -	\$ -	00.00%	0.00%	DBE		
		KS Engineers, P.C.	\$ -	\$ -	00.00%	0.00%	DBE		
		<b>IBE TOTAL(s)</b>	\$ -	\$ -					

	PROJECT TITLE	PRIME CONTRACTOR	CONTRACT VALUES	PAYMENT TOTALS	IBE TARGET	IBE ACTUAL	IBE TYPE	START DATE	END DATE
24	T-644A / Easton Phillipsburg Toll Bridge Facility Administration Building	J.D. ECKMAN, INC.	\$ 11,117,003.61	\$ 10,313,648.54	25%	29.73%		06/01/2017	12/14/2018
		Established Traffic Control	\$ 344,314.76	\$ 344,314.76	03.10%	3.34%	WBE		
		Jag'd Construction, Inc.	\$ 2,809,000.00	\$ 2,567,250.00	25.27%	24.89%	SBE		
		Jilco, Inc.	\$ 266,808.01	\$ 155,161.21	02.40%	1.50%	DBE		
		<b>IBE TOTAL(s)</b>	\$ 3,420,122.77	\$ 3,066,725.97					

	PROJECT TITLE	PRIME CONTRACTOR	CONTRACT VALUES	PAYMENT TOTALS	IBE TARGET	IBE ACTUAL	IBE TYPE	START DATE	END DATE
25	T-645A / Building & Facilities Energy Conservation	MJF ELECTRICAL CONTRACTING, INC.	\$ 5,326,520.00	\$ 4,385,979.00	25%	9.74%		06/27/2017	11/30/2018
		Atlas Flasher & Supply Co.	\$ 427,355.00	\$ 427,355.00	8.02%	9.74%	DBE		
		Turtle & Hughes	\$ 1,063,420.00	\$ -	19.96%	0.00%	WBE		
		<b>IBE TOTAL(s)</b>	\$ 1,490,775.00	\$ 427,355.00					

PROJECT TITLE	PRIME CONTRACTOR	CONTRACT VALUES	PAYMENT TOTALS	IBE TARGET	IBE ACTUAL	IBE TYPE	START DATE	END DATE
26 T-645B / Schneider Electric Building & Facilities Energy Conservation Measures - Mechanical / Controls	SCHNEIDER ELECTRIC BUILDINGS AMERICAS, INC.	\$ 1,154,809.00	\$ 839,284.55	25%	12.68%		06/27/2017	11/30/2018
	Cedar Electric, Inc.	\$ 173,221.35	\$ 106,458.80	15.00%	12.68%	VBE		
	MAS Construction Services, LLC	\$ 115,489.00	\$ -	10.00%	0.00%	WBE		
	<b>IBE TOTAL(s)</b>	<b>\$ 288,710.35</b>	<b>\$ 106,458.80</b>					

PROJECT TITLE	PRIME CONTRACTOR	CONTRACT VALUES	PAYMENT TOTALS	IBE TARGET	IBE ACTUAL	IBE TYPE	START DATE	END DATE
27  T-668A / SFB Bridge Replacement Project	<b>TRUMBULL CORPORATION</b>	<b>\$ 396,000,000.00</b>	<b>\$ 155,983,744.44</b>	<b>25%</b>	<b>18.35%</b>		<b>02/27/2017</b>	<b>08/31/2021</b>
	3 Rivers Pipe Profiling	\$ 109,665.00	\$ 36,883.80	0.03%	0.02%	DBE		
	ABC Construction Co., Inc.	\$ 2,643,154.66	\$ 2,649,545.66	0.67%	1.70%	WBE		
	Alliance Landscaping, Inc.	\$ 102,800.00	\$ 94,442.00	0.03%	0.06%	DBE		
	Aspen Landscaping Contracting, Inc.	\$ 65,000.00	\$ 114,055.09	0.02%	0.07%	MBE		
	Baseline Supply, LLC	\$ 5,184,510.49	\$ 4,237,694.75	1.31%	2.72%	WBE		
	Berto Construction, Inc.	\$ 500,000.00	\$ 513,655.06	0.13%	0.33%	MBE		
	Bridg-it Fabricators, Inc.	\$ 1,596,794.64	\$ 110,249.70	0.40%	0.07%	DBE		
	Delta Line Construction Co.	\$ 15,995,106.80	\$ 2,972,740.29	4.04%	1.91%	WBE		
	Filly Oil, Inc.	\$ 1,000,000.00	\$ 734,307.77	0.25%	0.47%	WBE		
	Garden State Precast, Inc.	\$ 1,100,000.00	\$ 1,066,962.72	0.28%	0.68%	SBE		
	Hispanic Ventures	\$ 23,000.00	\$ -	1.15%	0.00%	MBE		
	JMD Building Products, LLC	\$ 116,844.00	\$ 39,097.78	0.03%	0.03%	WBE		
	KAS Construction Consultants, LLC	\$ 13,188,561.39	\$ 2,763,442.26	3.33%	1.77%	DBE		
	Keystone Tile & Marble	\$ 4,588.00	\$ -	4.17%	0.00%	DBE		
	LB Construction Enterprises, Inc.	\$ 3,084,570.37	\$ 3,254,579.01	0.78%	2.09%	MBE		
	M.L. Ruberton Construction Co., Inc.	\$ 7,402,644.00	\$ 2,010,972.22	1.87%	1.29%	WBE		
	Madura Steel Sales, Inc.	\$ 10,235,202.78	\$ 1,474,157.58	2.58%	0.95%	DBE		
	North Suburban Tree Service, Inc.	\$ 307,727.00	\$ 101,439.90	0.08%	0.07%	DBE		
	Pavilion Drainage Supply Co., Inc.	\$ 30,653.25	\$ -	0.01%	0.00%	DBE		
	PennFab, Inc.	\$ 3,000,000.00	\$ 2,570,168.80	0.76%	1.65%	VBE		
	Sealing Concepts, LLC	\$ 39,720.00	\$ -	0.01%	0.00%	SBE		
	Shaka	\$ 3,500.00	\$ 3,500.00	0.00%	0.00%	DBE		
	Structural Services, Inc.	\$ 889,932.29	\$ 889,932.29	0.22%	0.57%	SBE		
	Timber Industries, LLC	\$ 1,076,448.13	\$ 1,104,648.74	0.27%	0.71%	MBE		
	VideoTek Construction, LLC	\$ -	\$ -	0.00%	0.00%	DBE		
	W.R. Burnett, Inc.	\$ 570,000.00	\$ 693,427.15	0.14%	0.44%	MBE		
	Work Zone Contractors, LLC	\$ 1,000,000.00	\$ 1,056,939.32	0.25%	0.68%	DBE		
	Zone Stripping, Inc.	\$ 1,183,583.77	\$ 125,957.33	0.30%	0.08%	SBE		
	<b>IBE TOTAL(s)</b>	<b>\$ 70,454,006.57</b>	<b>\$ 28,618,799.22</b>					

	PROJECT TITLE	PRIME CONTRACTOR	CONTRACT VALUES	PAYMENT TOTALS	IBE TARGET	IBE ACTUAL	IBE TYPE	START DATE	END DATE
28	<b>T-707A / SFB Commission Administration Building at Scudder Falls &amp; Adaptive Reuse of the 1799 Building</b>	<b>BRACY CONSTRUCTION, INC.</b>	<b>\$ 21,357,000.00</b>	<b>\$ 6,757,528.11</b>	<b>25%</b>	<b>17.59%</b>		<b>03/27/2018</b>	<b>07/31/2019</b>
		AGP & Sons, Inc.	\$ 552,327.00	\$ 251,675.55	02.59%	3.72%	SBE		
		Benner & White Construction, Inc.	\$ 2,003,286.60	\$ 394,425.00	09.38%	5.84%	VBE		
		Graboyes, LLC	\$ 2,171,930.00	\$ 526,632.30	10.17%	7.79%	WBE		
		Hispanic Ventures	\$ 109,950.00	\$ 2,868.75	00.51%	0.04%	MBE		
		Reeb Building Systems, LLC	\$ -	\$ -	00.00%	0.00%	DBE		
		Sealing Concepts, LLC	\$ 14,949.90	\$ 13,005.00	00.07%	0.19%	VBE		
		Straddick Electric & Systems, Inc.	\$ -	\$ -	00.00%	0.00%	SBE		
		YCP, Inc.	\$ -	\$ -	00.00%	0.00%	WBE		
		<b>IBE TOTAL(s)</b>	<b>\$ 4,852,443.50</b>	<b>\$ 1,188,606.60</b>					

	PROJECT TITLE	PRIME CONTRACTOR	CONTRACT VALUES	PAYMENT TOTALS	IBE TARGET	IBE ACTUAL	IBE TYPE	START DATE	END DATE
29	<b>TS-677A / SF TSB Interim Deck Repairs on I-95</b>	<b>SPARWICK CONTRACTING, INC. (IBE)</b>	<b>\$ 1,003,336.00</b>	<b>\$ 999,656.00</b>	<b>25%</b>	<b>99.63%</b>	<b>SBE</b>	<b>05/20/2015</b>	<b>11/30/2018</b>
			<b>IBE TOTAL(s)</b>	<b>\$ 1,003,336.00</b>	<b>\$ 999,656.00</b>				

	PROJECT TITLE	PRIME CONTRACTOR	CONTRACT VALUES	PAYMENT TOTALS	IBE TARGET	IBE ACTUAL	IBE TYPE	START DATE	END DATE
30	<b>TS-687A / Lower Trenton Toll Supported Bridge Replacement of Sign Lighting Elements</b>	<b>CARR &amp; DUFF, INC.</b>	<b>\$ 647,000.00</b>	<b>\$ 584,060.00</b>	<b>25%</b>	<b>28.02%</b>		<b>06/23/2017</b>	<b>02/28/2019</b>
		North Star Electrical Supply Company, Inc.	\$ 163,632.58	\$ 163,632.58	25.29%	28.02%	WBE		
			<b>IBE TOTAL(s)</b>	<b>\$ 163,632.58</b>	<b>\$ 163,632.58</b>				

	PROJECT TITLE	PRIME CONTRACTOR	CONTRACT VALUES	PAYMENT TOTALS	IBE TARGET	IBE ACTUAL	IBE TYPE	START DATE	END DATE
31	<b>TTS-723A / On Call Beam Guide Rail &amp; Attenuator Replacement</b>	<b>J. FLETCHER CREAMER &amp; SON, INC.</b>	<b>\$ 1,376,666.00</b>	<b>\$ 88,635.00</b>	<b>25%</b>	<b>50.30%</b>		<b>01/02/2018</b>	<b>12/18/2019</b>
		Road Safety Systems, LLC	\$ 345,000.00	\$ 44,583.60	25.06%	50.30%	SBE		
			<b>IBE TOTAL(s)</b>	<b>\$ 345,000.00</b>	<b>\$ 44,583.60</b>				

## Final Report Card for Completed Professional Services and Construction Projects

Total Prime's Contracts Value	\$41,846,885.95
Total Payments to IBEs	\$12,071,576.34
Total Payments to Primes	\$41,846,885.95
IBE Target	25.00%
IBE Actual	28.85%

\*Met or Exceeded The Target\*

\*Did Not Meet The Target\*

	PROJECT TITLE	PRIME CONTRACTOR	CONTRACT VALUES	PAYMENT TOTALS	IBE TARGET	IBE ACTUAL	IBE TYPE	START DATE	END DATE
1	CM-664A / Scudder Falls Bridge Replacement - PA Noise Walls Construction Management Services	GREENMAN-PEDERSEN, INC.	\$ 849,622.00	\$ 849,622.00	25%	19.74%		02/29/2016	02/28/2019

	PROJECT TITLE	PRIME CONTRACTOR	CONTRACT VALUES	PAYMENT TOTALS	IBE TARGET	IBE ACTUAL	IBE TYPE	START DATE	END DATE
2	C-508A / I-78 Maintenance Garage Expansion	BURNS ENGINEERING, INC.	\$ 717,042.74	\$ 717,042.74	25%	42.65%		07/27/2015	10/31/2018

	PROJECT TITLE	PRIME CONTRACTOR	CONTRACT VALUES	PAYMENT TOTALS	IBE TARGET	IBE ACTUAL	IBE TYPE	START DATE	END DATE
3	CM-508A / I-78 Maintenance Garage Expansion Engineering Services for Construction Management	STV, Inc.	\$ 582,335.21	\$ 582,335.21	25%	13.83%		02/29/2016	04/30/2018

	PROJECT TITLE	PRIME CONTRACTOR	CONTRACT VALUES	PAYMENT TOTALS	IBE TARGET	IBE ACTUAL	IBE TYPE	START DATE	END DATE
4	CI-665A / Scudder Falls Bridge Replacement Project - PA Noise Walls Construction	JACOBS ENGINEERING GROUP, INC.	\$ 626,933.76	\$ 626,933.76	25%	7.14%		05/23/2016	11/02/2017

	PROJECT TITLE	PRIME CONTRACTOR	CONTRACT VALUES	PAYMENT TOTALS	IBE TARGET	IBE ACTUAL	IBE TYPE	START DATE	END DATE
5	C-650A / Riverton - Belvidere Toll Supported Bridge Critical Member Strengthening - Design	AMMANN & WHITNEY	\$ 451,072.33	\$ 451,072.33	25%	20.66%		10/26/2015	08/08/2017

	PROJECT TITLE	PRIME CONTRACTOR	CONTRACT VALUES	PAYMENT TOTALS	IBE TARGET	IBE ACTUAL	IBE TYPE	START DATE	END DATE
6	CI-566A / Portland - Columbia Toll Bridge Approach Roadways Improvements	JACOBS ENGINEERING GROUP, INC.	\$ 476,991.53	\$ 476,991.53	25%	30.29%		02/23/2015	10/15/2016

	PROJECT TITLE	PRIME CONTRACTOR	CONTRACT VALUES	PAYMENT TOTALS	IBE TARGET	IBE ACTUAL	IBE TYPE	START DATE	END DATE
7	C663A / Scudder Falls Bridge Replacement Project - Traffic Engineering Services Pre-construction Traffic Study	PENNONI ASSOCIATES, INC.	\$ 237,424.67	\$ 237,424.67	25%	49.93%		07/30/2015	04/20/2016

	PROJECT TITLE	PRIME CONTRACTOR	CONTRACT VALUES	PAYMENT TOTALS	IBE TARGET	IBE ACTUAL	IBE TYPE	START DATE	END DATE
8	T-708A / New Hope Lambertville Toll Bridge Floor System Rehabilitation - Facility Administration Building	ALLIED PAINTING, INC.	\$ 1,546,100.00	\$ 1,546,100.00	25%	11.06%		03/26/2018	01/10/2019

	PROJECT TITLE	PRIME CONTRACTOR	CONTRACT VALUES	PAYMENT TOTALS	IBE TARGET	IBE ACTUAL	IBE TYPE	START DATE	END DATE
9	T-717A / Milford-Montague Toll Bridge Salt Storage Building	BRACY CONSTRUCTION, INC.	\$ 1,232,810.45	\$ 1,232,810.45	25%	11.78%		09/25/2017	11/30/2018

	PROJECT TITLE	PRIME CONTRACTOR	CONTRACT VALUES	PAYMENT TOTALS	IBE TARGET	IBE ACTUAL	IBE TYPE	START DATE	END DATE
10	T-508A / I-78 Maintenance Garage Expansion at I-78 PA Welcome Center / Maintenance Facility	BRACY CONSTRUCTION, INC.	\$ 9,845,176.91	\$ 9,845,176.91	25%	14.43%		06/27/2016	06/30/2018

	PROJECT TITLE	PRIME CONTRACTOR	CONTRACT VALUES	PAYMENT TOTALS	IBE TARGET	IBE ACTUAL	IBE TYPE	START DATE	END DATE
11	TS-699A / Lower Trenton Toll Supported Bridge Approach Traffic Signal Equipment Upgrades	CARR AND DUFF, INC.	\$ 161,150.32	\$ 161,150.32	25%	37.96%		03/29/2017	04/24/2018

	PROJECT TITLE	PRIME CONTRACTOR	CONTRACT VALUES	PAYMENT TOTALS	IBE TARGET	IBE ACTUAL	IBE TYPE	START DATE	END DATE
12	T-667A / Scudder Falls Bridge Replacement Project - Tree Clearing	AP CONSTRUCTION, INC.	\$ 1,721,688.26	\$ 1,721,688.26	25%	26.42%		12/23/2015	09/20/2017

	PROJECT TITLE	PRIME CONTRACTOR	CONTRACT VALUES	PAYMENT TOTALS	IBE TARGET	IBE ACTUAL	IBE TYPE	START DATE	END DATE
13	T-666A / Scudder Falls Bridge Replacement Project - PA Noise Walls	PKF - MARK III, INC.	\$ 11,219,737.01	\$ 11,219,737.01	25%	29.81%		04/29/2016	08/14/2017

	PROJECT TITLE	PRIME CONTRACTOR	CONTRACT VALUES	PAYMENT TOTALS	IBE TARGET	IBE ACTUAL	IBE TYPE	START DATE	END DATE
14	T-661A / Scudder Falls Bridge Replacement Project Subsurface Boring & Sampling	TRC ENGINEERS	\$ 1,438,941.98	\$ 1,438,941.98	25%	16.29%		05/18/2015	05/18/2017

	PROJECT TITLE	PRIME CONTRACTOR	CONTRACT VALUES	PAYMENT TOTALS	IBE TARGET	IBE ACTUAL	IBE TYPE	START DATE	END DATE
15	T-705A / I-78 Toll Plaza Bumper Block Replacement	SPARWICK CONTRACTING, INC. - (IBE)	\$ 160,006.00	\$ 160,006.00	25%	100%	SBE	10/17/2016	03/03/2017

	PROJECT TITLE	PRIME CONTRACTOR	CONTRACT VALUES	PAYMENT TOTALS	IBE TARGET	IBE ACTUAL	IBE TYPE	START DATE	END DATE
16	T-514A / DIII Toll Bridges Facilities Emergency Standby Generators Improvements	WEST SIDE HAMMER ELECTRIC	\$ 644,686.00	\$ 644,686.00	25%	30.61%		07/27/2015	01/08/2017

	PROJECT TITLE	PRIME CONTRACTOR	CONTRACT VALUES	PAYMENT TOTALS	IBE TARGET	IBE ACTUAL	IBE TYPE	START DATE	END DATE
17	TS-639B / Lower Trenton TSB Approach Roadways Improvements	MOUNT CONSTRUCTION CO., INC. - (IBE)	\$ 2,090,794.00	\$ 2,090,794.00	25%	100%	WBE	04/09/2015	12/06/2016

	PROJECT TITLE	PRIME CONTRACTOR	CONTRACT VALUES	PAYMENT TOTALS	IBE TARGET	IBE ACTUAL	IBE TYPE	START DATE	END DATE
18	T-641A / Easton / Phillipsburg Ramp C Stabilization	MERCO, INC. - (IBE)	\$ 998,300.00	\$ 998,300.00	25%	100%	SBE	11/23/2015	12/01/2016

	PROJECT TITLE	PRIME CONTRACTOR	CONTRACT VALUES	PAYMENT TOTALS	IBE TARGET	IBE ACTUAL	IBE TYPE	START DATE	END DATE
19	T-566A / Portland - Columbia Toll Bridge Approach Roadway Improvement	INTERCOUNTY PAVING COMPANY	\$ 6,193,334.28	\$ 6,193,334.28	25%	30.32%		02/25/2015	11/30/2016



	<b>PROJECT TITLE</b>	<b>PRIME CONTRACTOR</b>	<b>CONTRACT VALUES</b>	<b>PAYMENT TOTALS</b>	<b>IBE TARGET</b>	<b>IBE ACTUAL</b>	<b>IBE TYPE</b>	<b>START DATE</b>	<b>END DATE</b>
20	TS-650A / Riverton - Belvidere Toll Supported Bridge	ROAD-CON, INC.	\$ 652,738.50	\$ 652,738.50	25%	4.34%		08/15/2016	11/11/2016

## Workforce Utilization Summary Active Construction Projects

Total Hours Worked	Total Apprentice	NJ	NJ %	PA	PA %	Caucasian / White	American Indian	Asian Pacific Islander	Black / African American	Latino / Hispanic	Other	Total Minorities	Minority %	Women	Women %	New Hires
656,049.55	14,204.50	254,367.60	38.77%	382,135.75	58.25%	536,390.00	4,177.00	1,633.50	65,066.00	46,998.80	1,784.25	117,875.30	17.97%	22,382.75	3.41%	174.00

Project Name	Total Hours Worked	Total Apprentice	NJ	NJ %	PA	PA %	Caucasian / White	American Indian	Asian Pacific Islander	Black / African American	Latino / Hispanic	Other	Total Minorities	Minority %	Women	Women %	New Hires
1 COMBINED TOTALS for T-668A (PA + NJ)	570,937.50	9,921.00	240,050.50	42.04%	313,337.00	54.88%	470,415.00	4,177.00	1,456.00	61,247.25	32,530.25	1,112.00	99,410.50	17.41%	21,218.25	3.72%	174.00
T-668A TRUMBULL - PA - SFB Bridge Replacement Project	316,303.75	2,731.50	51,506.25	16.28%	255,127.50	80.66%	262,591.75	2,790.50	1,366.50	31,183.50	17,899.50	472.00	53,240.00	16.83%	13,097.75	4.14%	0.00
T-668A TRUMBULL - NJ - SFB Replacement Project	254,633.75	7,189.50	188,544.25	74.05%	58,209.50	22.86%	207,823.25	1,386.50	89.50	30,063.75	14,630.75	640.00	46,170.50	18.13%	8,120.50	3.19%	174.00
2 DB-540A TRASCORE - Electronic Toll Collection System Replacement - Design, Build & Maintain	2,040.00	0.00	108.00	5.29%	875.00	42.89%	321.00	0.00	158.00	674.00	255.50	631.50	1,087.50	53.31%	0.00	0.00%	0.00
3 DB-724A SCHNEIDER ELECTRIC - Electronic Surveillance / Detection System Maintenance Contract	0.00	0.00	0.00	0.00	0.00	0.00	0.00	0.00	0.00	0.00	0.00	0.00	0.00	0.00	0.00	0.00	0.00
4 T-644A J.D. ECKMAN - EASTON PHILLIPSBURG TB FACILITY ADMINISTRATION BLDG	47,770.75	1,517.50	7,000.50	14.65%	33,625.75	70.39%	35,207.25	0.00	19.50	1,203.50	11,299.75	40.75	12,522.75	26.21%	1,098.75	2.30%	0.00
5 T-645A MJF BUILDING & FACILITIES ENERGY CONSERVATION	9,482.30	1,244.00	2,404.60	25.36%	13,773.00	145.25%	7,305.75	0.00	0.00	1,124.25	1,052.30	0.00	2,176.55	22.95%	65.75	0.69%	0.00

Total Hours Worked	Total Apprentice	NJ	NJ %	PA	PA %	Caucasian / White	American Indian	Asian Pacific Islander	Black / African American	Latino / Hispanic	Other	Total Minorities	Minority %	Women	Women %	New Hires
656,049.55	14,204.50	254,367.60	38.77%	382,135.75	58.25%	536,390.00	4,177.00	1,633.50	65,066.00	46,998.80	1,784.25	117,875.30	17.97%	22,382.75	3.41%	174.00

Project Name	Total Hours Worked	Total Apprentice	NJ	NJ %	PA	PA %	Caucasian / White	American Indian	Asian Pacific Islander	Black / African American	Latino / Hispanic	Other	Total Minorities	Minority %	Women	Women %	New Hires
--------------	--------------------	------------------	----	------	----	------	-------------------	-----------------	------------------------	--------------------------	-------------------	-------	------------------	------------	-------	---------	-----------

6	T-645B SCHNEIDER ELECTRIC BUILDING & FACILITIES ENERGY CONSERVATION MEASURES - MECHANICAL/CONTROLS	1,595.50	0.00	0.00	0.00%	1,105.50	69.29%	1,595.50	0.00	0.00	0.00	0.00	0.00	0.00%	0.00	0.00%	0.00
---	--	----------	------	------	-------	----------	--------	----------	------	------	------	------	------	-------	------	-------	------

7	T-707A Bracy Commission Administration Building at SFB & Adaptive Reuse of the 1799 Building	20,597.50	496.00	3,162.00	15.35%	17,435.50	84.65%	18,117.50	0.00	0.00	817.00	1,663.00	0.00	2,480.00	12.04%	0.00	0.00%	0.00
---	--	-----------	--------	----------	--------	-----------	--------	-----------	------	------	--------	----------	------	----------	--------	------	-------	------

8	TS-677A SPARWICK - SF TSB Interim Deck Repairs on I-95	580.00	0.00	580.00	100.00%	0.00	0.00%	501.00	0.00	0.00	0.00	79.00	0.00	79.00	13.62%	0.00	0.00%	0.00
---	--	--------	------	--------	---------	------	-------	--------	------	------	------	-------	------	-------	--------	------	-------	------

9	TS-687A Carr & Duff LOWER TRENTON TOLL SUPPORTED BRIDGE REPLACEMENT OF SIGN LIGHTING ELEMENTS	2,734.00	1,026.00	750.00	27.43%	1,984.00	72.57%	2,693.00	0.00	0.00	0.00	41.00	0.00	41.00	1.50%	0.00	0.00%	0.00
---	---	----------	----------	--------	--------	----------	--------	----------	------	------	------	-------	------	-------	-------	------	-------	------

10	TTS-723A J FLETCHER CREAMER ON CALL BEAM GUIDE RAIL & ATTENUATOR REPLACEMENT	312.00	0.00	312.00	100.00%	0.00	0.00%	234.00	0.00	0.00	0.00	78.00	0.00	78.00	25.00%	0.00	0.00%	0.00
----	--	--------	------	--------	---------	------	-------	--------	------	------	------	-------	------	-------	--------	------	-------	------

**Delaware River Joint Toll Bridge Commission  
Meeting of March 25, 2019**

**MINORITY, WOMEN AND SMALL BUSINESS ENTERPRISE PROGRAM OVERVIEW**

The Delaware River Joint Toll Bridge Commission implemented a one-year Minority Business Enterprise (MBE) pilot program, with a 7% participation goal, and the Women Business Enterprise (WBE) pilot program with a 3% goal. These goals applied to consultants and contractors' participating in the Commission's Capital Program and were effective on September 1, 2008.

At its December 2008 Commission Meeting, the Commission revised the pilot program to specify a 25% Small Business Enterprise (SBE) goal to New Jersey assigned consultant contracts in lieu of the previously specified 7% MBE and 3% WBE goals.

At its December 2010 Commission Meeting, due to the success of the Commission's MWSBE Pilot Program, the Delaware River Joint Toll Bridge Commission adopted a resolution for permanent status of the Minority Business Enterprise (MBE) program, with a 7% participation goal, and the Women Business Enterprise (WBE) program with a 3% goal, and the Small Business Enterprise (SBE) program with a 25% goal. These goals apply to consultants and contractors' participating in the Commission's Capital Program.

The Contract Compliance Department continues to monitor, update and analyze the payments for the MWSBE diversity program.

<i>a)</i> PA Assigned Professional Services Contracts:	7% MBE and 3% WBE
<i>b)</i> No State Assigned Professional Services Contracts:	7% MBE and 3% WBE
<i>c)</i> Capital Plan Construction Contracts:	7% MBE and 3% WBE
<i>d)</i> NJ Assigned Professional Services Contracts:	25% SBE

Numerous diversified businesses have benefited and continue to benefit from the Commission's previous M/W/SBE Program. The number of Contracts awarded during the MWSBE Program are as follows:

➤ Active Projects:	8
➤ Completed Projects:	69
➤ Total Capital Program Projects:	77
➤ Total Number of Contractors:	180

As of July 1, 2014 projects fall into the status now commonly referred to as IBE (Identified Business Enterprise) with a projected target to be or to exceed 25% of the total project award amount.

## Minority, Women and Small Business Enterprise Payment Reporting

### All Active Projects

### February-19

PROJECT NO.	CONTRACTOR / CONSULTANT	PROJECT VALUE	TOTAL PAYMENTS TO DATE	MBE GOAL 7 %	MBE PAYMENTS	WBE GOAL 3 %	WBE PAYMENTS	SBE GOAL 25 %	SBE PAYMENTS	AWARD DATE
C-502A	AECOM Transp.	\$ 30,397,000.00	\$ 26,395,486.30	4.34%	\$ 1,319,428.97	2.50%	\$ 759,567.37		\$ -	11/25/2008
C-628A	Dewberry	\$ 1,000,000.00	\$ 506,647.35	1.78%	\$ 17,754.10	2.22%	\$ 22,233.26		\$ -	02/25/2014
C-627B	French & Parello	\$ 500,000.00	\$ 276,851.58		\$ -		\$ -		\$ -	08/01/2014
C-629A	Hill International	\$ 300,000.00	\$ 181,931.20		\$ -		\$ -	13.66%	\$ 40,993.70	07/29/2014
C-556A	Pennoni Associates	\$ 389,614.63	\$ 323,615.98		\$ -		\$ -	12.88%	\$ 50,193.77	05/20/2014
C-628B	Louis Berger Group	\$ 1,000,000.00	\$ 849,510.17		\$ -		\$ -	7.56%	\$ 75,584.81	12/23/2013
C-549AR	Jacobs Engineering	\$ 452,128.22	\$ 445,549.97	7.91%	\$ 35,742.16	3.07%	\$ 13,866.11		\$ -	10/29/2013
C-599A	McCormick & Taylor	\$ 1,000,000.00	\$ 283,117.05		\$ -	0.50%	\$ 5,000.00		\$ -	11/01/2011

**Total Number of  
Contracts**

8

3

4

3

**MBE** = Minority Business Enterprise

**WBE** = Women Business Enterprise

**SBE** = Small Business Enterprise

Data represents payments made from the start of the MWSBE program up to 2/27/2019.

## Minority, Women and Small Business Enterprise Payment Reporting All Completed Contracts

\*Categories highlighted below indicates the Prime has either met or exceeded the target.

CONTRACT NO.	CONTRACTOR / CONSULTANT	CONTRACT VALUE	MBE GOAL 7.0 %	MBE PAYMENTS	WBE GOAL 3.0 %	WBE PAYMENTS	SBE GOAL 25.0 %	SBE PAYMENTS
DB-427B	A.P. Construction	\$ 4,356,866.00	10.00%	\$ 435,686.60	7.30%	\$ 318,051.22		\$ -
T/TS-573A	A.P. Construction	\$ 7,823,588.00	7.69%	\$ 601,633.92	4.92%	\$ 384,920.53		\$ -
T-440BR	A.P. Construction	\$ 4,608,295.33	11.70%	\$ 539,170.55	7.33%	\$ 337,788.05		\$ -
TTS-476A-2	A.P. Construction	\$ 3,511,153.06	7.20%	\$ 252,803.02	5.50%	\$ 193,113.42		\$ -
T-472A	Allied Painting	\$ 15,595,983.76	9.70%	\$ 1,512,810.42	15.00%	\$ 2,339,397.56		\$ -
C-443A	Ammann & Whitney	\$ 770,909.81	10.00%	\$ 77,090.98	14.00%	\$ 107,927.37		\$ -
C-445A	Ammann & Whitney	\$ 920,304.08	7.20%	\$ 66,261.89	3.20%	\$ 29,449.73		\$ -
T-474A	Bracy Contracting	\$ 2,660,000.00	6.05%	\$ 160,930.02	2.87%	\$ 76,342.00		\$ -
C-474A	Brinjac	\$ 287,603.87	8.00%	\$ 23,008.31	9.00%	\$ 25,884.35		\$ -
C-627A	Buchart Horn	\$ 132,374.35	0.00%	\$ -	0.00%	\$ -		\$ -
C-598A	Burns Group	\$ 408,272.00		\$ -		\$ -	8.00%	\$ 32,661.76
C-454A	Carroll Engineers	\$ 500,000.00	18.10%	\$ 90,500.00	5.90%	\$ 29,500.00		\$ -
C-543A	Cherry Weber	\$ 612,233.00		\$ -		\$ -	28.30%	\$ 173,261.94
C-639A	Cherry Weber	\$ 401,455.40	18.10%	\$ 72,663.43	5.90%	\$ 23,685.87		\$ -
T-498A	Cornell & Co.	\$ 1,999,015.22	9.30%	\$ 185,908.42	6.30%	\$ 125,937.96		\$ -
T-554A	Dayspring Electric	\$ 232,117.66	0.00%	\$ -	0.00%	\$ -		\$ -
C-454B	French & Parello	\$ 500,000.00		\$ -		\$ -	17.00%	\$ 85,000.00
C-453A	Gannett Fleming	\$ 1,000,000.00	5.33%	\$ 53,300.00	0.87%	\$ 8,700.00		\$ -
C-598B	Gannett Fleming	\$ 367,353.90		\$ -		\$ -	8.95%	\$ 32,878.17
C-566A	Greenman Pedersen	\$ 350,675.02	9.54%	\$ 33,464.64	0.83%	\$ 2,924.37		\$ -
C-599B	Greenman Pedersen	\$ 1,000,000.00		\$ -		\$ -	4.00%	\$ 40,000.00
CM-437A	Greenman Pedersen	\$ 2,559,020.59		\$ -		\$ -	19.50%	\$ 499,009.02
CM-440B	Greenman Pedersen	\$ 753,336.71		\$ -		\$ -	17.64%	\$ 132,888.60
T-441A	H & G Contractors	\$ 1,586,698.00	6.60%	\$ 104,722.07	1.57%	\$ 24,911.16		\$ -
C-530A	Hill International	\$ 400,000.00	2.50%	\$ 10,000.00	0.00%	\$ -		\$ -
CM-427B	Hill International	\$ 629,749.00		\$ -		\$ -	13.60%	\$ 85,645.86
CM-447B	Hill International	\$ 973,401.52	4.10%	\$ 39,909.46	2.10%	\$ 20,441.43		\$ -
CM-442A	Hill International	\$ 319,826.73		\$ -		\$ -	25.14%	\$ 80,404.44
CM-573A	Hill International	\$ 1,038,384.48	6.20%	\$ 64,379.84	5.80%	\$ 60,226.30		\$ -
T-506A	HRI	\$ 13,727,411.69	7.17%	\$ 984,255.42	2.91%	\$ 399,467.68		\$ -
TS-505A	IEW	\$ 661,352.00	55.00%	\$ 363,743.60	8.93%	\$ 59,058.73		\$ -
DB-563A	J. Fletcher Creamer	\$ 1,283,717.00	15.00%	\$ 192,557.55	4.00%	\$ 51,348.68		\$ -
TTS-634AR	J. Fletcher Creamer	\$ 896,808.00	8.35%	\$ 74,885.53	0.42%	\$ 3,755.75		\$ -
T-437A	J.D. Eckman	\$ 24,412,321.90	7.48%	\$ 1,826,041.68	3.04%	\$ 742,134.59		\$ -
TS-442A	James A. Anderson	\$ 2,149,268.62	6.30%	\$ 135,403.92	1.30%	\$ 27,940.49		\$ -
TS-443A	James A. Anderson	\$ 2,461,975.00	0.00%	\$ -	6.10%	\$ 150,180.48		\$ -
T-543A	James D. Morrissey	\$ 6,683,640.40	4.80%	\$ 320,814.74	8.64%	\$ 577,466.53		\$ -
CM-444A	JMT	\$ 905,196.00	9.50%	\$ 85,993.62	2.80%	\$ 25,345.49		\$ -
CM-506A	JMT	\$ 1,459,000.00	7.65%	\$ 111,613.50	2.40%	\$ 35,016.00		\$ -
CM-543A	JMT	\$ 752,729.58		\$ -		\$ -	30.60%	\$ 230,335.25
C-506A	KS Engineers	\$ 1,156,622.33	63.38%	\$ 733,067.23	13.44%	\$ 155,450.04		\$ -
TTS-476A-1	Kyle Conti	\$ 4,128,641.00	0.09%	\$ 3,715.78	9.00%	\$ 371,577.69		\$ -
C-629B	Michael Baker	\$ 329,371.13		\$ -		\$ -	4.23%	\$ 13,937.96
DB-562A	M.L. Ruberton	\$ 344,492.68	8.30%	\$ 28,592.89	3.80%	\$ 13,090.72		\$ -
T-475A	Miniscalco	\$ 68,229.51	2.25%	\$ 1,535.16	1.20%	\$ 818.75		\$ -
TS-445A	Neshaminy Contractors	\$ 6,285,926.10	16.90%	\$ 1,062,321.51	2.70%	\$ 169,720.00		\$ -
TS-447B	Neshaminy Contractors	\$ 8,955,586.24	8.60%	\$ 770,180.42	2.58%	\$ 231,054.12		\$ -
C-437B	Parsons Brinkerhoff	\$ 2,254,674.00		\$ -		\$ -	22.54%	\$ 508,203.52
C-437A	Pennoni Associates	\$ 764,181.39		\$ -		\$ -	24.00%	\$ 183,403.53
C-455B	Remington & Vernick	\$ 400,000.00		\$ -		\$ -	2.49%	\$ 9,960.00
TS-444A	Road-Con	\$ 7,814,850.68	4.87%	\$ 380,583.23	0.31%	\$ 24,226.04		\$ -
T-639A	Road-Con	\$ 3,324,313.00	0.00%	\$ -	13.90%	\$ 462,079.51		\$ -
C-621A	Rummel, Klepper & Kahl	\$ 487,881.64	9.01%	\$ 43,941.24	3.16%	\$ 15,427.54		\$ -
T-624A	Sparwick	\$ 874,601.00	7.60%	\$ 66,469.68	0.75%	\$ 6,559.51		\$ -
C-440B	Stantec	\$ 728,011.79	4.75%	\$ 34,580.56	2.80%	\$ 20,384.33		\$ -
C-440A	Stantec	\$ 405,011.03	4.80%	\$ 19,440.53	6.60%	\$ 26,730.73		\$ -
C-600A	STV	\$ 800,000.00		\$ -		\$ -	12.60%	\$ 100,800.00
CM-472A	STV	\$ 1,728,385.40		\$ -		\$ -	23.80%	\$ 411,355.73

MBE = Minority Business Enterprise / WBE = Women Business Enterprise / SBE = Small Business Enterprise

Data represents payments made from the start of the MWSBE program up to the completion of each referenced contract.

## Minority, Women and Small Business Enterprise Payment Reporting All Completed Contracts

\*Categories highlighted below indicates the Prime has either met or exceeded the target.

CONTRACT NO.	CONTRACTOR / CONSULTANT	CONTRACT VALUE	MBE GOAL 7.0 %	MBE PAYMENTS	WBE GOAL 3.0 %	WBE PAYMENTS	SBE GOAL 25.0 %	SBE PAYMENTS
CM-474A	STV	\$ 291,172.17	0.00%	\$ -	0.00%	\$ -		\$ -
C-538A	STV	\$ 500,000.00	1.25%	\$ 6,250.00	31.20%	\$ 156,000.00		\$ -
CM-443A	STV	\$ 204,152.63	16.75%	\$ 34,195.57	11.00%	\$ 22,456.79		\$ -
CM-445A	STV	\$ 682,064.44		\$ -		\$ -	26.00%	\$ 177,336.75
CM-498A	STV	\$ 571,665.66	12.00%	\$ 68,599.88	2.40%	\$ 13,719.98		\$ -
C-453B	T & M Associates	\$ 1,000,000.00		\$ -		\$ -	18.90%	\$ 189,000.00
C-07-11	Transystems	\$ 747,493.55		\$ -		\$ -	21.05%	\$ 157,347.39
C-447B	Transystems	\$ 666,016.64	8.00%	\$ 53,281.33	2.00%	\$ 13,320.33		\$ -
CM-476A	Trumbull	\$ 699,250.00	13.60%	\$ 95,098.00	6.10%	\$ 42,654.25		\$ -
C-505A	Urban Engineers	\$ 154,598.70		\$ -		\$ -	36.50%	\$ 56,428.53
C-539A	URS Corporation	\$ 265,070.69		\$ -		\$ -	0.00%	\$ -
<b>Total Number of Contracts</b>	<b>69</b>		<b>48</b>		<b>48</b>		<b>21</b>	

MBE = Minority Business Enterprise / WBE = Women Business Enterprise / SBE = Small Business Enterprise  
Data represents payments made from the start of the MWSBE program up to the completion of each referenced contract.