

DELAWARE RIVER
JOINT TOLL BRIDGE COMMISSION
MINUTES
MEETING OF SEPTEMBER 28, 2015

DELAWARE RIVER JOINT TOLL BRIDGE COMMISSION

MEMBERS OF THE COMMISSION

NEW JERSEY

HONORABLE DAVID R. DEGEROLAMO
Chairman

HONORABLE GEOFFREY S. STANLEY

HONORABLE GARRETT LEONARD VAN VLIET

HONORABLE MICHAEL B. LAVERY

HONORABLE YUKI MOORE LAURENTI
Secretary-Treasurer

PENNSYLVANIA

HONORABLE WADUD AHMAD
Vice Chairman

HONORABLE MELISSA STARACE

HONORABLE PAMELA JANVEY

HONORABLE DANIEL GRACE

HONORABLE JOHN SIPTROTH

DELAWARE RIVER JOINT TOLL BRIDGE COMMISSION

STANDING COMMITTEES

FINANCE, INSURANCE, MANAGEMENT OPERATIONS

PENNSYLVANIA: Starace, Siptroth
NEW JERSEY: Laurenti, Stanley*

PROJECTS, PROPERTY AND EQUIPMENT

NEW JERSEY: DeGerolamo, Van Vliet
PENNSYLVANIA: Ahmad*, Grace

PROFESSIONAL SERVICES COMMITTEE

PENNSYLVANIA: Ahmad, Siptroth
NEW JERSEY: Lavery, Van Vliet*

PERSONNEL

NEW JERSEY: Stanley, DeGerolamo
PENNSYLVANIA: Janvey, Grace*

AUDIT COMMITTEE

PENNSYLVANIA: Ahmad, Janvey*
NEW JERSEY: Lavery, Laurenti

ADMINISTRATIVE COMMITTEE

NEW JERSEY: Laurenti*, DeGerolamo
PENNSYLVANIA: Starace, Grace
Odessa Barkley, John Anderson, Sean McNeeley

Chairman and Vice Chairman Ex-Officio of all Committees

*Chairman of Committee

**DELAWARE RIVER JOINT TOLL BRIDGE COMMISSION
RECAPITULATION OF COMMITTEE MEMBERSHIP**

DeGerolamo	(1)	Ex-Officio of all Committees
	(2)	Projects Property and Equipment Committee
	(3)	Personnel Committee
	(4)	Administrative Committee
Ahmad	(1)	Projects Property and Equipment Committee (Chairman)
	(2)	Professional Services Committee
	(3)	Audit Committee*
Grace	(1)	Projects, Property and Equipment Committee
	(2)	Personnel Committee (Chairman)
	(3)	Administrative Committee
Janvey	(1)	Personnel Committee
	(2)	Audit Committee (Chairman)
Laurenti	(1)	Finance, Insurance, Management Operations Committee
	(2)	Audit Committee
	(4)	Administrative Committee*
Siptroth	(1)	Finance, Insurance Management and Operations Committee
	(2)	Professional Services Committee
Stanley	(1)	Finance, Insurance Management and Operations Committee*
	(2)	Personnel Committee
Starace	(1)	Finance, Insurance Management and Operations Committee
	(2)	Administrative Committee
Van Vliet	(1)	Projects, Property and Equipment Committee
	(2)	Professional Services Committee*
Lavery	(1)	Professional Services Committee
	(2)	Audit Committee

DELAWARE RIVER JOINT TOLL BRIDGE COMMISSION

PROFESSIONAL ASSOCIATES

CONSULTING ENGINEERS

CHERRY, WEBER & ASSOCIATES
Freehold, NJ

LEGAL COUNSEL

STRADLEY, RONON, STEVENS & YOUNG
Philadelphia, Pennsylvania

FLORIO, PERRUCCI, STEINHARDT & FADER
Phillipsburg, New Jersey

EMPLOYMENT COUNSEL

STEVENS & LEE
Philadelphia, Pennsylvania

CHIESA SHAHINIAN & GIANTOMASI
West Orange, New Jersey

AUDITOR

ZELINKOFSKE AXELROD LLC
Jamison, Pennsylvania

FINANCIAL ADVISOR

NW FINANCIAL GROUP
Jersey City, New Jersey

COMMUNICATIONS CONSULTANT

BRABENDER COX
Pittsburgh, Pennsylvania

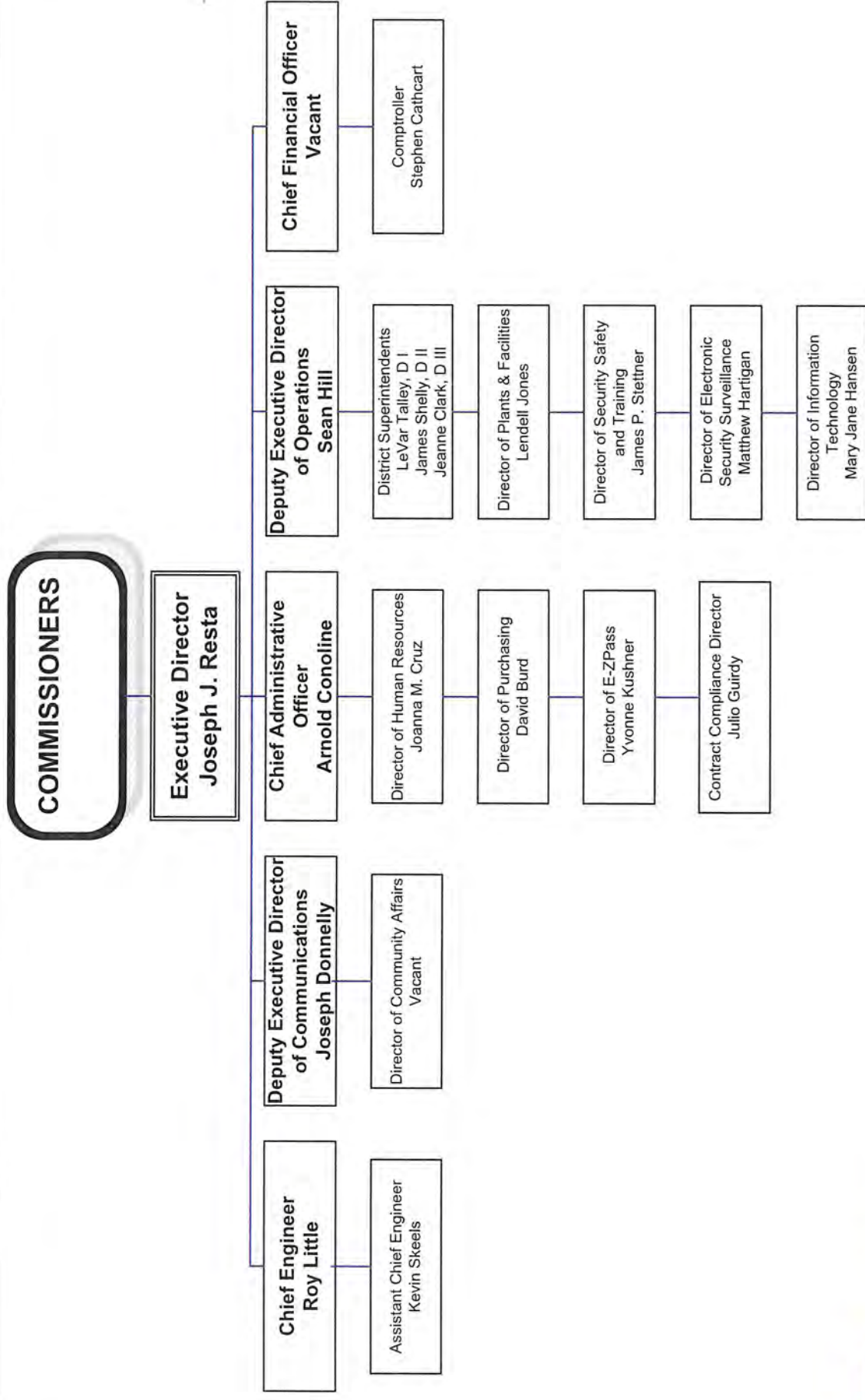
INVESTMENT ADVISOR

PFM BANK
Pennsylvania

Revised 2015

DELAWARE RIVER JOINT TOLL BRIDGE COMMISSION

ORGANIZATION CHART



DELAWARE RIVER JOINT TOLL BRIDGE COMMISSION

Meeting of September 28, 2015

INDEX TO MINUTES

	PAGE
1. Call to Order	1
2. Appearances.....	1 - 2
3. Roll Call.....	2
4. Welcome Remarks of Chairman	2
5. Introduction of Comments from the Public	2
6. Executive Director's Report	2 - 5
7. Approval of Minutes for Commission Meeting July 27, 2015	5
8. Approval of Operations Report Months of July & August 2015.....	5
9. Scudder Falls Bridge Replacement Project, Right-Of-Way Acquisition for Parcels 20-030-082; 20-030-083; 20-030-084; 20-030-085; 20-030-096 and 20-030-097.....	6
10. Scudder Falls Bridge Replacement Project- Utility Agreements for Preliminary Engineering Design Services.....	7
11. Electronic Toll Collection System Replacement Design, Build and Maintain, Contract DB-540A	7 - 8
12. Public Involvement Consultant Services Scudder Falls bridge Replacement, Contract C-662A.....	8
13. Professional Engineering Services; Traffic Engineering Consultant 2015-2016 Annual Reports, Contract C-686A	8 - 9
14. Riverton-Belvidere Toll Supported Bridge, Critical Member Strengthening Design, Contract C-650A.....	9

DELAWARE RIVER JOINT TOLL BRIDGE COMMISSION

Meeting of September 28, 2015

15.	In-Lane Toll System Maintenance Contract TO-427C-2.....	10
16.	Conventional Toll Lane System Software Maintenance Contract TO-427C-3	11
17.	Promotion of Toll Corporal James Matlock To Toll Sergeant-District II	11
18.	Promotion of Toll Collector Patti Cicero to Toll Corporal-District-II	11
19.	Elimination of a Maintenance Worker I Position and Create another assistant Foreman Position in District III and Appoint Timothy Hannon to that Position- District III.....	12
20.	Appointment of Shawn Carmody to Bridge Monitor II-Northern Division	12
21.	Appointment of Richard McQuade to Bridge Monitor II- Northern Division	13
22.	Appointment of Matthew White to Bridge Monitor II- Southern Division	13
23.	Appointment of Alberto Ferreira to Maintenance Worker III-District I.....	14
24.	Appointment of Cayla Esposito to Toll Collector – District I	14
25.	Eliminate Two (2) Clerk Teller Positions in District III- Create Two (2) Administrative Support Technician/Clerk Teller Positions and Promote Kelli Thoms and Maria Housby to said positions.....	15
26.	Approval for Payment of Invoice Stradley Ronon, PA Legal Counsel	15
27.	Approval for Payment of Invoice Florio, Perrucci, Steinhardt and Fader, NJ Legal Counsel	16

DELAWARE RIVER JOINT TOLL BRIDGE COMMISSION

Meeting of September 28, 2015

28.	Approval for Payment of Invoice Stevens & Lee, PA Labor Counsel	16
29.	Approval for Payment of Invoice Chiesa Shahinian & Giantomasi, NJ Labor Counsel.....	17
30.	Approval for Payment of Invoice NW Financial.....	17
31.	Invitation for Comments from the Public	17
32.	Scheduling of the October 26, 2015 Meeting	18
33.	Adjournment	18

DELAWARE RIVER JOINT TOLL BRIDGE COMMISSION

Meeting of September 28, 2015

CALL TO ORDER

The Regular Monthly Meeting of the Delaware River Joint Toll Bridge Commission was called to Order at the New Hope Executive Offices, 2492 River Road, New Hope, PA. 18938-9519, on Monday, September 28, 2015 at 10:30 a.m. pursuant to notice properly forwarded to each member in compliance with the bylaws. David DeGerolamo, Chairman, presided at this Meeting. The Commission met in Executive Session to discuss legal and personnel matters prior to this meeting.

APPEARANCES

COMMISSION MEMBERS:

Hon. Wadud Ahmad (Pennsylvania) (Via Conference Call)
Hon. David DeGerolamo (New Jersey)
Hon. Daniel Grace (Pennsylvania)
Hon. Pamela Janvey (Pennsylvania)
Hon. Yuki Moore Laurenti (New Jersey)
Hon. Michael Lavery (New Jersey)
Hon. Melissa Starace (Pennsylvania)
Hon. Geoffrey S. Stanley (New Jersey)
Hon. John Siptroth (Pennsylvania)
Hon. Garrett Van Vliet (New Jersey)

COMMISSION GENERAL COUNSEL:

Jonathon Bloom, Stradley, Ronon, Stevens & Young Pennsylvania
Mark Peck, Florio, Perrucci, Steinhardt & Fader, New Jersey

COMMISSION LABOR COUNSEL:

Joseph Hofmann, Stevens and Lee, Pennsylvania

GOVERNORS REPRESENTATIVES:

Michael Collins, NJ Authorities Unit
Chelsea Guzowski, PA Governor's Office

COMMISSION STAFF MEMBERS:

Joseph J. Resta, Executive Director
Sean Hill, Deputy Executive Director of Operations
Roy Little, Chief Engineer
Stephen Cathcart, Comptroller
Joseph Donnelly, Deputy Executive Director of Communications
Wendy V. Reading, Director of Administrative Services

DELAWARE RIVER JOINT TOLL BRIDGE COMMISSION

Meeting of September 28, 2015

OTHERS:

Ryan Bevitz, Representative Santarsiero's Office

ROLL CALL

Joseph Resta, Executive Director, in his capacity as Secretary for this Meeting called the roll, and at the conclusion thereof, reported that there was a quorum present-there being five members present from the Commonwealth of Pennsylvania and five members present from the State of New Jersey.

WELCOMING REMARKS OF CHAIRMAN

Chairman DeGerolamo welcomed those persons whose identities are set forth hereinabove under "Appearances".

INTRODUCE ANY COMMENTS FROM THE PUBLIC

Chairman DeGerolamo addressed the meeting and invited any comments from the public on items pertaining to today's Agenda.

EXECUTIVE DIRECTOR'S REPORT

Joseph Resta, Executive Director, addressed the meeting and said;

"Thank you, Mr. Chairman, with the break from monthly meetings in August, the focus of my remarks this morning will be today's meeting agenda;

"A significant item for consideration today is the award of a design-build-maintain contract to overhaul our agency's entire toll collection system. This modernization project will touch virtually every aspect of our toll system – manual cash collections, conventional toll lane E-ZPass transactions, highway speed open-road tolling and future all-electronic tolling at the Scudder Falls Replacement Bridge. In the end, our aging system of toll equipment will be swapped out and replaced and then maintained for an extended period. The work will be done in two phases. The first phase will involve the design, development, integration, installation and testing of a complete roadside toll system. This work will affect manual collections of tolls, electronic toll collection, violations enforcement systems, all-electronic tolling at the Scudder Falls Replacement Bridge, and integration with host computers at the New Jersey Regional Customer Service Center for E-ZPass. The second phase will include maintenance of all the newly installed equipment and operating systems for five years with two additional three-year options. It also will cover the maintenance of existing toll plaza equipment such as LED signage, lane signal indicators and yellow beacons. Optional work under the contract may include the installation of a toll-collector

DELAWARE RIVER JOINT TOLL BRIDGE COMMISSION

Meeting of September 28, 2015

monitoring system at our seven current toll bridges and the installation of a self-service kiosk at our three low-volume toll plazas – New Hope-Lambertville, Portland-Columbia and Milford-Montague. A significant outcome of this project will be installation of dual-protocol transponder readers that will give us the capability to read toll tags from toll agencies elsewhere in the country, once National Interoperability is decided,

“There will be many other upgrades, too: Overhead LED scanners to improve profiling vehicles for toll-classification purposes, new patron fare displays, new roadway loops that will enable us to remove current-day treadles that are expensive to maintain, new violation enforcement cameras for taking front and rear images, of vehicles passing through our toll lanes, new flash units for enhancing vehicular images, new terminals will be installed in our toll booths to better handle cash transactions, and an entirely new digital video auditing system will be installed to track toll transactions. This modernization effort couldn't come at more opportune time. Our existing system was installed in 2002 and is quickly approaching the end of its useful life. Additionally, some toll agencies in our region have already begun shifting to the next-generation of toll collection technology; others are on the cusp of upgrading just like we are doing now. The Commission also needs the latest available All Electronic Toll technology to move ahead its fast approaching Scudder Falls Bridge Replacement Project; we currently expect the first span of that new bridge to open in 2019. Finally, the new system will enable the Commission to be ready for future interoperability of the nation's various electronic toll collection systems. We are asking Commissioners to award this important contract to TransCore of Nashville, Tn. We expect the first phase of modernization activities to be completed in 16 months with equipment installation and lane conversion work beginning in the summer of next year and ending before the onset of winter. Today's agenda also includes two one-year maintenance contracts that should enable us to keep our current toll collection system functioning until the new, modernized network comes online in late 2016,

“We're proposing one contract be awarded to Xerox for maintaining current hardware and the software for open-road tolling and violation enforcement. We are recommending the second contract be awarded to TransCore to provide maintenance and support for the software that ties our conventional toll system together with the servers at our bridges and the servers at our customer service/violations processing center,

“Moving to other business, today's agenda includes a contract award to Pennoni Associates to provide traffic engineering consulting services. The contract calls for Pennoni to provide the Commission with annual traffic and toll revenue projections and prepare annual traffic engineering reports for 2015 and 2016. The contract provides up to two additional two-year cycles to be exercised at the Commission's discretion. The projections by an independent consultant assists the

DELAWARE RIVER JOINT TOLL BRIDGE COMMISSION

Meeting of September 28, 2015

Commission to comply with its bond indenture's financial-accountability provisions,

"Today's agenda also includes a pivotal action item that will enable the Commission to further advance its preparations for its Scudder Falls Bridge Replacement Project. A resolution has been prepared for Commissioners' consideration to award McCormick Taylor, Inc. with a six-year Public Involvement Consultant Services contract for the bridge project. Under this contract, the McCormick Taylor and its team of subconsultants are to prepare and implement a public involvement program that will begin during final design -- which is currently underway -- and continue through construction to project completion in 2021,

"Given the length and complexity of this project, the McCormick Taylor team will be called upon to provide a wide array of tasks, including, development of comprehensive mailing, email and contact lists of project stakeholders, updating the project-specific website, operating a toll-free public information line, informing the public of major project milestones and travel-route changes, planning and staging events such as open houses, public hearings and other meetings, designing and distributing informational brochures, fact sheets and info-graphics, conducting a multi-medium educational campaign about how the replacement bridge's all-electronic toll, collection system will work, encouraging motorists' use of E-ZPass as a means of saving money mitigating conflicts and disputes, and gathering public comment from residents, motorists, business leaders, elected officials and other stakeholders. McCormick Taylor will work closely with the overall project team, our engineers, and our E-ZPass, communications and community affairs personnel. We'd like to get this moving as soon as possible. With final design progressing toward the 60-percent completed threshold, we soon will have some decision-making and outreach tasks to conduct. This will include a project presentation for Lower Makefield Township and an open house on noise wall design input, both in November. Additionally in early 2016, we anticipate holding six public hearings relative to the toll pricing schedule that will be employed once the first span of the replacement bridge opens to traffic with all electronic tolling in 2019,

"In closing today, I want to commend our operations division for their work in preparing for potential traffic and other issues arising from Pope Francis's recent visit to Philadelphia this past weekend. Preparations included: Placing additional staffing at our high-volume bridges serving Route 1, I-78 and I-80, having maintenance personnel on duty for any incident-management needs that might arise at our Trenton-Morrisville and Scudder Falls bridges. Increasing the bridge monitor presence at our Calhoun Street and Washington Crossing bridges.

DELAWARE RIVER JOINT TOLL BRIDGE COMMISSION

Meeting of September 28, 2015

Developing a plan to handle any charter bus breakdowns on our bridges, including towing by on-call wreckers, deploying mobile traffic counters at the Trenton-Morrisville and Scudder Falls bridges to monitor real-time traffic volumes, and fully staffing of our Primary Control Center in coordination with the New Jersey Transportation Command Center and the PennDOT Regional Command Center, a job well done by everyone involved,

“Mr. Chairman, this concludes my report”

APPROVAL OF MINUTES FOR COMMISSION MEETING HELD JULY 27, 2015

R: 2833-09-15- ADM-01-09-15

Chairman DeGerolamo addressed the meeting and requested the adoption of a Resolution approving the Minutes of the Commission Meeting held July 27, 2015.

At the conclusion of the review, Commissioner Laurenti moved and Commissioner Siptroth seconded the adoption of the following Resolution:

"RESOLVED, by the Delaware River Joint Toll Bridge Commission at its Regular Meeting assembled this 28th day of September, 2015, that the Minutes of the Regular Commission Meeting held on July 27, 2015 be and the same hereby are approved."

Chairman DeGerolamo then invited any further questions on the Resolution. No further questions were presented and the Resolution was unanimously adopted.

APPROVAL OF OPERATIONS REPORT FOR THE MONTHS OF JULY AND AUGUST, 2015

R: 2834-09-15- ADM-02-09-15

Chairman DeGerolamo addressed the meeting and asked if there were any questions on any of the reports contained in the "Operations Report".

At the conclusion of the review, Commissioner Laurenti moved and Commissioner Siptroth seconded the adoption of the following Resolution:

"RESOLVED, by the Delaware River Joint Toll Bridge Commission at its Regular Meeting assembled this 28th day of September, 2015, that the Operations Report, which reflects Commission activity for the months of July and August 2015 are hereby approved."

Chairman DeGerolamo then invited any further questions on the Resolution. No further questions were presented and the Resolution was unanimously adopted.

DELAWARE RIVER JOINT TOLL BRIDGE COMMISSION

Meeting of September 28, 2015

SCUDDER FALLS BRIDGE REPLACEMENT PROJECT-RIGHT-OF-WAY ACQUISITION FOR PARCELS 20-030-082; 20-030-083; 20-030-084; 20-030-085;20-030-096 AND 20-030-097

R: 2835-09-15- ENG-01-09-15

Chairman DeGerolamo addressed the meeting and asked the Commission Members if, after their review, there were any questions.

At the conclusion of the review, Commissioner Janvey moved and Commissioner VanVliet seconded the adoption of the following Resolution:

"RESOLVED, by the Delaware River Joint Toll Bridge Commission at its Regular Meeting assembled this 28th day of September, 2015, that the Commission authorizes the Executive Director to negotiate and execute Purchase agreements for Properties and Rights-of-Way outside of the Right-of-Way associated with the Scudder Falls Bridge Replacement Project known as Parcels 20-030-082 and 20-030-097 located at 1510 River Road; Parcels; 20-030-083and 20-030-096 located at 185 River Road; Parcels 20-030-084 located at 1140 Woodside Road; and Parcel 20-030-085 located at 1142 Woodside Road, all located in Lower Makefield Township, Pennsylvania based on the appraised fair market values of the properties, listed in the table below, as determined by an independent appraisal and subject to the property owners willingness to sell their property to the Commission at fair market value:

Address	Parcel No. (s)	Appraised Value
1510 River Road	20-00-082, 20-030-097	\$157,500
185 River Road	20-030-083, 20-030-096	\$400,000
1140 Woodside Road	20-030-084	\$225,000
1142 Woodside Road	20-030-085	\$205,000

"RESOLVED: That the property will only by purchased if the property owner agrees to sell the property at the negotiated or fair market value to the Commission; and

"RESOLVED: Identify the General Reserve Fund as the source of funds required for property and right-of –way purchase; and

"RESOLVED: The Executive Director is hereby authorized to approve and execute all necessary contracts on behalf of the DRJTBC."

Chairman DeGerolamo then invited any further questions on the Resolution. No further questions were presented and the Resolution was unanimously adopted.

DELAWARE RIVER JOINT TOLL BRIDGE COMMISSION

Meeting of September 28, 2015

SCUDDER FALLS BRIDGE REPLACEMENT PROJECT-UTILITY AGREEMENTS FOR PRELIMINARY ENGINEERING DESIGN SERVICES

R: 2836-09-15- ENG-02-09-15

Chairman DeGerolamo addressed the meeting and asked the Commission Members if, after their review, there were any questions.

At the conclusion of the review, Commissioner Laurenti moved and Commissioner Grace seconded the adoption of the following Resolution:

"RESOLVED, by the Delaware River Joint Toll Bridge Commission at its Regular Meeting assembled this 28th day of September, 2015, That the Commission authorizes the Executive Director to sign agreements with New Jersey Utility Companies Public Services Electric and Gas Company (PSE&G), and Verizon – New Jersey, Incorporated (Verizon) for Preliminary Engineering Design costs associated with the Scudder Falls Bridge Replacement Project in the amounts of \$25,363.37 (Electric), \$15,692.65 (Gas) for PSE&G; and \$35,000 for Verizon; and

RESOLVED: Identify the General Reserve Fund as the source of funds required for payment of any invoices; and

RESOLVED: The Executive Director is hereby authorized to approve and execute all necessary contracts on behalf of the Commission."

Chairman DeGerolamo then invited any further questions on the Resolution. No further questions were presented and the Resolution was unanimously adopted.

ELECTRONIC TOLL COLLECTION SYSTEM REPLACEMENT DESIGN, BUILD AND MAINTAIN CONTRACT DB-540A

R-2837-09-15 -ENG-03-09-15

Chairman DeGerolamo addressed the Meeting and asked the Commission Members if, after their review, there were any questions.

At the conclusion of the review, Commissioner Laurenti moved and Commissioner Grace seconded the adoption of the following Resolution:

"RESOLVED, by the Delaware River Joint Toll Bridge Commission at its Regular Meeting assembled this 28th day of September 2015, that the Commission authorize the Executive Director to award the Electronic Toll Collection System Replacement Design, Build and Maintain, Contract DB-540A, to TransCore of Nashville, TN in the amount of \$24,859,308; and .

RESOLVED: Identify the General Reserve Fund as the source of funds required for payment of any invoices; and

DELAWARE RIVER JOINT TOLL BRIDGE COMMISSION

Meeting of September 28, 2015

“RESOLVED: The Executive Director is hereby authorized to approve and execute all necessary contracts on behalf of the DRJTBC.”

Chairman DeGerolamo then invited any further questions on the Resolution. No further questions were presented and the Resolution was unanimously adopted.

PUBLIC INVOLVEMENT CONSULTANT SERVICES, SCUDDER FALLS BRIDGE REPLACEMENT, CONTRACT C-662A

R-2838-09-15 - ENG-04-09-15

Chairman DeGerolamo addressed the Meeting and asked the Commission Members if, after their review, there were any questions.

At the conclusion of the review, Commissioner Grace moved and Commissioner Laurenti seconded the adoption of the following Resolution:

“RESOLVED, by the Delaware River Joint Toll Bridge Commission at its Regular Meeting assembled this 28th day of September 2015, That the Commission authorize the Executive Director to award Public Involvement Consultant Services for the Scudder falls Bridge Replacement Contract C-662A to McCormick Taylor, Inc., Philadelphia, Pennsylvania, for a not-to-exceed amount of \$1,800,016.87; and

RESOLVED: Identify the General Reserve Fund as the source of funds required for payment of any invoices and

RESOLVED: The Executive Director is hereby authorized to approve and execute all necessary contracts on behalf of the DRJTBC.”

Chairman DeGerolamo then invited any further questions on the Resolution. No further questions were presented and the Resolution was adopted, with one “no” voted recorded by Commissioner Stanley

PROFESSIONAL ENGINEERING SERVICES; TRAFFIC ENGINEERING CONSULTANT 2015-2016 ANNUAL REPORTS, CONTRACT C-686A

R: 2839-09-15- ENG-05-09-15

Chairman DeGerolamo addressed the Meeting and asked the Commission Members if, after their review, there were any questions.

At the conclusion of the review, Commissioner Stanley moved and Commissioner VanVliet seconded the adoption of the following Resolution:

DELAWARE RIVER JOINT TOLL BRIDGE COMMISSION

Meeting of September 28, 2015

“RESOLVED, by the Delaware River Joint Toll Bridge Commission at its Regular Meeting assembled this 28th day of September, 2015, via the resolution, that the Commission award Contract No. C-686A, Traffic Engineering Consultant-2015-2016 Annual Reports to Pennoni Associates of Philadelphia, PA for a (2) year period for an amount not-to-exceed \$50,000 (for two (2) years), i.e. \$25,000 for each year; and, include an option for up to two (2) additional two (2) year cycles to be exercised at the discretion of the Commission for an amount to be negotiated with the consultant; and

RESOLVED: Identify the General Reserve Fund as the source of funds required for payment of any invoices; and

RESOLVED: The Executive Director is hereby authorized to approve and execute all necessary contracts on behalf of the DRJTBC.”

Chairman DeGerolamo then invited any further questions on the Resolution. No further questions were presented and the Resolution was unanimously adopted.

RIVERTON-BELVIDERE TOLL SUPPORTED BRIDGE, CRITICAL MEMBER STRENGTHENING DESIGN, CONTRACT C-650A

R: 2840-09-15- ENG-06-09-15

Chairman DeGerolamo addressed the Meeting and asked the Commission Members if, after their review, there were any questions.

At the conclusion of the review, Commissioner Janvey moved and Commissioner Stanley seconded the adoption of the following Resolution:

“RESOLVED, by the Delaware River Joint Toll Bridge Commission at its Regular Meeting assembled this 28th day of September, 2015, via the resolution, that the Commission authorizes the Executive Director to negotiate scope and fee with the Proposer whose proposal has been deemed qualified through the RFP procurement process and determined to be fair, reasonable and in the best interest of the Commission; and

“RESOLVED, Identify the General Reserve Fund as the source of funds required for payment of any invoices; and

“RESOLVED, The Executive Director is hereby authorized to approve and execute all necessary contracts on behalf of the DRJTBC.”

Chairman DeGerolamo then invited any further questions on the Resolution. No further questions were presented and the Resolution was unanimously adopted.

DELAWARE RIVER JOINT TOLL BRIDGE COMMISSION

Meeting of September 28, 2015

IN-LANE TOLL SYSTEM MAINTENANCE CONTRACT TO-427C-2

R: 2841-09-15- ENG-07-09-15

Chairman Degerolamo addressed the Meeting and asked the Commission Members if, after their review, there were any questions.

At the conclusion of the review, Commissioner Stanley moved and Commissioner Van Vliet seconded the adoption of the following Resolution:

“RESOLVED, by the Delaware River Joint Toll Bridge Commission at its Regular Meeting assembled this 28th day of September, 2015, via the resolution, that the Commission authorizes the Executive Director to award the In-Lane Toll System Maintenance Contract TO-427C-2, to Xerox in the amount of \$1,333,933.12; and

“RESOLVED, Identify the General Reserve Fund as the source of funds required for payment of any invoices; and

“RESOLVED, The Executive Director is hereby authorized to approve and execute all necessary contract on behalf of the DRJTBC.”

Chairman DeGerolamo then invited any further questions on the Resolution. No further questions were presented and the Resolution was unanimously adopted.

CONVENTIONAL TOLL LANE SYSTEM SOFTWARE MAINTENANCE CONTRACT TO-427C-3

R: 2842-09-15- ENG-08-09-15

Chairman Degerolamo addressed the Meeting and asked the Commission Members if, after their review, there were any questions.

At the conclusion of the review, Commissioner VanVliet moved and Commissioner Siptroth seconded the adoption of the following Resolution:

“RESOLVED, by the Delaware River Joint Toll Bridge Commission at its Regular Meeting assembled this 28th day of September, 2015, via the resolution, that the Commission authorizes the Executive Director to award the Conventional Toll Lane System Software Maintenance Contract TO-427C-3 to TransCore of Nashville, TN in the amount of \$245,664.00; and

“RESOLVED, The Executive Director is hereby authorized to approve and execute all necessary contracts on behalf of the DRJTBC.”

Chairman DeGerolamo then invited any further questions on the Resolution. No further questions were presented and the Resolution was unanimously adopted.

DELAWARE RIVER JOINT TOLL BRIDGE COMMISSION

Meeting of September 28, 2015

PROMOTION OF TOLL CORPORAL JAMES MATLOCK TO TOLL SERGEANT-DISTRICT II

R: 2843-09-15- PER-01-09-15

Chairman DeGerolamo addressed the Meeting and asked the Commission Members if, after their review, there were any questions.

At the conclusion of the review, Commissioner Stanley moved and Commissioner Grace seconded the adoption of the following Resolution:

“RESOLVED, by the Delaware River Joint Toll Bridge Commission at its Regular Meeting assembled this 28th day of September, 2015, via the resolution, that the Commission authorizes the promotion of James Matlock to the position of Toll Sergeant at District II with compensation set at \$54,802 per annum, which is step 2 in the pay range for the Toll Sergeant position (\$52,190-\$66,614) pending satisfactory completion of the required personnel processing.”

Chairman DeGerolamo then invited any further questions on the Resolution. No further questions were presented and the Resolution was unanimously adopted.

PROMOTION OF TOLL COLLECTOR PATTI CICERO TO TOLL CORPORAL-DISTRICT II

R: 2844-09-15- PER-02-09-15

Chairman DeGerolamo addressed the Meeting and asked the Commission Members if, after their review, there were any questions.

At the conclusion of the review, Commissioner Siptroth moved and Commissioner Janvey seconded the adoption of the following Resolution:

“RESOLVED, by the Delaware River Joint Toll Bridge Commission at its Regular Meeting assembled this 28th day of September, 2015, via the resolution, that the Commission authorizes the Promotion of Patti Cicero to the position of Toll Corporal at District II with starting compensation set at \$45,088 per annum, which is the introductory step in the pay range for the Toll Corporal position (\$45,088 - \$57,544), pending satisfactory completion of the required personnel processing.”

Chairman DeGerolamo then invited any further questions on the Resolution. No further questions were presented and the Resolution was unanimously adopted.

DELAWARE RIVER JOINT TOLL BRIDGE COMMISSION

Meeting of September 28, 2015

ELIMINATION OF A MAINTENANCE WORKER I POSITION AND CREATE ANOTHER ASSISTANT FOREMAN POSITION IN DISTRICT III AND APPOINT TIMOTHY HANNON TO THAT POSITION-DISTRICT III

R: 2845-09-15- PER-03-09-15

Chairman DeGerolamo addressed the Meeting and asked the Commission Members if, after their review, there were any questions.

At the conclusion of the review, Commissioner Siptroth moved and Commissioner Stanley seconded the adoption of the following Resolution:

“RESOLVED, by the Delaware River Joint Toll Bridge Commission at its Regular Meeting assembled this 28th day of September, 2015, via the resolution, that the Commission authorizes the Executive Director to eliminate a Maintenance Worker I position and create a position classification of Assistant Foreman of Maintenance in District III at a salary range of (\$45,088-\$57,544) and to appoint Timothy Hannon to that position at a starting salary of \$57,544 per annum which is step 6 in the pay range for the class pending satisfactory completion of the required personnel processing.”

Chairman DeGerolamo then invited any further questions on the Resolution. No further questions were presented and the Resolution was unanimously adopted.

APPOINTMENT OF SHAWN CARMODY TO BRIDGE MONITOR II-NORTHERN DIVISION

R: 2846-09-15- PER-04-09-15

Chairman DeGerolamo addressed the Meeting and asked the Commission Members if, after their review, there were any questions.

At the conclusion of the review, Commissioner Stanley moved and Commissioner VanVliet seconded the adoption of the following Resolution:

“RESOLVED, by the Delaware River Joint Toll Bridge Commission at its Regular Meeting assembled this 28th day of September, 2015, via the resolution, that the Commission authorizes the appointment of Shawn Carmody to the position of Bridge Monitor II at Northern Division Toll Supported Bridge with starting compensation set at \$36,009 per annum, which is the minimum step in the pay range for the Bridge Monitor II position (\$36,009 - \$45,955), pending satisfactory completion of the required personnel processing.”

Chairman DeGerolamo then invited any further questions on the Resolution. No further questions were presented and the Resolution was unanimously adopted.

DELAWARE RIVER JOINT TOLL BRIDGE COMMISSION

Meeting of September 28, 2015

APPOINTMENT OF RICHARD MCQUADE TO BRIDGE MONITOR II-NORTHERN DIVISION

R: 2847-09-15- PER-05-09-15

Chairman DeGerolamo addressed the Meeting and asked the Commission Members if, after their review, there were any questions.

At the conclusion of the review, Commissioner Janvey moved and Commissioner Siptroth seconded the adoption of the following Resolution:

“RESOLVED, by the Delaware River Joint Toll Bridge Commission at its Regular Meeting assembled this 28th day of September, 2015, via the resolution, that the Commission authorizes the appointment of Richard McQuade to the position of Bridge Monitor II at Northern Division Toll Supported Bridge with starting compensation set at \$36,009 per annum, which is the minimum step in the pay range for the Bridge Monitor II position (\$36,009 - \$45,955), pending satisfactory completion of the required personnel processing..”

Chairman DeGerolamo then invited any further questions on the Resolution. No further questions were presented and the Resolution was unanimously adopted.

APPOINTMENT OF MATTHEW WHITE TO BRIDGE MONITOR II-SOUTHERN DIVISION

R: 2848-09-15- PER-06-09-15

Chairman DeGerolamo addressed the Meeting and asked the Commission Members if, after their review, there were any questions.

At the conclusion of the review, Commissioner VanVliet moved and Commissioner Stanley seconded the adoption of the following Resolution:

“RESOLVED, by the Delaware River Joint Toll Bridge Commission at its Regular Meeting assembled this 28th day of September, 2015, via the resolution, that the Commission authorizes the appointment of Matthew White to the position of Bridge Monitor II at Southern Division Toll Supported Bridge with starting compensation set at \$36,009 per annum, which is the minimum step in the pay range for the Bridge Monitor II position (\$36,009 - \$45,955), pending satisfactory completion of the required personnel processing..”

Chairman DeGerolamo then invited any further questions on the Resolution. No further questions were presented and the Resolution was unanimously adopted.

DELAWARE RIVER JOINT TOLL BRIDGE COMMISSION

Meeting of September 28, 2015

APPOINTMENT OF ALBERTO FERREIRA TO MAINTENANCE WORKER III-DISTRICT I

R: 2849-09-15- PER-07-09-15

Chairman DeGerolamo addressed the Meeting and asked the Commission Members if, after their review, there were any questions.

At the conclusion of the review, Commissioner Laurenti moved and Commissioner Grace seconded the adoption of the following Resolution:

“RESOLVED, by the Delaware River Joint Toll Bridge Commission at its Regular Meeting assembled this 28th day of September, 2015, via the resolution, that the Commission authorizes the appointment of Alberto Ferreira to the position of Maintenance Worker III-District I, with starting compensation set at \$32,666 per annum, which is the minimum step in the pay range for the Bridge Monitor II position (\$32,666 - \$41,681), pending satisfactory completion of the required personnel processing.”

Chairman DeGerolamo then invited any further questions on the Resolution. No further questions were presented and the Resolution was unanimously adopted.

APPOINTMENT OF CAYLA ESPOSITO TO TOLL COLLECTOR-DISTRICT I

R: 2850-09-15- PER-08-09-15

Chairman DeGerolamo addressed the Meeting and asked the Commission Members if, after their review, there were any questions.

At the conclusion of the review, Commissioner Laurenti moved and Commissioner VanVliet seconded the adoption of the following Resolution:

“RESOLVED, by the Delaware River Joint Toll Bridge Commission at its Regular Meeting assembled this 28th day of September, 2015, via the resolution, that the Commission authorizes the appointment of Cayla Esposito to the position of Toll Collector-with starting compensation set at \$37,805 per annum, which is the minimum step in the pay range for the Bridge Monitor II position (\$37,805 - \$48,251), pending satisfactory completion of the required personnel processing..”

Chairman DeGerolamo then invited any further questions on the Resolution. No further questions were presented and the Resolution was unanimously adopted.

DELAWARE RIVER JOINT TOLL BRIDGE COMMISSION

Meeting of September 28, 2015

ELIMINATE TWO (2) CLERK TELLER POSITION IN DISTRICT III; CREATE TWO (2) ADMINISTRATIVE SUPPORT TECHNICIAN/CLERK TELLER POSITIONS AND PROMOTE KELLI THOMS AND MARIA HOUSBY TO SAID POSITIONS

R: 2851-09-15- PER-09-09-15

Chairman DeGerolamo addressed the Meeting and asked the Commission Members if, after their review, there were any questions.

At the conclusion of the review, Commissioner Janvey moved and Commissioner Stanley seconded the adoption of the following Resolution:

“RESOLVED, by the Delaware River Joint Toll Bridge Commission at its Regular Meeting assembled this 28th day of September, 2015, via the resolution, that Executive Director to eliminate the Clerk Teller positions in District III and create two position classifications of Administrative Support Technician/Clerk Teller in District III each at a salary range of (\$39,324-\$50,188) and promote Kelli Thomas and Maria Housby to the new positions each with a starting salary of \$39,324 per annum, which is the recommended minimum range for the class pending satisfactory completion of the required personnel processing.”

Chairman DeGerolamo then invited any further questions on the Resolution. No further questions were presented and the Resolution was unanimously adopted.

APPROVAL FOR PAYMENT OF INVOICE STRADLEY RONON, PA LEGAL COUNSEL

R: 2852-09-15- ACCT -01-09-15

Chairman DeGerolamo addressed the Meeting and asked the Commission Members if, after their review, there were any questions.

At the conclusion of the review, Commissioner Van Vliet moved and Commissioner Siptroth seconded the adoption of the following Resolution:

“RESOLVED, by the Delaware River Joint Toll Bridge Commission at its Regular Meeting assembled this 28th day of September, 2015, via this Resolution authorizing for payment of invoices #10364906, #10362234, #10364896, #10362237, #10364905, #10364904, #10364907, #10362236, and #10364903 in the total amount of \$26,038.02 for Professional Services Rendered to Stradley Ronon, PA Legal Counsel; and

“RESOLVED: Identifying the Operating Fund as the source of funds required for any and all disbursements.”

Chairman DeGerolamo then invited any further questions on the Resolution. No further questions were presented and the Resolution was unanimously adopted.

DELAWARE RIVER JOINT TOLL BRIDGE COMMISSION

Meeting of September 28, 2015

APPROVAL FOR PAYMENT OF INVOICE

FLORIO, PERRUCCI, STEINHARDT AND FADER, NJ LEGAL COUNSEL

R: 2853-09-15- ACCT -02-09-15

Chairman DeGerolamo addressed the Meeting and asked the Commission Members if, after their review, there were any questions.

At the conclusion of the review, Commissioner Van Vliet moved and Commissioner Siptroth seconded the adoption of the following Resolution:

“RESOLVED, by the Delaware River Joint Toll Bridge Commission at its Regular Meeting assembled this 28th day of September, 2015, via this Resolution authorizing payment of invoices # 111547, #111550, #110535, #110538, #111548, #111549, #110991, #109944, #110837, #109940, #110540, #109942 and #110832 in the total amount due of \$10,216.83 for Capital and Non-Capital Professional Services to Florio, Perrucci, Steinhardt and Fader, NJ Legal Counsel; and

“RESOLVED, identifying the Operating Fund as the source of funds required for any and all disbursements.”

Chairman DeGerolamo then invited any further questions on the Resolution. No further questions were presented and the Resolution was unanimously adopted.

APPROVAL FOR PAYMENT OF INVOICE

STEVENS & LEE, PA LABOR COUNSEL

R: 2854-09-15- ACCT -03-09-15

Chairman DeGerolamo addressed the Meeting and asked the Commission Members if, after their review, there were any questions.

At the conclusion of the review, Commissioner Van Vliet moved and Commissioner Siptroth seconded the adoption of the following Resolution:

“RESOLVED, by the Delaware River Joint Toll Bridge Commission at its Regular Meeting assembled this 28th day of September, 2015, via this Resolution, and authorizes payment of invoices # 444807, # 446758, #444809 and # 446760 in the total amount due of \$32,945.97 for Professional Services Rendered; and

“RESOLVED: identifying the Operating Fund as the source of funds required for any and all disbursements.”

Chairman DeGerolamo then invited any further questions on the Resolution. No further questions were presented and the Resolution was unanimously adopted.

DELAWARE RIVER JOINT TOLL BRIDGE COMMISSION

Meeting of September 28, 2015

APPROVAL FOR PAYMENT OF INVOICE

CHIESA SHAHINIAN & GIANTOMASI, NJ LABOR COUNSEL

R: 2855-09-15- ACCT -04-09-15

Chairman DeGerolamo addressed the Meeting and asked the Commission Members if, after their review, there were any questions.

At the conclusion of the review, Commissioner Van Vliet moved and Commissioner Siptroth seconded the adoption of the following Resolution:

“RESOLVED, by the Delaware River Joint Toll Bridge Commission at its Regular Meeting assembled this 28th day of September, 2015, via this Resolution authorizing payment of invoice numbers 317139, # 318833, # 318835, #318836, and # 317141 in the total amount due of \$18,037.86 for professional services rendered to Chiesa, Shahinian & Giantomasi, New Jersey Labor Counsel; and

“RESOLVED: identifying the Operating Fund as the source of funds required for any and all disbursements.”

Chairman DeGerolamo then invited any further questions on the Resolution. No further questions were presented and the Resolution was unanimously adopted.

APPROVE PAYMENT OF INVOICES FOR NW FINANCIAL

R: 2856-06-15- ACCT -05-09-15

Chairman Degerolamo addressed the Meeting and asked the Commission Members if, after their review, there were any questions.

At the conclusion of the review, Commissioner Van Vliet moved and Commissioner Stanley seconded the adoption of the following Resolution:

“RESOLVED, by the Delaware River Joint Toll Bridge Commission at its Regular Meeting assembled this 29th day of June, 2015, via this Resolution authorizing payment of invoice number # 21615 in the total amount due of \$675.00 to NW Financial Group, LLC; and

“RESOLVED: identifying the Operating Fund as the source of funds required for any and all disbursements.”

Chairman DeGerolamo then invited any further questions on the Resolution. No further questions were presented and the Resolution was unanimously adopted.

INVITE ANY COMMENTS FROM PUBLIC

Chairman DeGerolamo addressed the meeting and invited any further comments.

DELAWARE RIVER JOINT TOLL BRIDGE COMMISSION

Meeting of September 28, 2015

SCHEDULING OF THE OCTOBER 26, 2015 MEETING

Chairman DeGerolamo addressed the Meeting and stated that the Commission's next meeting will be held October 26, 2015.

The Meeting will be called to Order at 10:30 a.m. in the Boardroom at the New Hope Executive Offices, New Hope Pennsylvania 18938-9519.

Chairman DeGerolamo assured the Commission Members that an "Official Notice of Meeting" would be forwarded to each and every Member of the Commission.

ADJOURNMENT

Chairman DeGerolamo invited a motion for Adjournment.

Commissioner Laurenti then moved that the Meeting be adjourned and Commissioner Stanley seconded the motion. The voice vote was unanimously affirmative and the Meeting was adjourned at 10:51 pm., Monday, September 28, 2015.

Prepared and submitted by:



WENDY VADOLA READING

Assistant Secretary Treasurer to the Commission

Approved by:



JOSEPH J. RESTA

Executive Director

DELAWARE RIVER JOINT TOLL BRIDGE COMMISSION

Meeting of September 28th, 2015

FINANCE

The following pages reflect a report on those items assigned to the Finance, Insurance and Management Committee.

Each item is reported separately and page numbered accordingly hereunder.

DELAWARE RIVER JOINT TOLL BRIDGE COMMISSION

Meeting of September 28, 2015

SUBJECT	DESCRIPTION	PAGE NUMBER
Accounting	Status of Cash Balances at July 31, 2015	1
Accounting	Status of Bond Retirement at July 31, 2015	2
Accounting	Status of Investments at July 31, 2015	3-6
Accounting	Status of Toll Traffic and Revenue & Toll Supported Traffic Month of July 2015 Compared with Month of June 2014	7-20
Accounting	Statistical Summary of Expenditures on Toll Bridges and Toll Supported Bridges Accounts for the Period July 1, 2015 through July 31, 2015	21-33
Accounting	Statement of Revenue and Expenses: Seven Months Period ending July 31, 2015	34

DELAWARE RIVER JOINT TOLL BRIDGE COMMISSION

Meeting of September 28, 2015

**There follows Cash Balances of the Commission at July 31, 2015 for the
information and review of the Members:**

COMMISSION CASH DEPOSITS

Wells Fargo Bank, N. A.

Revenue Fund	7,722,871
Payroll Fund	38,855
Insurance Clearing Account	750,000
TOTAL	\$ 8,511,726

CASH DEPOSIT GUARANTEES

Wells Fargo Bank	PA ACT 72	FULL BALANCE
-------------------------	------------------	---------------------


DELAWARE RIVER JOINT TOLL BRIDGE COMMISSION

Meeting of September 28, 2015

STATUS OF BRIDGE SYSTEM REVENUE BONDS AT JULY 31, 2015

Maturity	SERIES 2005A			SERIES 2007A			SERIES 2007B			SERIES 2012A			SERIES 2012B			SERIES 2015			Total
	Yield	Principal Amount	Maturities & Calls	Yield	Principal Amount	Maturities & Calls	Yield	Principal Amount	Maturities & Calls	Yield	Principal Amount	Maturities & Calls	Yield	Principal Amount	Maturities & Calls	Yield	Principal Amount	Maturities & Calls	
7/1/2003		N/A			N/A			N/A			N/A			N/A					
7/1/2004	2.35%	\$ 370,000	\$ 370,000		N/A			N/A			N/A			N/A					
7/1/2005	2.50%	\$ 895,000	\$ 895,000		N/A			N/A			N/A			N/A					
7/1/2006	2.76%	930,000	930,000		N/A			N/A			N/A			N/A					
7/1/2007	2.96%	965,000	965,000	3.53%	\$ 470,000	\$ 470,000	4.23%	\$ 3,350,000	\$ 3,350,000										
7/1/2008	3.06%	1,005,000	1,005,000	3.53%	1,615,000	1,615,000	4.23%	3,350,000	3,350,000										
7/1/2009	3.23%	1,045,000	1,045,000	3.53%	1,410,000	1,410,000	4.23%	3,650,000	3,650,000										
7/1/2010	3.39%	1,095,000	1,095,000	3.54%	1,545,000	1,545,000	4.23%	3,850,000	3,850,000										
7/1/2011	3.53%	1,150,000	1,150,000	3.56%	1,670,000	1,670,000	4.23%	3,950,000	3,950,000										
7/1/2012	3.66%	1,210,000	1,210,000	3.58%	1,660,000	1,660,000	4.23%	4,200,000	4,200,000	0.60%		3,430,000							
7/1/2013	3.76%	5,000,000	5,000,000	3.62%	1,450,000	1,450,000	4.23%	4,350,000	4,350,000	1.01%		3,360,000							
7/1/2014	3.85%	5,220,000	5,220,000	3.66%	1,920,000	1,920,000	4.23%	4,450,000	4,450,000	1.30%		3,385,000							
7/1/2015	3.96%	5,430,000	5,430,000	3.73%	1,760,000	1,760,000	4.23%	4,800,000	4,800,000	0.85%		1,030,000							
7/1/2016	4.02%	5,835,000	5,835,000	3.80%	2,000,000	2,000,000	4.23%	4,900,000	4,900,000	1.09%		1,065,000							
7/1/2017	4.04%	6,155,000	6,155,000	3.88%	2,010,000	2,010,000	4.23%	5,290,000	5,290,000	1.33%		1,100,000							
7/1/2018	4.09%	6,480,000	6,480,000	3.96%	2,135,000	2,135,000	4.23%	5,450,000	5,450,000	1.61%		1,145,000							
7/1/2019	4.13%	6,840,000	6,840,000	4.03%	2,275,000	2,275,000	4.23%	5,650,000	5,650,000	1.90%		1,195,000							
7/1/2020	4.14%	1,835,000	1,835,000	4.08%	2,360,000	2,360,000	4.23%	5,990,000	5,990,000	2.14%		6,825,000							
7/1/2021	4.19%	1,920,000	1,920,000	4.12%	2,490,000	2,490,000	4.23%	6,250,000	6,250,000	2.33%		7,150,000							
7/1/2022	4.23%	2,020,000	2,020,000	4.17%	2,490,000	2,490,000	4.23%	6,550,000	6,550,000	2.50%		7,445,000							
7/1/2023	4.35%	2,235,000	2,235,000	4.21%	2,640,000	2,640,000	4.23%	6,800,000	6,800,000	2.67%		8,305,000							
7/1/2024	4.38%	2,345,000	2,345,000	4.25%	2,710,000	2,710,000	4.23%	7,150,000	7,150,000	2.73%		8,305,000							
7/1/2025	4.67%	2,450,000	2,450,000	4.27%	2,855,000	2,855,000	4.23%	7,450,000	7,450,000	3.01%		8,305,000							
7/1/2026	4.67%	2,450,000	2,450,000	4.30%	2,925,000	2,925,000	4.23%	7,800,000	7,800,000	3.12%		8,305,000							
7/1/2027	4.67%	2,560,000	2,560,000	4.35%	3,050,000	3,050,000	4.23%	8,200,000	8,200,000	3.17%		9,355,000							
7/1/2028	4.67%	2,675,000	2,675,000	4.35%	3,200,000	3,200,000	4.23%	8,550,000	8,550,000	3.21%		1,345,000							
7/1/2029	4.67%	2,795,000	2,795,000	4.35%	3,375,000	3,375,000	4.23%	8,900,000	8,900,000	3.27%		1,385,000							
7/1/2030	4.67%	N/A		4.35%	3,475,000	3,475,000	4.23%	9,350,000	9,350,000			N/A							
7/1/2031		N/A		4.39%	3,595,000	3,595,000	4.23%	9,800,000	9,800,000			N/A							
7/1/2032		N/A		4.39%	14,000,000	14,000,000	4.23%	N/A	N/A			N/A							
7/1/2033		N/A		4.39%	14,700,000	14,700,000	4.23%	N/A	N/A			N/A							
7/1/2034		N/A		4.39%	15,435,000	15,435,000	4.23%	N/A	N/A			N/A							
7/1/2035		N/A		4.60%	16,205,000	16,205,000	4.23%	N/A	N/A			N/A							
7/1/2036		N/A		4.60%	16,935,000	16,935,000	4.23%	N/A	N/A			N/A							
7/1/2037		N/A		4.60%	16,935,000	16,935,000	4.23%	N/A	N/A			N/A							
		\$ 72,645,000	\$ 49,640,000		\$ 134,170,000	\$ 130,410,000		\$ 150,000,000	\$ 31,150,000			\$ 77,145,000	\$ 5,645,000		\$ 20,665,000	\$ 10,175,000		\$ 86,505,000	\$ 31,110,000

Footnote:
2012 Series Bonds Refunded remaining balance of 2003A Series and \$30,795,000 of the 2005A Series Bonds
2015 Series Bonds Refunded \$86,505,000 of the 2007A Series Bonds




Delaware River
Joint Toll Bridge
Commission

DRJTBC

Delaware River Joint TBC
Purchases Report
Sorted by Fund - Maturity Date
July 1, 2015 - July 31, 2015

CUSIP	Investment #	Fund	Sec. Type	Issuer	Original Par Value	Purchase Date	Payment Periods	Principal Purchased	Accrued Interest at Purchase	Rate at Purchase	Maturity Date	YTM	Ending Book Value
General Reserve Fund													
3133EE3M0	10354	01GRF	MC1	FFCB	11,000,000.00	07/17/2015	01/13 - 07/13	10,989,000.00	990.00	0.810	07/13/2017	0.880	10,989,215.08
				Subtotal	11,000,000.00			10,989,000.00	990.00				10,989,215.08
Debt Service Reserve Fund 2015													
3134G7JD4	10356	06DSRF15	FAC	FHLMC	2,500,000.00	07/28/2015	01/28 - 07/28	2,498,125.00		0.800	07/28/2017	0.820	2,498,132.81
3134G7JE2	10357	06DSRF15	FAC	FHLMC	2,500,000.00	07/30/2015	01/30 - 07/30	2,498,125.00		1.050	01/30/2018	1.163	2,498,127.08
3133EEYK0	10355	06DSRF15	FAC	FFCB	2,600,000.00	07/24/2015	10/13 - 04/13	2,596,100.00	7,950.94	1.090	04/13/2018	1.212	2,596,127.89
			Subtotal		7,600,000.00			7,592,350.00	7,950.94				7,592,387.78
Total Purchases									8,940.94				18,581,602.86



Delaware River
Joint Toll Bridge
Commission

Delaware River Joint TBC
Investment Classification
Sorted by Fund - Maturity Date
July 31, 2015

DRJTBC

CUSIP	Investment #	Fund	Issuer	Investment Class	Par Value	YTM	Maturity Date	Market Price	Market Date	Market Value	Book Value	Reported Value
Debt Service Fund												
38145C752	10113	01DSF	Goldman Sachs Illa Fed Port	Amort	766,502.75	0.002		100.000	07/31/2015	766,502.75	766,502.75	766,502.75
				Subtotal	766,502.75	0.002				766,502.75	766,502.75	766,502.75
General Reserve Fund												
38145C752	10115	01GRF	Goldman Sachs Illa Fed Port	Amort	12,246,591.63	0.002		100.000	07/31/2015	12,246,591.63	12,246,591.63	12,246,591.63
PAINVEST	10050	01GRF	PA Invest	Amort	5,079,485.48	0.050		100.000	07/31/2015	5,079,485.48	5,079,485.48	5,079,485.48
31338V81	10297	01GRF	Federal Home Loan Bank	Fair	7,501,000.00	0.401	08/28/2015	100.021	07/31/2015	7,501,575.00	7,499,849.59	7,501,575.00
313383V81	10306	01GRF	Federal Home Loan Bank	Fair	9,980,000.00	0.301	08/28/2015	100.021	07/31/2015	9,982,095.80	9,980,546.14	9,982,095.80
912828NZ9	10312	01GRF	Federal Home Loan Bank	Fair	4,000,000.00	0.234	09/30/2015	100.184	07/31/2015	4,007,360.00	4,006,658.29	4,007,360.00
67993UX57	10346	01GRF	Old Line Funding LLC	Fair	4,000,000.00	0.280	10/05/2015	99.865	07/31/2015	3,994,617.78	3,997,977.78	3,994,617.78
912828PE4	10299	01GRF	U.S. Treasury	Fair	5,000,000.00	0.419	10/31/2015	100.281	07/31/2015	5,014,050.00	5,010,295.72	5,014,050.00
912828PJ3	10317	01GRF	Federal Home Loan Bank	Fair	10,000,000.00	0.273	11/30/2015	100.399	07/31/2015	10,039,900.00	10,036,402.44	10,039,900.00
3130A0GK0	10305	01GRF	Federal Home Loan Bank	Fair	10,000,000.00	0.407	12/30/2015	100.084	07/31/2015	10,008,400.00	9,998,654.86	10,008,400.00
89233GAF3	10350	01GRF	TOYOTA Motor Credit CP	Fair	6,000,000.00	0.357	01/15/2016	99.774	07/31/2015	5,986,466.67	5,990,288.34	5,986,466.67
3130A0SD3	10313	01GRF	Federal Home Loan Bank	Fair	4,000,000.00	0.356	02/19/2016	100.101	07/31/2015	4,004,040.00	4,000,401.98	4,004,040.00
3130A44U3	10344	01GRF	Federal Home Loan Bank	Fair	10,000,000.00	0.355	03/07/2016	100.007	07/31/2015	10,000,700.00	10,000,000.00	10,000,700.00
912828QA1	10320	01GRF	Federal Home Loan Bank	Fair	5,015,000.00	0.381	03/31/2016	101.321	07/31/2015	5,081,248.15	5,077,018.86	5,081,248.15
912828QF0	10311	01GRF	Federal Home Loan Bank	Fair	4,000,000.00	0.390	04/30/2016	101.274	07/31/2015	4,050,960.00	4,047,869.79	4,050,960.00
912828QP8	10309	01GRF	Federal Home Loan Bank	Fair	4,850,000.00	0.533	05/03/2016	101.219	07/31/2015	4,909,121.50	4,898,713.08	4,909,121.50
3130A2C61	10343	01GRF	Federal Home Loan Bank	Fair	10,000,000.00	0.386	05/10/2016	100.026	07/31/2015	10,002,600.00	9,999,044.33	10,002,600.00
912828QX1	10321	01GRF	Federal Home Loan Bank	Fair	3,900,000.00	0.512	07/31/2016	101.133	07/31/2015	3,944,187.00	3,938,248.85	3,944,187.00
3135G0YE7	10340	01GRF	Federal National Mtg Assn	Fair	8,000,000.00	0.556	08/26/2016	100.196	07/31/2015	8,015,680.00	8,005,848.94	8,015,680.00
3130A3ME1	10341	01GRF	Federal Home Loan Bank	Fair	3,250,000.00	0.643	09/30/2016	100.065	07/31/2015	3,252,112.50	3,246,476.74	3,252,112.50
3130A3M35	10337	01GRF	Federal Home Loan Bank	Fair	3,250,000.00	0.637	10/14/2016	100.027	07/31/2015	3,250,877.50	3,245,429.08	3,250,877.50
313371PV2	10339	01GRF	Federal Home Loan Bank	Fair	8,000,000.00	0.693	12/09/2016	101.408	07/31/2015	8,112,640.00	8,100,147.76	8,112,640.00
3130A3UU6	10342	01GRF	Federal Home Loan Bank	Fair	10,000,000.00	0.632	01/27/2017	100.229	07/31/2015	10,022,900.00	10,006,327.78	10,022,900.00
3137EAD00	10353	01GRF	Federal Home Loan Mtg Corp	Fair	8,500,000.00	0.719	03/08/2017	100.650	07/31/2015	8,555,250.00	8,537,990.41	8,555,250.00
3135G0ZB2	10352	01GRF	Federal National Mtg Assn	Fair	8,500,000.00	0.707	04/20/2017	100.091	07/31/2015	8,507,735.00	8,506,185.39	8,507,735.00
3134G6W41	10351	01GRF	Federal Home Loan Mtg Corp	Fair	10,000,000.00	0.800	05/25/2017	100.008	07/31/2015	10,000,800.00	10,000,000.00	10,000,800.00
3133EE3M0	10354	01GRF	Federal Farm Credit Bank	Fair	11,000,000.00	0.880	07/13/2017	99.973	07/31/2015	10,997,030.00	10,989,215.08	10,997,030.00
				Subtotal	186,071,077.11	0.476				186,568,424.01	186,445,638.34	186,568,424.01

Portfolio DRJ
AP
IC (PRF,JC) 7.1.1
Report Ver. 7.3.2

Delaware River Joint TBC
Investment Classification
July 31, 2015

CUSIP	Investment #	Fund	Issuer	Investment Class	Par Value	YTM	Maturity Date	Market Price	Market Date	Market Value	Book Value	Reported Value
Operating Fund												
38145C752	10108	010F	Goldman Sachs IIa Fed Port	Amort	41,752.33	0.002	01/30/2017	100.000	07/31/2015	41,752.33	41,752.33	41,752.33
3135G0GY3	10348	010F	Federal National Mtg Assn	Fair	4,541,580.00	0.557	01/30/2017	100.924	07/31/2015	4,541,580.00	4,541,580.00	4,541,580.00
				Subtotal	4,541,752.33	0.551				4,583,332.33	4,588,171.38	4,583,332.33
Reserve Maintenance Fund												
38145C752	10108	01RMF	Goldman Sachs IIa Fed Port	Amort	14,749.57	0.002	01/30/2017	100.000	07/31/2015	14,749.57	14,749.57	14,749.57
3135G0GY3	10347	01RMF	Federal National Mtg Assn	Fair	2,119,404.00	0.557	01/30/2017	100.924	07/31/2015	2,119,404.00	2,121,662.22	2,119,404.00
				Subtotal	2,114,749.57	0.553				2,134,153.57	2,136,411.79	2,134,153.57
Construction Fund 2005A												
38145C752	10112	05CF05	Goldman Sachs IIa Fed Port	Amort	0.00	0.006	01/30/2017	100.000	07/31/2015	0.00	0.00	0.00
				Subtotal	0.00					0.00	0.00	0.00
Debt Service Reserve 2005A												
38145C752	10110	06DSRF05	Goldman Sachs IIa Fed Port	Amort	50,854.00	0.002	01/30/2017	100.000	07/31/2015	50,854.00	50,854.00	50,854.00
3135G0S80	10292	05DSRF05	Federal National Mtg Assn	Fair	1,490,670.50	0.476	12/21/2015	100.045	07/31/2015	1,490,670.50	1,489,402.36	1,490,670.50
3135A0SD3	10314	05DSRF05	Federal Home Loan Bank	Fair	1,445,145.21	0.356	02/19/2016	100.101	07/31/2015	1,446,459.45	1,445,145.21	1,446,459.45
				Subtotal	2,985,854.00	0.411				2,987,983.95	2,985,401.57	2,987,983.95
Construction Fund 2007												
38145C752	10114	06CF07	Goldman Sachs IIa Fed Port	Amort	453,188.92	0.002	01/30/2017	100.000	07/31/2015	453,188.92	453,188.92	453,188.92
				Subtotal	453,188.92	0.002				453,188.92	453,188.92	453,188.92
Clearing Fund 2012A												
38145C752	10294	06CLEAR12	Goldman Sachs IIa Fed Port	Amort	0.68	0.006	01/30/2017	100.000	07/31/2015	0.68	0.68	0.68
				Subtotal	0.68	0.006				0.68	0.68	0.68
Debt Service Reserve Fund 12A												
38145C752	10260	06DSRF12A	Goldman Sachs IIa Fed Port	Amort	21,520.58	0.002	01/30/2017	100.000	07/31/2015	21,520.58	21,520.58	21,520.58
3135G0NV1	10264	06DSRF12A	Federal National Mtg Assn	Fair	2,845,971.55	0.368	09/28/2015	99.999	07/31/2015	2,844,971.55	2,845,589.69	2,844,971.55
				Subtotal	2,866,520.58	0.365				2,866,492.13	2,867,110.27	2,866,492.13
Debt Service Reserve Fund 2015												
38145C752	10349	06DSRF15	Goldman Sachs IIa Fed Port	Amort	76,506.38	0.002	01/30/2017	100.000	07/31/2015	76,506.38	76,506.38	76,506.38
3134G7JD4	10356	06DSRF15	Federal Home Loan Mtg Corp	Fair	2,499,100.00	0.820	07/28/2017	99.964	07/31/2015	2,498,132.81	2,499,100.00	2,499,100.00
3134G7JE2	10357	06DSRF15	Federal Home Loan Mtg Corp	Fair	2,495,925.00	1.163	01/30/2018	99.837	07/31/2015	2,495,925.00	2,498,127.08	2,495,925.00

Delaware River Joint TBC
Investment Classification
July 31, 2015

Page 3

CUSIP	Investment #	Fund	Issuer	Investment Class	Par Value	YTM	Maturity Date	Market Price	Market Date	Market Value	Book Value	Reported Value
Debt Service Reserve Fund 2015												
3133EEYK0	10355	06DSRF15	Federal Farm Credit Bank	Fair	2,600,000.00	1.212	04/13/2018	99.912	07/31/2015	2,597,712.00	2,596,127.89	2,597,712.00
				Subtotal	7,676,506.38	1.056				7,669,243.38	7,668,894.16	7,669,243.38
Debt Service Reserve Fund 07A												
38145C752	10111	06DSRF7A	Goldman Sachs Ila Fed Port	Amort	3,937.51	0.002		100.000	07/31/2015	3,937.51	3,937.51	3,937.51
3135G0S80	10293	06DSRF7A	Federal National Mig Assn	Fair	2,100,000.00	0.478	12/21/2015	100.045	07/31/2015	2,100,945.00	2,099,157.69	2,100,945.00
				Subtotal	2,103,937.51	0.477				2,104,882.51	2,103,095.20	2,104,882.51
				Total	209,580,089.83	0.494				210,134,204.23	210,014,415.06	210,134,204.23

DELAWARE RIVER JOINT TOLL BRIDGE COMMISSION
Meeting of September 28, 2015
TOLL TRAFFIC AND REVENUE STATISTICS (July, 2015)

Summary: The Commission experienced an increase in total toll revenue for July 2015 in comparison to the July 2014 traffic and revenue statistics. In addition, total toll traffic also reflected an increase for the month of July. July is the eleventh consecutive month that both total toll revenue and total toll traffic have reflected increases over the prior year.

Analysis of July 2015 / July 2014 toll revenue data comparison:

- An overall toll revenue increase of 5.78 percent was recorded at the Commission's seven toll bridges for the month.
- Commercial-vehicle toll revenue reflected a 5.72 percent increase.
- Passenger-vehicle toll revenue generated a 5.93 percent increase.

Analysis of July 2015 / July 2014 traffic data comparison:

- Total toll traffic increased by 214,312 vehicles, or 5.97 percent for the month.
- Commercial-vehicle traffic increased by 28,839 vehicles, or 6.28 percent.
- Passenger-vehicle toll traffic increased by 185,473 vehicles, or 5.93 percent.
- Total recorded westbound traffic at the 11 vehicular toll supported bridges for July 2015 increased by 61,290 vehicles, or 2.21 percent as compared to July 2014. Average daily westbound traffic at the 11 toll supported bridges for July 2015 was 91,626 vehicles as compared for 89,649 vehicles in July 2014.

Traffic analysis for 2015 YTD:

- Average daily toll traffic for the Commission's seven toll bridges for July 2015 was 122,670 vehicles as compared to 115,757 total vehicles in July 2014. Total YTD toll traffic at these bridges is reflecting a 3.830% increase through the first seven months of 2015 as compared to the same period in 2014.
- Recorded westbound traffic on the 11 toll supported bridges is reflecting a 2.30% increase through the first seven months of 2015 as compared to 2014.

DISTRICT REVIEW:

District 1

Total toll traffic at Trenton-Morrisville (TM) reflected a 7.95 percent increase for July 2015 when compared to July 2014 as the result of the increases of 55,226 cars and 3,133 trucks. At New Hope-Lambertville (NHL), a decrease of 834 cars and an increase of 666 trucks combined to generate a 0.10 percent decrease in total toll traffic for July 2015 as compared to July 2014.

District II

The I-78 Toll Bridge recorded an increase of 4.10 percent in total toll traffic for the month of July 2015 compared to July 2014 as the result of increases of 34,108 cars and 11,096 trucks. At the Easton-Phillipsburg (EP) Toll Bridge, combined increases of 36,358 passenger vehicles and 3,427 trucks generated a 9.34 percent increase in total toll traffic for July 2015.

District III

Portland-Columbia (PC) experienced a 9.41 percent increase in total toll traffic during July 2015 as a result of the increases of 6,654 automobiles and 3,808 trucks compared to July 2014. At the Delaware Water Gap (DWG) Toll Bridge, combined increases of 45,936 passenger vehicles and 6,373 trucks generated an increase of 5.78 percent in total toll traffic for July 2015 as compared to July 2014. At Milford-Montague (MM), an increase of 8,025 passenger vehicles combined with an increase of 336 trucks to produce a 6.24 percent increase in total toll traffic for the month of July 2015.

E-ZPass Penetration Rates

The table below provides a comparison of the E-ZPass penetration rates for the Commission's seven (7) toll bridges for the months of July, 2015 and July, 2014, and the year-to-date periods ending July 31, 2015 and July 31, 2014.

		E-ZPass PENETRATION RATES					
		JULY, 2015	JULY, 2014	Change in Monthly Percentage	YTD 2015	YTD 2014	Change in YTD Percentage
All Toll Bridges	Cars	61.63	61.37	0.26	62.76	62.38	0.38
	Trucks	83.81	82.24	1.57	84.00	82.49	1.51
	Total	64.48	64.04	0.44	65.71	65.14	0.57
Trenton - Morrisville	Cars	59.60	60.39	-0.79	60.47	60.39	0.08
	Trucks	90.49	89.26	1.23	89.63	88.81	0.82
	Total	61.73	62.41	-0.68	62.49	62.41	0.08
New Hope - Lambertville	Cars	75.46	74.81	0.65	76.70	75.38	1.32
	Trucks	81.23	80.42	0.81	81.94	80.69	1.25
	Total	75.84	75.16	0.68	77.02	75.70	1.32
I-78	Cars	61.66	61.02	0.64	63.60	63.23	0.37
	Trucks	83.87	82.35	1.52	83.85	82.50	1.35
	Total	66.55	65.69	0.86	68.63	67.94	0.69
Easton - Phillipsburg	Cars	62.36	63.54	-1.18	65.19	64.91	0.28
	Trucks	76.28	79.06	-2.78	81.25	80.43	0.82
	Total	63.23	64.46	-1.23	66.16	65.85	0.31
Portland - Columbia	Cars	57.12	56.47	0.65	57.70	57.98	-0.28
	Trucks	88.13	77.88	10.25	86.98	79.26	7.72
	Total	59.90	57.84	2.06	59.98	59.33	0.65
Delaware Water Gap	Cars	61.07	59.66	1.41	61.05	60.26	0.79
	Trucks	82.53	80.27	2.26	82.61	80.67	1.94
	Total	63.90	62.38	1.52	64.27	63.26	1.01
Milford - Montague	Cars	60.37	59.29	1.08	57.62	57.23	0.39
	Trucks	79.77	76.45	3.32	80.46	77.99	2.47
	Total	60.92	59.77	1.15	58.33	57.83	0.50

DELAWARE RIVER JOINT TOLL BRIDGE COMMISSION

ALL TOLL BRIDGES

COMPARATIVE STATEMENT OF TOLL TRAFFIC AND REVENUE

JULY, 2015

JANUARY 1, 2014			JANUARY 1, 2015			MONTH OF		
JULY 31, 2014			JULY 31, 2015			JULY 2014		
212 DAYS			212 DAYS			31 DAYS		
NUMBER OF VEHICLES	TOTAL REVENUE	NUMBER OF VEHICLES	TOTAL REVENUE	VEHICLE CLASS	NUMBER OF VEHICLES	TOTAL REVENUE	NUMBER OF VEHICLES	TOTAL REVENUE
18,600,278 \$	18,700,955.00 (683,781.80)	19,278,680 \$	19,385,498.00 (844,618.95)	Passenger Discounts *	3,314,512 \$	3,338,777.00 (123,173.75)	3,129,039 \$	3,151,481.00 (115,829.76)
18,600,278 \$	18,017,174.20	19,278,680 \$	18,540,879.05	TOTAL PASSENGER	3,314,512 \$	3,215,603.25	3,129,039 \$	3,035,651.24
488,729	3,158,110.15	512,547	3,304,015.65	2-Axle Trucks	81,912	528,239.40	77,597	500,524.70
213,163	2,523,656.40	222,311	2,632,184.40	3-Axle Trucks	38,046	450,894.00	33,330	394,731.60
211,126	3,288,531.20	249,119	3,305,044.80	4-Axle Trucks	44,866	704,948.80	34,126	533,252.80
1,982,528	38,870,026.00	2,056,257	40,305,216.00	5-Axle Trucks	312,697	6,127,714.00	304,600	5,970,650.00
56,948	1,324,702.60	58,887	1,389,684.00	6-Axle Trucks	9,493	220,303.20	8,922	207,244.80
5,813	162,890.40	6,845	183,944.40	7-Axle Trucks	1,257	34,778.40	856	23,828.40
10	624.00	11	395.10	Permits	2	53.60	3	171.40
2,959,315 \$	49,338,340.75	3,106,777 \$	51,720,484.35	TOTAL TRUCKS	488,273 \$	8,086,931.40	459,434 \$	7,630,401.70
21,559,593 \$	67,355,514.95	22,385,457 \$	70,261,363.40	TOTAL TOLL VEHICLES	3,802,785	11,282,534.65	3,588,473	10,666,052.94
101,696 \$	317,714.69	105,592 \$	331,421.53	DAILY AVERAGE	122,670 \$	363,952.73	115,757 \$	344,066.22

Rate Change	
Traffic (toll)	
Autos	3.83%
Trucks	3.85%
Revenue	4.98%
Autos	4.31%
Trucks	2.91%
	4.83%

Rate Change	
Traffic (toll)	
Autos	5.97%
Trucks	5.93%
Revenue	6.28%
Autos	5.78%
Trucks	5.93%
	5.72%

* Discounts represents rebates for commuter discounts earned when a customer crosses the Commission's bridges 20 times in a 35 day period, as well as discounts for employee's and Commission vehicle's non-revenue crossings.

NOTE: Several snow and ice events during 2014 resulted in decreases in both automobile and truck traffic in all three Districts.

DELAWARE RIVER JOINT TOLL BRIDGE COMMISSION

TRENTON - MORRISVILLE TOLL BRIDGE

COMPARATIVE STATEMENT OF TOLL TRAFFIC AND REVENUE

JULY, 2015

JANUARY 1, 2014 JULY 31, 2014 212 DAYS				JANUARY 1, 2015 JULY 31, 2015 212 DAYS				MONTH OF JULY 2014 31 DAYS				MONTH OF JULY 2015 31 DAYS					
NUMBER OF VEHICLES		TOTAL REVENUE		NUMBER OF VEHICLES		TOTAL REVENUE		VEHICLE CLASS		NUMBER OF VEHICLES		TOTAL REVENUE		NUMBER OF VEHICLES		TOTAL REVENUE	
4,314,998	\$	4,325,495.00		4,585,352	\$	4,597,013.00		Passenger		737,526	\$	739,905.00		682,300	\$	684,394.00	
		(134,655.88)				(177,142.70)		Discounts *				(26,810.97)				(23,397.83)	
4,314,998	\$	4,190,839.12		4,585,352	\$	4,419,870.30		TOTAL PASSENGER		737,526	\$	712,984.03		682,300	\$	680,996.17	
128,398		828,644.05		132,224		853,422.05		2-Axle Trucks		20,671		133,441.75		19,752		127,497.50	
47,553		566,271.60		47,214		563,490.00		3-Axle Trucks		8,470		101,164.80		6,987		83,248.80	
46,561		732,892.80		48,864		771,904.00		4-Axle Trucks		8,739		138,411.20		6,991		109,964.80	
106,181		2,083,262.00		112,726		2,211,462.00		5-Axle Trucks		16,448		322,470.00		17,454		342,576.00	
1,027		24,177.60		759		17,892.00		6-Axle Trucks		120		2,836.80		129		3,052.80	
58		1,950.00		60		1,703.60		7-Axle Trucks		16		468.00		8		232.00	
				-		-		Permits									
329,778	\$	4,237,218.05		341,847	\$	4,419,873.65		TOTAL TRUCKS		54,484	\$	698,792.55		51,331	\$	666,571.90	
4,644,776	\$	8,428,057.17		4,927,199	\$	8,839,743.95		TOTAL TOLL VEHICLES		791,990	\$	1,411,766.58		733,631	\$	1,327,568.07	
21,909	\$	39,754.99		23,242	\$	41,696.91		DAILY AVERAGE		25,548	\$	45,541.50		23,666	\$	42,824.78	
Rate Change				Rate Change				Rate Change				Rate Change					
Traffic (toll)				Traffic (toll)				Traffic (toll)				Traffic (toll)					
Autos				Autos				Autos				Autos					
Trucks				Trucks				Trucks				Trucks					
Revenue				Revenue				Revenue				Revenue					
Autos				Autos				Autos				Autos					
Trucks				Trucks				Trucks				Trucks					

Rate Change	
Traffic (toll)	6.08%
Autos	6.27%
Trucks	3.66%
Revenue	4.88%
Autos	5.47%
Trucks	4.31%

Rate Change	
Traffic (toll)	7.95%
Autos	8.09%
Trucks	6.10%
Revenue	6.34%
Autos	7.87%
Trucks	4.83%

* Discounts represents rebates for commuter discounts earned when a customer crosses the Commission's bridges 20 times in a 35 day period as well as discounts for employee's and Commission vehicle's non-revenue crossings.

DELAWARE RIVER JOINT TOLL BRIDGE COMMISSION

NEW HOPE - LAMBERTVILLE TOLL BRIDGE

COMPARATIVE STATEMENT OF TOLL TRAFFIC AND REVENUE

JULY, 2015

JANUARY 1, 2014 JULY 31, 2014 212 DAYS			JANUARY 1, 2015 JULY 31, 2015 212 DAYS			MONTH OF JULY 2015 31 DAYS			MONTH OF JULY 2014 31 DAYS		
NUMBER OF VEHICLES	TOTAL REVENUE	NUMBER OF VEHICLES	TOTAL REVENUE	VEHICLE CLASS	NUMBER OF VEHICLES	TOTAL REVENUE	NUMBER OF VEHICLES	TOTAL REVENUE	NUMBER OF VEHICLES	TOTAL REVENUE	
1,035,321	\$ 1,041,359.00 (45,510.67)	1,025,443	\$ 1,032,192.00 (64,147.71)	Passenger Discounts *	164,928	\$ 165,135.00 (9,392.16)	165,762	\$ 167,096.00 (7,405.23)			
1,035,321	\$ 995,848.33	1,025,443	\$ 968,044.29	TOTAL PASSENGER	164,928	\$ 156,742.84	165,762	\$ 159,690.77			
34,164	220,883.00	33,350	215,211.75	2-Axle Trucks	5,389	34,786.70	5,322	34,420.10			
9,840	117,224.40	10,154	121,042.80	3-Axle Trucks	1,917	22,873.20	1,723	20,542.80			
4,706	73,182.40	5,019	77,828.80	4-Axle Trucks	1,128	17,675.20	762	11,854.40			
17,610	345,482.00	16,775	369,318.00	5-Axle Trucks	2,912	57,242.00	2,897	57,006.00			
332	7,872.00	369	8,642.40	6-Axle Trucks	81	1,886.00	59	1,406.40			
24	682.40	42	1,193.20	7-Axle Trucks	4	116.00	2	56.00			
		1		Permits							
66,676	\$ 765,326.20	67,710	\$ 793,236.95	TOTAL TRUCKS	11,431	\$ 134,589.10	10,765	\$ 125,285.70			
1,101,997	\$ 1,761,174.53	1,094,153	\$ 1,761,281.24	TOTAL TOLL VEHICLES	176,359	\$ 291,331.94	176,527	\$ 284,976.47			
5,198	\$ 8,307.43	5,161	\$ 8,307.93	DAILY	5,689	\$ 9,397.80	5,694	\$ 9,192.79			

Rate Change	
Traffic (toll)	-0.71%
Autos	-0.86%
Trucks	1.55%
Revenue	0.01%
Autos	-2.79%
Trucks	3.65%

Rate Change	
Traffic (toll)	-0.10%
Autos	-0.50%
Trucks	6.19%
Revenue	2.23%
Autos	-1.85%
Trucks	7.43%

* Discounts represents rebates for commuter discounts earned when a customer crosses the Commission's bridges 20 times in a 35 day period as well as discounts for employee's and Commission vehicle's non-revenue crossings.

DELAWARE RIVER JOINT TOLL BRIDGE COMMISSION

I78 TOLL BRIDGE

COMPARATIVE STATEMENT OF TOLL TRAFFIC AND REVENUE

JULY, 2015

JANUARY 1, 2014 JULY 31, 2014 212 DAYS			JANUARY 1, 2015 JULY 31, 2015 212 DAYS			MONTH OF JULY 2015 31 DAYS			MONTH OF JULY 2014 31 DAYS		
NUMBER OF VEHICLES	TOTAL REVENUE	NUMBER OF VEHICLES	TOTAL REVENUE	VEHICLE CLASS	NUMBER OF VEHICLES	TOTAL REVENUE	NUMBER OF VEHICLES	TOTAL REVENUE	NUMBER OF VEHICLES	TOTAL REVENUE	
4,831,535	\$ 4,867,705.50 (196,482.36)	4,952,317	\$ 4,990,054.00 (219,081.53)	Passenger	895,350	\$ 903,548.00 (31,607.69)	861,242	\$ 888,996.00 (33,952.30)			
4,831,535	\$ 4,671,223.14	4,952,317	\$ 4,770,972.47	Discounts *	895,350	\$ 871,940.31	861,242	\$ 835,043.70			
145,154	934,780.60	153,511	988,026.65	TOTAL PASSENGER	24,823	159,814.20	23,536	151,602.75			
78,634	927,393.60	84,483	996,270.00	2-Axle Trucks	13,374	157,737.60	12,186	143,775.60			
95,861	1,491,036.80	113,545	1,770,308.80	3-Axle Trucks	18,512	288,803.20	16,101	250,342.40			
1,189,341	23,498,424.00	1,241,168	24,319,158.00	4-Axle Trucks	188,108	3,684,866.00	182,999	3,584,442.00			
37,956	882,085.00	40,986	950,340.00	5-Axle Trucks	6,690	155,133.60	5,991	138,955.20			
4,504	124,467.60	5,365	147,228.40	6-Axle Trucks	1,063	29,172.00	662	18,298.40			
-	-	3	94.00	Permits	1	-	-	-			
1,561,550	\$ 27,858,187.60	1,639,061	\$ 29,171,423.85	TOTAL TRUCKS	252,571	\$ 4,475,556.60	241,475	\$ 4,287,416.35			
6,393,085	\$ 32,529,410.74	6,591,378	\$ 33,942,396.32	TOTAL TOLL VEHICLES	1,147,921	\$ 5,347,496.91	1,102,717	\$ 5,122,460.05			
30,155	\$ 153,440.62	31,091	\$ 160,105.64	DAILY AVERAGE	37,030	\$ 172,498.90	35,572	\$ 165,240.65			
Rate Change							Rate Change				
Traffic (toll)	3.10%						Traffic (toll)				
Autos	2.50%						Autos	4.10%			
Trucks	4.96%						Trucks	3.96%			
Revenue	4.34%						Revenue	4.60%			
Autos	2.14%						Autos	4.39%			
Trucks	4.71%						Trucks	4.42%			

Rate Change Traffic (toll)	
Autos	3.10%
Trucks	2.50%
Revenue	4.96%
Autos	4.34%
Trucks	2.14%
	4.71%

Rate Change Traffic (toll)	
Autos	4.10%
Trucks	3.96%
Revenue	4.60%
Autos	4.39%
Trucks	4.42%
	4.39%

* Discounts represents rebates for commuter discounts earned when a customer crosses the Commission's bridges 20 times in a 35 day period as well as discounts for employee's and Commission vehicle's non-revenue crossings.

NOTE: Construction and lane closures at the Easton-Phillipsburg Toll Bridge are causing traffic diversion to the I78 Toll Bridge.

DELAWARE RIVER JOINT TOLL BRIDGE COMMISSION

EASTON - PHILLIPSBURG TOLL BRIDGE

COMPARATIVE STATEMENT OF TOLL TRAFFIC AND REVENUE

JULY, 2015

JANUARY 1, 2014			JANUARY 1, 2015			MONTH OF			MONTH OF		
JULY 31, 2014			JULY 31, 2015			JULY 2015			JULY 2014		
212 DAYS			212 DAYS			31 DAYS			31 DAYS		
NUMBER OF VEHICLES	TOTAL REVENUE	NUMBER OF VEHICLES	TOTAL REVENUE	VEHICLE CLASS	NUMBER OF VEHICLES	TOTAL REVENUE	NUMBER OF VEHICLES	TOTAL REVENUE	NUMBER OF VEHICLES	TOTAL REVENUE	
2,670,411	\$ 2,681,412.00	2,797,908	\$ 2,810,910.00	Passenger	436,850	\$ 438,683.00	400,492	\$ 402,862.00			
	(97,161.03)		(124,859.95)	Discounts *		(18,219.66)		(15,635.26)			
2,670,411	\$ 2,584,250.97	2,797,908	\$ 2,686,051.05	TOTAL PASSENGER	436,850	\$ 421,663.34	400,492	\$ 387,226.74			
72,223	465,977.85	74,282	479,401.65	2-Axle Trucks	11,415	73,721.70	10,851	68,730.35			
18,947	224,694.00	20,746	245,935.20	3-Axle Trucks	3,807	42,841.20	2,869	34,032.00			
17,825	283,137.20	19,283	306,315.20	4-Axle Trucks	3,405	54,144.00	2,515	39,931.20			
63,624	1,251,848.00	65,470	1,285,848.00	5-Axle Trucks	10,320	202,624.00	9,265	182,356.00			
593	16,442.40	603	14,239.20	6-Axle Trucks	94	2,232.00	111	2,542.40			
17	550.40	26	815.60	7-Axle Trucks	2	53.20	4	109.20			
		1		Permits							
173,329	\$ 2,242,699.85	180,411	\$ 2,332,554.85	TOTAL TRUCKS	28,843	\$ 375,616.10	25,415	\$ 327,801.15			
2,843,740	\$ 4,826,950.82	2,978,319	\$ 5,018,605.90	TOTAL TOLL VEHICLES	465,693	\$ 797,279.44	425,908	\$ 715,027.89			
13,414	\$ 22,766.64	14,049	\$ 23,672.67	DAILY AVERAGE	15,022	\$ 25,718.69	13,739	\$ 23,055.42			

Rate Change	
Traffic (toll)	4.73%
Autos	4.77%
Trucks	4.09%
Revenue	3.97%
Autos	3.94%
Trucks	4.01%

Rate Change	
Traffic (toll)	9.34%
Autos	9.08%
Trucks	13.48%
Revenue	11.50%
Autos	8.69%
Trucks	14.59%

* Discounts represents rebates for commuter discounts earned when a customer crosses the Commission's bridges 20 times in a 35 day period as well as discounts for employee's and Commission vehicle's non-revenue crossings.

Note: Construction and lane closures are causing traffic diversion to the 178 Toll Bridge.

DELAWARE RIVER JOINT TOLL BRIDGE COMMISSION

PORTLAND - COLUMBIA TOLL BRIDGE

COMPARATIVE STATEMENT OF TOLL TRAFFIC AND REVENUE

JULY, 2015

JANUARY 1, 2014 JULY 31, 2014 212 DAYS		JANUARY 1, 2015 JULY 31, 2015 212 DAYS		JULY, 2015		MONTH OF JULY 2015 31 DAYS		MONTH OF JULY 2014 31 DAYS	
NUMBER OF VEHICLES	TOTAL REVENUE	NUMBER OF VEHICLES	TOTAL REVENUE	VEHICLE CLASS	NUMBER OF VEHICLES	TOTAL REVENUE	NUMBER OF VEHICLES	TOTAL REVENUE	TOTAL REVENUE
635,146 \$	640,225.00 (29,880.51)	648,455 \$	652,201.00 (35,302.23)	Passenger	110,725	\$ 112,124.00	104,071	\$ 105,200.00	
635,146 \$	610,345.49	648,455 \$	616,898.77	Discounts *		(4,444.13)		(4,132.22)	
				TOTAL PASSENGER	110,725	\$ 107,679.87	104,071	\$ 101,067.78	
14,776	95,651.40	17,213	111,307.95	2-Axle Trucks	2,625	17,003.35	2,210	14,314.30	
7,026	83,823.60	7,831	93,418.80	3-Axle Trucks	1,890	22,562.40	1,307	15,614.40	
4,746	75,672.00	10,604	169,329.60	4-Axle Trucks	3,181	50,856.00	796	12,739.20	
16,435	325,394.00	18,565	367,708.00	5-Axle Trucks	3,151	62,394.00	2,763	54,472.00	
119	2,832.00	211	5,016.00	6-Axle Trucks	38	900.00	20	475.20	
-		36	995.80	7-Axle Trucks	11	304.80	-	-	
				Permits					
43,102 \$	583,373.00	54,460 \$	747,775.95	TOTAL TRUCKS	10,896	\$ 154,020.55	7,088	\$ 97,615.10	
678,248 \$	1,193,718.49	700,915 \$	1,364,674.72	TOTAL TOLL VEHICLES	121,621	\$ 261,700.42	111,159	\$ 198,682.88	
3,199 \$	5,630.75	3,306 \$	6,437.14	DAILY AVERAGE	3,923	\$ 8,441.95	3,586	\$ 6,409.13	

Rate Change
Traffic (toll)
Autos
Trucks
Revenue
Autos
Trucks

Rate Change
Traffic (toll)
Autos
Trucks
Revenue
Autos
Trucks

3.34%
1.78%
26.35%
14.32%
1.07%
28.16%

9.41%
6.39%
53.72%
31.72%
6.54%
57.76%

* Discounts represents rebates for commuter discounts earned when a customer crosses the Commission's bridges 20 times in a 35 day period as well as discounts for employee's and Commission vehicle's non-revenue crossings.

DELAWARE RIVER JOINT TOLL BRIDGE COMMISSION

DELAWARE WATER GAP TOLL BRIDGE

COMPARATIVE STATEMENT OF TOLL TRAFFIC AND REVENUE

JULY, 2015

JANUARY 1, 2014 JULY 31, 2014 212 DAYS			JANUARY 1, 2015 JULY 31, 2015 212 DAYS			MONTH OF JULY 2015 31 DAYS			MONTH OF JULY 2014 31 DAYS		
NUMBER OF VEHICLES	TOTAL REVENUE		NUMBER OF VEHICLES	TOTAL REVENUE	VEHICLE CLASS	NUMBER OF VEHICLES	TOTAL REVENUE		NUMBER OF VEHICLES	TOTAL REVENUE	
4,425,278	\$ 4,451,532.50		4,559,605	\$ 4,586,351.00	Passenger	830,867	\$ 837,430.00		784,931	\$ 791,341.00	
	(150,455.48)		-	(188,562.36)	Discounts *	-	(27,617.01)			(27,055.74)	
4,425,278	\$ 4,301,177.02		4,559,605	\$ 4,397,788.64	TOTAL PASSENGER	830,867	\$ 809,812.99		784,931	\$ 764,285.26	
81,307	523,709.55		86,735	558,550.20	2-Axle Trucks	14,328	92,303.90		13,719	88,405.85	
49,322	582,262.80		49,891	568,217.20	3-Axle Trucks	6,328	96,224.80		7,610	92,184.00	
40,396	827,731.20		50,854	794,225.60	4-Axle Trucks	9,691	151,708.80		6,766	105,344.00	
575,290	11,285,458.00		595,118	11,863,990.00	5-Axle Trucks	90,992	1,782,952.00		88,511	1,735,766.00	
16,789	390,537.60		16,853	391,036.80	6-Axle Trucks	2,465	57,187.20		2,603	60,501.60	
1,207	34,948.00		1,106	31,728.00	7-Axle Trucks	160	4,536.40		180	5,130.80	
10	624.00		8	301.10	Permits	1	53.60		3	171.40	
764,321	\$ 13,445,271.15		800,563	\$ 14,028,048.90	TOTAL TRUCKS	125,965	\$ 2,187,066.70		119,592	\$ 2,087,503.65	
5,189,599	\$ 17,746,446.17		5,360,168	\$ 18,425,837.54	TOTAL TOLL VEHICLES	956,832	\$ 2,995,879.69		904,523	\$ 2,851,788.91	
24,479	\$ 83,709.86		25,284	\$ 86,914.33	DAILY AVERAGE	30,866	\$ 96,673.54		29,178	\$ 91,993.19	

Rate Change	
Traffic (toll)	
Autos	3.29%
Trucks	3.04%
Revenue	4.74%
Autos	3.83%
Trucks	2.25%
	4.33%

Rate Change	
Traffic (toll)	
Autos	5.78%
Trucks	5.85%
Revenue	5.33%
Autos	5.09%
Trucks	5.96%
	4.77%

* Discounts represents rebates for commuter discounts earned when a customer crosses the Commission's bridges 20 times in a 35 day period as well as discounts for employee's and Commission vehicle's non-revenue crossings.

DELAWARE RIVER JOINT TOLL BRIDGE COMMISSION

MILFORD - MONTAGUE TOLL BRIDGE

COMPARATIVE STATEMENT OF TOLL TRAFFIC AND REVENUE

JULY, 2015

JANUARY 1, 2014 JULY 31, 2014 212 DAYS			JANUARY 1, 2015 JULY 31, 2015 212 DAYS			MONTH OF JULY 2015 31 DAYS			MONTH OF JULY 2014 31 DAYS		
NUMBER OF VEHICLES	TOTAL REVENUE	NUMBER OF VEHICLES	TOTAL REVENUE	VEHICLE CLASS	NUMBER OF VEHICLES	TOTAL REVENUE	NUMBER OF VEHICLES	TOTAL REVENUE	NUMBER OF VEHICLES	TOTAL REVENUE	NUMBER OF VEHICLES
687,589	\$ 693,126.00 (29,635.87)	710,600	\$ 716,777.00 (35,523.47)	Passenger	138,266	\$ 139,852.00 (5,082.13)	130,241	\$ 131,592.00 (4,251.18)			
687,589	\$ 683,490.13	710,600	\$ 681,253.53	Discounts *	138,266	\$ 134,769.87	130,241	\$ 127,340.82			
13,707	88,463.70	15,232	98,095.40	TOTAL PASSENGER							
1,841	21,986.40	1,592	23,810.40	2-Axle Trucks	2,661	17,167.80	2,407	15,553.85			
931	14,828.80	950	15,132.80	3-Axle Trucks	460	5,490.00	448	5,334.00			
4,045	80,138.00	4,435	87,734.00	4-Axle Trucks	210	3,350.40	193	3,076.80			
32	756.00	196	2,517.60	5-Axle Trucks	766	15,136.00	710	14,032.00			
3	92.00	10	280.00	6-Axle Trucks	5	117.60	9	211.20			
				7-Axle Trucks	1	28.00					
				Permits							
20,559	\$ 206,264.90	22,725	\$ 227,570.20	TOTAL TRUCKS	4,103	\$ 41,289.80	3,767	\$ 38,207.65			
708,148	\$ 869,755.03	733,325	\$ 908,823.73	TOTAL TOLL VEHICLES	142,369	\$ 176,059.67	134,008	\$ 165,548.67			
3,340	\$ 4,102.62	3,459	\$ 4,286.90	DAILY AVERAGE	4,593	\$ 5,679.34	4,323	\$ 5,340.28			

Rate Change
Traffic (toll)
Autos 3.56%
Trucks 3.35%
Revenue 10.54%
Autos 4.45%
Trucks 2.68%
10.33%

Rate Change
Traffic (toll)
Autos 6.24%
Trucks 6.16%
Revenue 8.92%
Autos 6.35%
Trucks 5.83%
8.07%

* Discounts represents rebates for commuter discounts earned when a customer crosses the Commission's bridges 20 times in a 35 day period as well as discounts for employee's and Commission vehicle's non-revenue crossings.

Delaware River Joint Toll Bridge Commission
Toll Supported Bridge - Westbound Traffic Counts
 July 2015

Bridge	Westbound Volume					
	July 2015	July 2014	% Change	YTD 2015	YTD 2014	% Change
Lower Trenton ¹	432,948	413,753	4.64%	2,642,587	2,524,671	4.67%
Calhoun Street	291,551	276,211	5.55%	1,878,062	1,796,829	4.52%
Scudder Falls	995,097	989,438	0.57%	6,640,565	6,438,948	3.13%
Washington Crossing ²	150,487	139,733	7.70%	876,771	926,775	-5.40%
New Hope-Lambertville	208,932	216,491	-3.49%	1,342,410	1,364,032	-1.59%
Centre Bridge-Stockton	74,841	76,004	-1.53%	436,862	448,980	-2.70%
Uhlerstown-Frenchtown	73,117	72,927	0.26%	415,112	417,485	-0.57%
Upper Black Eddy-Milford ³	62,957	60,690	3.74%	382,243	376,159	1.62%
Riegelsville	67,905	61,857	9.78%	424,410	401,546	5.69%
Northampton Street	403,326	392,696	2.71%	2,651,706	2,582,130	2.69%
Riverton-Belvidere	79,261	79,332	-0.09%	486,073	490,809	-0.96%
Total	2,840,422	2,779,132	2.21%	18,176,802	17,768,365	2.30%

NOTES:

1. Counter down 7-1-15 to 7-31-15 due to paving contract TS-639B. 2013 data interpolated and increased by 8.0%.
2. Counter down 7-1-5 to 7-31-15. 2104 data interpolated and increased by 8.0%.
3. Westbound count down 7-1-15 to 7-8-15. Data interpolated.

Delaware River Joint Toll Bridge Commission
Toll Supported Bridge - Two Way Traffic Counts
July 2015

Bridge	Total Volume					
	July 2015	July 2014	% Change	YTD 2015	YTD 2014	% Change
Lower Trenton ¹	566,888	541,442	4.70%	3,479,665	3,323,806	4.69%
Calhoun Street	576,937	544,547	5.95%	3,722,468	3,549,103	4.88%
Scudder Falls	1,872,875	1,853,754	1.03%	12,513,117	12,136,137	3.11%
Washington Crossing ²	259,250	240,911	7.61%	1,502,949	1,574,225	-4.53%
New Hope-Lambertville	454,303	460,861	-1.42%	2,867,807	2,912,414	-1.53%
Centre Bridge-Stockton	162,239	163,677	-0.88%	951,886	975,212	-2.39%
Uhlerstown-Frenchtown	144,710	142,904	1.26%	821,811	823,521	-0.21%
Upper Black Eddy - Milford ³	129,286	125,490	3.02%	767,926	767,364	0.07%
Riegelsville	112,381	103,402	8.68%	704,087	671,308	4.88%
Northampton Street	642,430	665,455	-3.46%	4,242,997	4,294,802	-1.21%
Riverton-Belvidere	147,850	148,427	-0.39%	906,911	917,294	-1.13%
Total	5,069,149	4,990,870	1.57%	32,481,625	31,945,184	1.68%

NOTES:

1. Counter down 7-1-15 to 7-31-15 due to paving contract TS-639B. 2013 data interpolated and increased by 8.0%.
2. Counter down 7-1-15 to 7-31-15. 2104 data interpolated and increased by 8.0%.
3. Westbound count down 7-1-15 to 7-8-15. Data interpolated.

Delaware River Joint Toll Bridge Commission
Toll Bridge - Two Way Traffic Counts
 July 2015

Bridge	Total Volume (all classes)					
	July 2015	July 2014	% Change	YTD 2015	YTD 2014	% Change
Trenton - Morrisville	1,862,218	1,811,198	2.82%	11,709,636	11,554,383	1.34%
New Hope - Lambertville ¹	409,051	392,468	4.23%	2,494,989	2,460,768	1.39%
Interstate 78	2,353,335	2,295,828	2.50%	13,631,035	13,268,870	2.73%
Easton - Phillipsburg	1,079,819	966,961	11.67%	6,902,212	6,517,172	5.91%
Portland - Columbia ²	254,481	237,116	7.32%	1,599,443	1,445,621	10.64%
Delaware Water Gap	1,895,515	1,797,703	5.44%	10,689,879	10,374,237	3.04%
Milford - Montague	251,255	237,143	5.95%	1,323,071	1,275,990	3.69%
Total	8,105,674	7,738,417	4.75%	48,350,265	46,897,040	3.10%

NOTES:

1. Counter down 7-1-15 to 7-31-15. 2014 data interpolated and increased by 8.0%.
2. Counter down 7-1-15 to 7-31-15 due to contract T-566A. 2014 data interpolated and increased by 5.8%.

DELAWARE RIVER JOINT TOLL BRIDGE COMMISSION

Meeting of September 28, 2015

STATISTICAL SUMMARY OF EXPENDITURES

This includes reports entitled “**Budget vs Actual**” covering the month of July 2015 and the seven month year-to-date (“YTD”) operations of fiscal year 2015 relative to Toll Bridges, Toll Supported Bridges and Administration departments.

Total expense plus encumbrance totaled \$4,624,638 for the month of July. For the 2015 fiscal period, total expense plus encumbrances amounted to \$31,324,422 or 96.6% of the YTD operating budget.

Most of the expense line categories are within their normal line item budget. Overtime Wages exceed the budget by \$80,178 or 37.0% primarily due to the high level of adverse weather activity for the first three months of 2015. It is anticipated that cost will come in line with the budget during the operating year.

Regular Employee Healthcare is currently \$300,584 or 5.7% ahead of budget due to higher than anticipated expense for 2015.

EZPass Maintenance Expense exceeds YTD budget by \$47,881 or 7.0% as the cost of maintaining the current in-lane system is higher than originally anticipated. EZPass operating expense exceeds the YTD budget by \$195,383 or 7.4% as a result of unanticipated increases in CSC rates. It is anticipated that these two line items will exceed their full year operating budget.

There were no unusual expenses during the month of July.

Delaware River Joint Toll Bridge Commission
Budget vs Actual
For the Seven Months Ending July 31, 2015

TOTAL COMMISSION

	Budget 2015	Expended For The Month	Expended Year To Date	Encumbered	Budget Remaining Balance
Regular Employee Salaries	\$18,249,099	\$1,385,600	\$10,432,794	\$0	\$7,816,305
Part-Time Employee Wages	409,500	36,876	240,150	0	169,350
Summer Employee Wages	114,695	32,690	41,371	0	73,324
Overtime Wages	351,837	18,728	293,766	0	58,071
Pension Contributions	4,095,926	326,826	2,107,740	0	1,988,186
FICA Contributions	1,526,990	117,420	881,161	0	645,828
Regular Employee Healthcare Benefits	9,046,897	994,213	5,586,706	0	3,460,191
Life Insurance Benefits	152,697	13,081	91,833	0	60,864
Unemployment Compensation Benefits	45,000	26,427	36,625	0	8,375
Utility Expense	904,041	60,634	448,031	0	456,010
Office Expense	274,626	21,876	108,704	33,560	132,362
Telecommunication Expense	663,823	39,820	295,456	14,912	353,457
Information Technology Expense	470,700	44,906	230,668	2,288	237,744
Professional Development/Meetings/Memberships	206,480	5,094	81,198	0	125,282
Vehicle Maintenance Expense and Fuel	414,582	27,144	191,541	17,794	205,247
Operations Maintenance Expense	1,002,441	12,447	649,570	121,517	231,354
ESS Operating Maintenance Expense	1,500,000	45,319	601,200	3,992	894,808
Commission Expense	22,500	1,597	8,408	1,153	12,939
Toll Collection Expense	61,419	3,128	29,976	16,334	15,108
Uniform Expense	91,900	26,823	46,951	41,340	3,609
Business Insurance	2,950,846	224,493	1,581,248	0	1,369,597
Licenses & Inspections Expense	6,950	761	5,105	0	1,845
Advertising	60,500	206	1,055	0	59,445
Professional Services	1,119,699	163,938	544,618	6,644	568,437
State Police Bridge Security	5,213,396	439,050	2,951,337	0	2,262,059
EZPass Equipment/Maintenance	1,180,293	94,680	675,544	60,841	443,908
General Contingency	300,000	0	0	0	300,000
EZPass Operating Expense	4,533,979	484,034	2,841,291	0	1,692,688
Total	\$54,970,818	\$4,647,812	\$31,004,048	\$320,374	\$23,646,395

Delaware River Joint Toll Bridge Commission
Budget vs Actual
For the Seven Months Ending July 31, 2015

ADMINISTRATION*

	Budget 2015	Expended For The Month	Expended Year To Date	Encumbered	Budget Remaining Balance
Regular Employee Salaries	\$3,462,599	\$261,868	\$2,036,161	\$0	\$1,426,439
Summer Employee Wages	8,196	2,764	4,608	0	3,588
Overtime Wages	4,200	335	2,567	0	1,633
Pension Contributions	732,593	52,259	337,028	0	395,566
FICA Contributions	265,837	20,226	156,142	0	109,695
Regular Employee Healthcare Benefits	1,115,508	120,782	697,073	0	418,435
Life Insurance Benefits	28,172	2,369	16,973	0	11,198
Unemployment Compensation Benefits	45,000	26,427	36,625	0	8,375
Office Expense	223,400	21,105	95,764	29,666	97,970
Telecommunication Expense	191,696	16,349	99,710	0	91,986
Information Technology Expense	442,000	44,906	230,668	2,288	209,044
Professional Development/Meetings/Memberships	138,360	1,857	57,585	0	80,775
Vehicle Maintenance Expense and Fuel	2,824	0	72	0	2,752
Commission Expense	22,500	1,597	8,408	1,153	12,939
Business Insurance	284,394	16,422	95,948	0	188,446
Advertising	60,500	206	1,055	0	59,445
Professional Services	859,699	131,679	452,018	0	407,681
General Contingency	300,000	0	0	0	300,000
TOTAL	\$8,187,478	\$721,153	\$4,328,404	\$33,107	\$3,825,968

* Includes Executive, Human Resources, Accounting, EZPass, Purchasing, Information Technology, Community Affairs and Contract/Compliance.

Delaware River Joint Toll Bridge Commission
Budget vs Actual
For the Seven Months Ending July 31, 2015

ADMINISTRATION - OPERATIONS*

	Budget 2015	Expended For The Month	Expended Year To Date	Encumbered	Budget Remaining Balance
Regular Employee Salaries	\$1,295,624	\$93,398	\$642,651	\$0	\$652,974
Overtime Wages	15,000	236	6,430	0	8,570
Pension Contributions	462,732	31,833	205,294	0	257,438
FICA Contributions	165,556	12,771	94,354	0	71,202
Regular Employee Healthcare Benefits	683,755	78,317	420,859	0	262,896
Life Insurance Benefits	17,396	1,327	9,280	0	8,116
Office Expense	17,650	126	2,021	2,217	13,412
Telecommunication Expense	90,156	4,010	31,986	0	58,170
Professional Development/Meetings/Memberships	47,050	1,914	13,398	0	33,652
Vehicle Maintenance Expense and Fuel	1,000	0	265	0	735
ESS Operating Maintenance Expense	1,500,000	45,319	601,200	3,992	894,808
Uniform Expense	3,000	75	1,754	150	1,096
Business Insurance	59,433	3,899	27,672	0	31,761
Professional Services	260,000	32,259	92,600	6,644	160,755
TOTAL	\$4,618,352	\$305,484	\$2,149,763	\$13,003	\$2,455,586

* Includes Engineering, Security, Safety & Training, Plant & Facility, and Electronic Security & Surveillance.

Delaware River Joint Toll Bridge Commission
Budget vs Actual
For the Seven Months Ending July 31, 2015

TRENTON - MORRISVILLE TOLL BRIDGE

	Budget 2015	Expended For The Month	Expended Year To Date	Encumbered	Budget Remaining Balance
Regular Employee Salaries	\$1,525,857	\$116,428	\$897,063	\$0	\$628,794
Part-Time Employee Wages	81,000	8,453	41,962	0	39,038
Summer Employee Wages	26,993	12,489	15,266	0	11,727
Overtime Wages	32,000	3,939	28,130	0	3,870
Pension Contributions	329,487	28,793	185,692	0	143,795
FICA Contributions	127,438	10,695	77,295	0	50,142
Regular Employee Healthcare Benefits	835,700	91,419	538,698	0	297,003
Life Insurance Benefits	12,250	1,252	8,584	0	3,666
Utility Expense	154,950	17,100	89,345	0	65,605
Office Expense	6,125	193	2,202	916	3,007
Telecommunication Expense	63,098	3,239	27,974	7,311	27,813
Information Technology Expense	7,400	0	0	0	7,400
Professional Development/Meetings/Memberships	1,500	0	357	0	1,143
Vehicle Maintenance Expense and Fuel	74,080	5,447	50,352	0	23,728
Operations Maintenance Expense	150,080	(17,884)	75,665	23,053	51,361
Toll Collection Expense	9,800	588	7,634	2,696	(530)
Uniform Expense	20,900	4,710	10,668	8,465	1,767
Business Insurance	376,679	29,229	210,424	0	166,255
Licenses & Inspections Expense	480	349	479	0	1
State Police Bridge Security	761,677	64,034	430,968	0	330,709
EZPass Equipment/Maintenance	184,421	9,389	100,719	9,509	74,193
EZPass Operating Expense	928,106	99,081	581,607	0	346,499
TOTAL	\$5,710,020	\$488,944	\$3,381,085	\$51,950	\$2,276,985

Delaware River Joint Toll Bridge Commission
Budget vs Actual
For the Seven Months Ending July 31, 2015

NEW HOPE - LAMBERTVILLE TOLL BRIDGE

	Budget 2015	Expended For The Month	Expended Year To Date	Encumbered	Budget Remaining Balance
Regular Employee Salaries	\$973,173	\$91,120	\$560,016	\$0	\$413,157
Part-Time Employee Wages	12,000	0	416	0	11,584
Summer Employee Wages	3,296	0	0	0	3,296
Overtime Wages	29,800	1,359	21,292	0	8,508
Pension Contributions	212,129	17,943	115,715	0	96,414
FICA Contributions	77,898	7,005	46,066	0	31,831
Regular Employee Healthcare Benefits	532,987	58,321	330,531	0	202,456
Life Insurance Benefits	7,836	677	4,801	0	3,035
Utility Expense	151,990	6,567	66,549	0	85,441
Office Expense	2,425	11	581	53	1,791
Telecommunication Expense	48,862	2,730	22,603	0	26,259
Information Technology Expense	7,900	0	0	0	7,900
Professional Development/Meetings/Memberships	2,120	125	250	0	1,870
Vehicle Maintenance Expense and Fuel	66,760	3,304	26,836	2,620	37,304
Operations Maintenance Expense	141,885	9,536	81,314	16,184	44,387
Toll Collection Expense	6,200	545	3,269	1,586	1,345
Uniform Expense	3,000	0	375	2,625	0
Business Insurance	266,510	19,955	146,679	0	119,831
Licenses & Inspections Expense	240	90	375	0	(135)
State Police Bridge Security	164,743	13,850	93,214	0	71,529
EZPass Equipment/Maintenance	147,537	16,094	78,178	7,605	61,754
EZPass Operating Expense	271,132	28,940	169,883	0	101,249
TOTAL	\$3,130,423	\$278,172	\$1,768,943	\$30,673	\$1,330,807

Delaware River Joint Toll Bridge Commission
Budget vs Actual
For the Seven Months Ending July 31, 2015

INTERSTATE - 78 TOLL BRIDGE

	Budget 2015	Expended For The Month	Expended Year To Date	Encumbered	Budget Remaining Balance
Regular Employee Salaries	\$2,231,654	\$166,655	\$1,267,428	\$0	\$964,226
Part-Time Employee Wages	80,000	2,422	22,605	0	57,395
Summer Employee Wages	16,400	4,149	5,762	0	10,638
Overtime Wages	47,900	1,100	45,694	0	2,206
Pension Contributions	482,105	36,768	237,121	0	244,984
FICA Contributions	181,968	13,177	102,698	0	79,269
Regular Employee Healthcare Benefits	1,190,240	131,786	736,998	0	453,242
Life Insurance Benefits	17,666	1,627	11,218	0	6,448
Utility Expense	122,000	10,909	66,927	0	55,073
Office Expense	6,430	52	1,957	163	4,311
Telecommunication Expense	55,500	2,389	22,782	0	32,718
Information Technology Expense	4,000	0	0	0	4,000
Professional Development/Meetings/Memberships	5,200	131	2,875	0	2,325
Vehicle Maintenance Expense and Fuel	74,500	4,700	34,001	0	40,499
Operations Maintenance Expense	194,722	(6,632)	157,297	25,284	12,141
Toll Collection Expense	11,300	428	4,120	2,564	4,617
Uniform Expense	21,000	15,219	16,898	4,575	(472)
Business Insurance	470,600	36,801	261,552	0	209,048
Licenses & Inspections Expense	1,000	0	971	0	29
State Police Bridge Security	886,799	74,553	501,763	0	385,035
EZPass Equipment/Maintenance	221,305	11,699	141,599	11,408	68,299
EZPass Operating Expense	1,415,508	151,087	886,910	0	528,599
TOTAL	\$7,737,796	\$659,019	\$4,529,174	\$43,993	\$3,164,629

Delaware River Joint Toll Bridge Commission
Budget vs Actual
For the Seven Months Ending July 31, 2015

EASTON - PHILLIPSBURG TOLL BRIDGE

	Budget 2015	Expended For The Month	Expended Year To Date	Encumbered	Budget Remaining Balance
Regular Employee Salaries	\$1,590,816	\$129,140	\$941,032	\$0	\$649,784
Part-Time Employee Wages	86,000	10,909	78,097	0	7,903
Summer Employee Wages	24,300	8,017	10,464	0	13,836
Overtime Wages	35,000	1,461	30,499	0	4,501
Pension Contributions	343,860	31,212	201,289	0	142,571
FICA Contributions	132,813	11,328	79,342	0	53,471
Regular Employee Healthcare Benefits	812,918	89,007	502,171	0	310,747
Life Insurance Benefits	12,788	1,128	7,702	0	5,085
Utility Expense	137,000	7,836	62,200	0	74,800
Office Expense	5,200	22	1,511	110	3,579
Telecommunication Expense	71,500	3,187	29,075	7,601	34,823
Information Technology Expense	2,200	0	0	0	2,200
Professional Development/Meetings/Memberships	4,500	0	4,291	0	209
Vehicle Maintenance Expense and Fuel	52,800	3,458	16,329	3,025	33,446
Operations Maintenance Expense	128,354	4,786	81,581	12,777	33,996
Toll Collection Expense	12,500	430	5,685	3,334	3,482
Uniform Expense	6,000	1,236	4,311	1,689	0
Business Insurance	181,735	15,146	104,981	0	76,754
Licenses & Inspections Expense	1,600	0	480	0	1,120
State Police Bridge Security	420,721	35,370	238,050	0	182,671
EZPass Equipment/Maintenance	184,421	14,065	99,259	9,509	75,652
EZPass Operating Expense	594,405	63,497	372,694	0	221,711
TOTAL	\$4,841,430	\$431,237	\$2,871,044	\$38,045	\$1,932,341

Delaware River Joint Toll Bridge Commission
Budget vs Actual
For the Seven Months Ending July 31, 2015

PORTLAND - COLUMBIA TOLL BRIDGE

	Budget 2015	Expended For The Month	Expended Year To Date	Encumbered	Budget Remaining Balance
Regular Employee Salaries	\$740,162	\$54,896	\$430,897	\$0	\$309,265
Part-Time Employee Wages	22,000	2,984	16,419	0	5,581
Summer Employee Wages	13,655	0	0	0	13,655
Overtime Wages	20,945	1,281	25,087	0	(4,142)
Pension Contributions	160,974	13,629	87,893	0	73,081
FICA Contributions	60,952	4,487	34,913	0	26,040
Regular Employee Healthcare Benefits	379,864	42,071	233,795	0	146,069
Life Insurance Benefits	5,955	393	2,790	0	3,165
Utility Expense	68,520	2,587	29,478	0	39,042
Office Expense	3,373	168	1,028	110	2,236
Telecommunication Expense	37,384	1,973	17,985	0	19,399
Information Technology Expense	2,400	0	0	0	2,400
Professional Development/Meetings/Memberships	1,200	0	144	0	1,056
Vehicle Maintenance Expense and Fuel	25,804	2,544	14,488	2,507	8,808
Operations Maintenance Expense	72,095	3,735	57,381	9,708	5,006
Toll Collection Expense	8,036	299	2,388	2,733	2,915
Uniform Expense	5,000	630	2,360	2,635	5
Business Insurance	140,389	11,106	78,527	0	61,862
Licenses & Inspections Expense	600	0	721	0	(121)
State Police Bridge Security	97,491	8,196	55,161	0	42,329
EZPass Equipment/Maintenance	110,652	12,992	57,993	5,707	46,953
EZPass Operating Expense	128,765	13,754	80,730	0	48,035
TOTAL	\$2,106,217	\$177,725	\$1,230,179	\$23,400	\$852,638

Delaware River Joint Toll Bridge Commission
Budget vs Actual
For the Seven Months Ending July 31, 2015

DELAWARE WATER GAP TOLL BRIDGE

	Budget 2015	Expended For The Month	Expended Year To Date	Encumbered	Budget Remaining Balance
Regular Employee Salaries	\$2,223,319	\$162,678	\$1,303,797	\$0	\$919,522
Part-Time Employee Wages	110,000	8,796	57,883	0	52,117
Summer Employee Wages	8,200	1,700	1,700	0	6,500
Overtime Wages	37,230	2,978	45,243	0	(8,013)
Pension Contributions	478,106	43,958	283,491	0	194,615
FICA Contributions	181,974	13,362	108,272	0	73,702
Regular Employee Healthcare Benefits	1,215,565	132,028	749,575	0	465,990
Life Insurance Benefits	17,857	1,639	11,795	0	6,062
Utility Expense	92,400	4,308	38,866	0	53,534
Office Expense	5,649	69	1,921	216	3,512
Telecommunication Expense	46,336	2,353	19,603	0	26,733
Information Technology Expense	2,400	0	0	0	2,400
Professional Development/Meetings/Memberships	2,000	377	1,533	0	467
Vehicle Maintenance Expense and Fuel	66,574	3,057	26,720	7,369	32,485
Operations Maintenance Expense	119,270	8,328	96,591	12,121	10,558
Toll Collection Expense	8,138	612	5,030	2,289	819
Uniform Expense	10,500	825	4,831	4,825	845
Business Insurance	389,107	30,780	218,518	0	170,589
Licenses & Inspections Expense	1,000	75	842	0	158
State Police Bridge Security	692,339	58,967	393,259	0	299,080
EZPass Equipment/Maintenance	221,305	17,285	139,855	11,395	70,055
EZPass Operating Expense	1,062,765	113,445	665,934	0	396,831
TOTAL	\$6,992,034	\$607,618	\$4,175,258	\$38,215	\$2,778,562

Delaware River Joint Toll Bridge Commission
Budget vs Actual
For the Seven Months Ending July 31, 2015

MILFORD - MONTAGUE TOLL BRIDGE

	Budget 2015	Expended For The Month	Expended Year To Date	Encumbered	Budget Remaining Balance
Regular Employee Salaries	\$723,211	\$53,390	\$402,184	\$0	\$321,028
Part-Time Employee Wages	18,500	3,312	22,769	0	(4,269)
Summer Employee Wages	13,655	3,570	3,570	0	10,085
Overtime Wages	24,250	803	21,601	0	2,650
Pension Contributions	158,088	14,380	92,741	0	65,348
FICA Contributions	59,641	4,632	34,053	0	25,588
Regular Employee Healthcare Benefits	379,864	42,068	231,424	0	148,440
Life Insurance Benefits	5,817	457	3,179	0	2,638
Utility Expense	57,050	3,006	39,828	0	17,222
Office Expense	3,373	130	1,426	110	1,838
Telecommunication Expense	30,292	1,592	14,361	0	15,931
Information Technology Expense	2,400	0	0	0	2,400
Professional Development/Meetings/Memberships	1,200	40	115	0	1,085
Vehicle Maintenance Expense and Fuel	32,620	2,034	17,536	2,274	12,811
Operations Maintenance Expense	75,585	2,410	58,952	6,068	10,565
Toll Collection Expense	5,445	227	1,851	1,133	2,461
Uniform Expense	5,000	1,110	2,258	2,420	322
Business Insurance	109,290	8,820	63,387	0	45,903
Licenses & Inspections Expense	500	0	42	0	458
State Police Bridge Security	86,021	7,232	48,672	0	37,349
EZPass Equipment/Maintenance	110,652	13,156	57,942	5,707	47,004
EZPass Operating Expense	133,299	14,231	83,534	0	49,765
TOTAL	\$2,035,755	\$176,598	\$1,201,423	\$17,711	\$816,621

Delaware River Joint Toll Bridge Commission
Budget vs Actual
For the Seven Months Ending July 31, 2015

SOUTHERN DIVISION TOLL SUPPORTED BRIDGES

	Budget 2015	Expended For The Month	Expended Year To Date	Encumbered	Budget Remaining Balance
Regular Employee Salaries	\$1,926,230	\$137,931	\$1,053,142	\$0	\$873,087
Overtime Wages	54,320	3,296	39,255	0	15,065
Pension Contributions	418,886	30,329	195,598	0	223,288
FICA Contributions	151,512	10,686	77,968	0	73,544
Regular Employee Healthcare Benefits	1,064,796	116,830	618,715	0	446,081
Life Insurance Benefits	15,505	1,217	8,422	0	7,084
Utility Expense	65,740	5,425	34,799	0	30,941
Telecommunication Expense	8,100	984	4,105	0	3,995
Professional Development/Meetings/Memberships	2,250	0	0	0	2,250
Vehicle Maintenance Expense and Fuel	14,300	2,600	3,791	0	10,509
Operations Maintenance Expense	80,450	4,989	20,051	12,829	47,570
Uniform Expense	12,200	0	358	11,834	8
Business Insurance	480,383	36,735	264,185	0	216,198
Licenses & Inspections Expense	900	247	752	0	148
State Police Bridge Security	1,610,418	135,387	911,197	0	699,221
TOTAL	\$5,905,992	\$486,656	\$3,232,339	\$24,664	\$2,648,989

Delaware River Joint Toll Bridge Commission
Budget vs Actual
For the Seven Months Ending July 31, 2015

NORTHERN DIVISION TOLL SUPPORTED BRIDGES

	Budget 2015	Expended For The Month	Expended Year To Date	Encumbered	Budget Remaining Balance
Regular Employee Salaries	\$1,556,452	\$118,095	\$898,423	\$0	\$658,029
Overtime Wages	51,192	1,940	27,969	0	23,223
Pension Contributions	316,965	25,721	165,879	0	151,086
FICA Contributions	121,401	9,051	70,057	0	51,344
Regular Employee Healthcare Benefits	835,701	91,583	526,868	0	308,834
Life Insurance Benefits	11,455	995	7,087	0	4,368
Utility Expense	54,391	2,895	20,039	0	34,352
Office Expense	1,000	0	295	0	705
Telecommunication Expense	20,900	1,015	5,273	0	15,627
Professional Development/Meetings/Memberships	1,100	650	650	0	450
Vehicle Maintenance Expense and Fuel	3,320	0	1,151	0	2,169
Operations Maintenance Expense	40,000	3,181	20,738	3,492	15,771
Uniform Expense	5,300	3,018	3,138	2,122	40
Business Insurance	192,326	15,599	109,376	0	82,950
Licenses & Inspections Expense	630	0	443	0	187
State Police Bridge Security	493,187	41,462	279,052	0	214,135
TOTAL	\$3,705,321	\$315,206	\$2,136,437	\$5,614	\$1,563,269

DELAWARE RIVER JOINT TOLL BRIDGE COMMISSION SYSTEM
STATEMENT OF REVENUE AND EXPENSES FOR THE SEVEN MONTHS ENDED JULY 31, 2015

	T-M	NH-L	I-TN	E-P	E-C	DWG	M-M	SDTS	NDTS	ADM	TOTAL 2015	TOTAL 2014
TOLL REVENUE												
Net Toll Revenue	9,014,343	1,762,551	34,115,309	5,022,961	1,370,730	18,492,228	907,068	-	-	-	70,685,190	67,396,174
EZPass Fee	111,148	32,271	165,768	75,607	15,481	128,755	16,081	-	-	-	545,111	441,219
Net Violation Fee Income	99,520	48,099	634,911	95,671	4,112	357,936	28,566	-	-	-	1,268,814	777,371
REVENUE FROM TOLL	\$ 9,225,010	\$ 1,842,920	\$ 34,915,988	\$ 5,194,240	\$ 1,380,222	\$ 18,978,919	\$ 951,715	\$ -	\$ -	\$ -	\$ 72,499,115	\$ 68,614,764
OPERATING EXPENSE												
Regular Employee Salaries	897,863	560,016	1,267,428	941,032	430,897	1,303,797	402,184	1,053,142	898,423	2,678,811	10,432,794	9,878,235
Part-Time Employee Wages	41,962	416	22,605	78,097	16,419	57,853	22,769	-	-	-	240,150	299,553
Summer Employee Wages	15,266	-	5,762	10,464	-	5,760	-	-	-	4,608	41,371	46,523
Overtime Wages	28,130	21,292	45,694	30,499	25,087	45,243	21,601	39,255	27,969	8,996	293,766	238,552
Pension Contributions	185,692	115,715	237,121	201,289	87,893	283,491	92,741	195,598	165,879	542,321	2,107,740	1,597,875
FICA Contributions	77,295	46,066	102,698	79,342	34,913	108,272	34,053	77,968	70,057	250,396	881,161	831,299
Regular Employee Healthcare Benefits	538,698	330,531	736,998	502,171	231,795	749,575	231,424	615,715	526,868	1,117,932	5,586,766	4,657,523
Life Insurance Benefits	8,584	4,801	11,218	7,702	2,790	11,795	3,179	8,422	7,087	26,253	91,813	67,067
Unemployment Compensation Benefits	-	-	-	-	-	-	-	-	-	36,625	36,625	9,999
Retirees Expense	-	-	-	-	-	-	-	-	-	-	-	1,100,000
Utility Expense	89,345	66,549	66,927	62,200	29,478	38,866	39,828	34,799	20,039	-	448,031	476,249
Office Expense	2,202	581	1,957	1,511	1,026	1,921	1,426	-	295	97,784	108,704	117,521
Telecommunication Expense	27,974	22,603	22,782	29,075	17,985	19,603	14,361	4,105	5,273	131,696	295,456	409,451
Information Technology Expense	-	-	-	-	-	-	-	-	-	230,668	230,668	182,986
Professional Development/Meetings	357	250	2,875	4,291	144	1,513	115	-	650	70,982	81,198	75,569
Vehicle Maintenance Expense and Fuel	50,452	26,836	34,001	16,329	14,888	26,720	17,536	3,791	1,151	337	191,541	232,158
Operations Maintenance Expense	75,665	81,314	157,297	81,581	57,381	96,591	58,952	20,051	20,738	-	649,576	509,265
ESS Operating Maintenance Expense	-	-	-	-	-	-	-	-	-	601,200	645,732	-
Communication Expense	-	-	-	-	-	-	-	-	-	8,408	8,408	6,911
Toll Collection Expense	7,634	3,269	4,120	-	2,388	5,030	1,551	-	-	29,976	22,012	-
Uniform Expense	10,668	375	16,898	4,311	2,360	4,831	2,258	358	3,138	1,754	46,951	14,000
Business Insurance	210,424	146,679	261,552	104,981	78,527	218,518	63,387	264,185	109,376	123,620	1,581,238	1,588,663
Licenses & Inspections Expense	479	375	971	480	721	842	42	752	443	-	5,105	1,981
Advertising	-	-	-	-	-	-	-	-	-	1,055	3,613	-
Professional Services	-	-	-	-	-	-	-	-	-	544,618	544,618	854,089
State Police Bridge Security	430,968	93,214	501,763	238,050	55,161	393,259	48,672	911,197	379,052	-	2,951,337	2,574,784
EZPass Equipment/Maintenance	100,719	78,178	147,509	99,259	57,993	139,855	57,942	-	-	-	675,544	501,383
General Contingency	-	-	-	-	-	-	-	-	-	-	-	8,027
EZPass Operating Expense	581,607	169,883	886,910	372,694	80,730	665,934	83,534	-	-	-	2,841,291	2,557,299
TOTAL GP, MAINT., & ADM	\$ 3,381,685	\$ 1,768,943	\$ 4,529,174	\$ 2,871,044	\$ 1,230,179	\$ 4,175,258	\$ 1,201,423	\$ 3,232,339	\$ 2,136,437	\$ 6,478,167	\$ 31,004,048	\$ 29,408,317
OTHER OPERATING INC/EXP												
Other Operating Income	-	-	697	198	-	-	-	-	-	-	154,930	268,856
TOTAL OTHER OP INC	\$ -	\$ -	\$ 697	\$ 198	\$ -	\$ -	\$ -	\$ -	\$ -	\$ 154,930	\$ 268,856	\$ -
NET OPERATING INC	\$5,843,926	\$73,977	\$30,385,811	\$2,323,194	\$106,143	\$14,803,662	\$1,299,088	\$3,232,339	\$2,136,437	\$16,224,131	\$ 36,475,303	\$ 36,475,303
NON-OPERATING REV/EXP												
Interest Revenue	-	-	-	-	-	-	-	-	-	-	607,254	433,871
Other Non-Operating Revenue	-	-	-	-	-	-	-	-	-	-	5,292	-
Interest Expense	-	-	-	-	-	-	-	-	-	-	(9,160,382)	(8,910,245)
Depreciation Expense	-	-	-	-	-	-	-	-	-	-	(13,460,459)	(11,702,182)
OPER AMT Expense	-	-	-	-	-	-	-	-	-	-	-	-
TOTAL NON-OPERATING REV/EXP	\$22,008,294	\$20,178,556	\$19,296,737	\$19,641,703	\$19,296,737	\$19,641,703	\$19,296,737	\$19,641,703	\$19,296,737	\$19,641,703	\$19,296,737	\$19,296,737
CHANGE IN NET ASSETS												

DELAWARE RIVER JOINT TOLL BRIDGE COMMISSION

Meeting of September 28, 2015

August Financial Reports

SUBJECT	DESCRIPTION	PAGE NUMBER
Accounting	Status of Cash Balances at August 31, 2015	1
Accounting	Status of Bond Retirement at August 31, 2015	2
Accounting	Status of Investments at August 31, 2015	3-6
Accounting	Status of Toll Traffic and Revenue & Toll Supported Traffic Month of August 2015 Compared with Month of August 2014	7-20
Accounting	Statistical Summary of Expenditures on Toll Bridges and Toll Supported Bridges Accounts for the Period August 1, 2015 through August 31, 2015	21-33
Accounting	Statement of Revenue and Expenses: Eight Months Period ending August 31, 2015	34

DELAWARE RIVER JOINT TOLL BRIDGE COMMISSION

Meeting of September 28, 2015

**There follows Cash Balances of the Commission at August 31, 2015 for the
information and review of the Members:**

COMMISSION CASH DEPOSITS

Wells Fargo Bank, N. A.

Revenue Fund	6,320,335
Payroll Fund	97,821
Insurance Clearing Account	750,000
TOTAL	\$ 7,168,156

CASH DEPOSIT GUARANTEES

Wells Fargo Bank	PA ACT 72	FULL BALANCE
-------------------------	------------------	---------------------

DELAWARE RIVER JOINT TOLL BRIDGE COMMISSION


Meeting of September 28, 2015

STATUS OF BRIDGE SYSTEM REVENUE BONDS AT AUGUST 31, 2015

Maturity	SERIES 2005A			SERIES 2007A			SERIES 2007B			SERIES 2012A			SERIES 2012B			SERIES 2015			Total	
	Yield	Principal Amount	Maturities & Calls	Yield	Principal Amount	Maturities & Calls	Yield	Principal Amount	Maturities & Calls	Yield	Principal Amount	Maturities & Calls	Yield	Principal Amount	Maturities & Calls	Yield	Principal Amount	Maturities & Calls		
7/1/2003		N/A			N/A			N/A												
7/1/2004	2.35%	\$ 330,000	\$ 330,000		N/A			N/A												
7/1/2005	2.50%	\$ 895,000	\$ 895,000		N/A			N/A												
7/1/2006	2.76%	\$ 950,000	\$ 950,000		N/A			N/A												
7/1/2007	2.90%	\$ 965,000	\$ 965,000	3.53%	\$ 470,000	\$ 470,000	4.23%	\$ 3,350,000	\$ 3,350,000											
7/1/2008	3.06%	\$ 1,005,000	\$ 1,005,000	3.53%	\$ 1,615,000	\$ 1,615,000	4.23%	\$ 3,350,000	\$ 3,350,000											
7/1/2009	3.23%	\$ 1,045,000	\$ 1,045,000	3.53%	\$ 1,410,000	\$ 1,410,000	4.23%	\$ 3,650,000	\$ 3,650,000											
7/1/2010	3.36%	\$ 1,095,000	\$ 1,095,000	3.54%	\$ 1,545,000	\$ 1,545,000	4.23%	\$ 3,850,000	\$ 3,850,000											
7/1/2011	3.53%	\$ 1,150,000	\$ 1,150,000	3.56%	\$ 1,670,000	\$ 1,670,000	4.23%	\$ 3,950,000	\$ 3,950,000											
7/1/2012	3.66%	\$ 1,210,000	\$ 1,210,000	3.58%	\$ 1,690,000	\$ 1,690,000	4.23%	\$ 4,200,000	\$ 4,200,000	0.60%	\$ 3,420,000	\$ 3,420,000								
7/1/2013	3.76%	\$ 5,000,000	\$ 5,000,000	3.62%	\$ 1,450,000	\$ 1,450,000	4.23%	\$ 4,350,000	\$ 4,350,000	1.01%	\$ 3,360,000	\$ 3,360,000								
7/1/2014	3.85%	\$ 5,270,000	\$ 5,270,000	3.66%	\$ 1,920,000	\$ 1,920,000	4.23%	\$ 4,450,000	\$ 4,450,000	1.30%	\$ 3,385,000	\$ 3,385,000								
7/1/2016	3.96%	\$ 5,540,000	\$ 5,540,000	3.72%	\$ 1,760,000	\$ 1,760,000	4.23%	\$ 4,800,000	\$ 4,800,000	0.85%	\$ 1,030,000	\$ 1,030,000								
7/1/2017	4.02%	\$ 5,835,000	\$ 5,835,000	3.80%	\$ 2,000,000	\$ 2,000,000	4.23%	\$ 4,950,000	\$ 4,950,000	1.09%	\$ 1,065,000	\$ 1,065,000								
7/1/2018	4.04%	\$ 6,155,000	\$ 6,155,000	3.88%	\$ 2,010,000	\$ 2,010,000	4.23%	\$ 5,250,000	\$ 5,250,000	1.33%	\$ 1,100,000	\$ 1,100,000								
7/1/2019	4.09%	\$ 6,480,000	\$ 6,480,000	3.96%	\$ 2,135,000	\$ 2,135,000	4.23%	\$ 5,450,000	\$ 5,450,000	1.61%	\$ 1,145,000	\$ 1,145,000								
7/1/2020	4.13%	\$ 6,840,000	\$ 6,840,000	4.03%	\$ 2,275,000	\$ 2,275,000	4.23%	\$ 5,650,000	\$ 5,650,000	1.90%	\$ 1,195,000	\$ 1,195,000								
7/1/2021	4.12%	\$ 1,825,000	\$ 1,825,000	4.08%	\$ 2,260,000	\$ 2,260,000	4.23%	\$ 5,950,000	\$ 5,950,000	2.14%	\$ 6,825,000	\$ 6,825,000								
7/1/2022	4.19%	\$ 1,920,000	\$ 1,920,000	4.12%	\$ 2,400,000	\$ 2,400,000	4.23%	\$ 6,250,000	\$ 6,250,000	2.33%	\$ 4,000,000	\$ 4,000,000								
7/1/2023	4.23%	\$ 2,020,000	\$ 2,020,000	4.17%	\$ 2,490,000	\$ 2,490,000	4.23%	\$ 6,550,000	\$ 6,550,000	2.50%	\$ 3,165,000	\$ 3,165,000								
7/1/2024	4.35%	\$ 2,125,000	\$ 2,125,000	4.21%	\$ 2,640,000	\$ 2,640,000	4.23%	\$ 6,800,000	\$ 6,800,000	2.60%	\$ 7,815,000	\$ 7,815,000								
7/1/2025	4.35%	\$ 2,235,000	\$ 2,235,000	4.25%	\$ 2,710,000	\$ 2,710,000	4.23%	\$ 7,150,000	\$ 7,150,000	2.67%	\$ 8,205,000	\$ 8,205,000								
7/1/2026	4.67%	\$ 2,345,000	\$ 2,345,000	4.27%	\$ 2,855,000	\$ 2,855,000	4.23%	\$ 7,450,000	\$ 7,450,000	2.75%	\$ 8,600,000	\$ 8,600,000								
7/1/2026																				
7/1/2027	4.67%	\$ 2,450,000	\$ 2,450,000	4.30%	\$ 2,925,000	\$ 2,925,000	4.23%	\$ 7,800,000	\$ 7,800,000	3.06%	\$ 7,015,000	\$ 7,015,000	1,210,000							
7/1/2028	4.67%	\$ 2,560,000	\$ 2,560,000	4.35%	\$ 3,050,000	\$ 3,050,000	4.23%	\$ 8,200,000	\$ 8,200,000	3.17%	\$ 9,355,000	\$ 9,355,000								
7/1/2029	4.67%	\$ 2,675,000	\$ 2,675,000	4.35%	\$ 3,200,000	\$ 3,200,000	4.23%	\$ 8,550,000	\$ 8,550,000	3.21%	\$ 1,345,000	\$ 1,345,000								
7/1/2030	4.67%	\$ 2,795,000	\$ 2,795,000	4.35%	\$ 3,375,000	\$ 3,375,000	4.23%	\$ 8,900,000	\$ 8,900,000	3.27%	\$ 1,385,000	\$ 1,385,000								
7/1/2031		N/A		4.35%	\$ 3,475,000	\$ 3,475,000	4.23%	\$ 9,350,000	\$ 9,350,000											
7/1/2032		N/A		4.39%	\$ 3,595,000	\$ 3,595,000	4.23%	\$ 9,800,000	\$ 9,800,000											
7/1/2033		N/A		4.39%	\$ 14,000,000	\$ 14,000,000														
7/1/2034		N/A		4.39%	\$ 14,700,000	\$ 14,700,000														
7/1/2035		N/A		4.39%	\$ 15,435,000	\$ 15,435,000														
7/1/2036		N/A		4.60%	\$ 16,205,000	\$ 16,205,000														
7/1/2037		N/A		4.60%	\$ 16,935,000	\$ 16,935,000														
		\$ 72,645,000	\$ 49,640,000		\$ 134,170,000	\$ 130,410,000		\$ 150,000,000	\$ 31,150,000		\$ 77,145,000	\$ 5,645,000		\$ 20,665,000	\$ 10,175,000		\$ 86,505,000	\$	\$ 314,110,000	

Footnote:

2012 Series Bonds Refunded remaining balance of 2005A Series and \$30,795,000 of the 2005A Series Bonds
2015 Series Bonds Refunded \$86,505,000 of the 2007A Series Bonds



Delaware River
Joint Toll Bridge
Commission

DRJTBC

Delaware River Joint TBC
Purchases Report
Sorted by Fund - Maturity Date
August 1, 2015 - August 31, 2015

CUSIP	Investment #	Fund	Sec. Type	Issuer	Original Par Value	Purchase Date	Payment Periods	Principal Purchased	Accrued Interest at Purchase	Rate at Purchase	Maturity Date	YTM	Ending Book Value
General Reserve Fund													
3134G7PH8	10358	01GRF	FAC	FHLMC	7,450,000.00	08/25/2015	02/25 - 08/25	7,450,000.00		1.000	08/25/2017	1.036	7,450,000.00
3134G7PH8	10359	01GRF	FAC	FHLMC	2,550,000.00	08/25/2015	02/25 - 08/25	2,550,000.00		1.000	08/25/2017	1.036	2,550,000.00
			Subtotal		10,000,000.00			10,000,000.00	0.00				10,000,000.00
			Total Purchases		10,000,000.00			10,000,000.00	0.00				10,000,000.00

Delaware River Joint Toll Bridge Commission

DRJTBC

Delaware River Joint TBC Investment Classification Sorted by Fund - Maturity Date August 31, 2015

CUSIP	Investment #	Fund	Issuer	Investment Class	Par Value	YTM	Maturity Date	Market Price	Market Date	Market Value	Book Value	Reported Value
Debt Service Fund												
38145C752	10113	01DSF	Goldman Sachs Illa Fed Port	Amort	1,322,842.86	0.002		100.000	08/31/2015	1,322,842.86	1,322,842.86	1,322,842.86
				Subtotal	1,322,842.86	0.002				1,322,842.86		1,322,842.86
General Reserve Fund												
38145C752	10115	01GRF	Goldman Sachs Illa Fed Port	Amort	34,814,519.23	0.002		100.000	08/31/2015	34,814,519.23	34,814,519.23	34,814,519.23
PAINVEST	10050	01GRF	PA Invest	Amort	5,079,701.77	0.050		100.000	08/31/2015	5,079,701.77	5,079,701.77	5,079,701.77
912828N29	10312	01GRF	Federal Home Loan Bank	Fair	4,000,000.00	0.234	09/30/2015	100.110	08/31/2015	4,004,400.00	4,003,218.17	4,004,400.00
67993UX57	10346	01GRF	Old Line Funding LLC	Fair	4,000,000.00	0.280	10/05/2015	99.865	08/31/2015	3,998,942.22	3,998,942.22	3,994,617.78
912828PE4	10299	01GRF	U.S. Treasury	Fair	5,000,000.00	0.419	10/31/2015	100.203	08/31/2015	5,010,150.00	5,006,788.39	5,010,150.00
912828PJ3	10317	01GRF	Federal Home Loan Bank	Fair	10,000,000.00	0.273	11/30/2015	100.321	08/31/2015	10,032,100.00	10,027,076.20	10,032,100.00
3130A0GK0	10305	01GRF	Federal Home Loan Bank	Fair	10,000,000.00	0.407	12/30/2015	100.049	08/31/2015	10,004,900.00	9,998,925.69	10,004,900.00
89233GAF3	10350	01GRF	TOYOTA Motor Credit CP	Fair	6,000,000.00	0.357	01/15/2016	99.774	08/31/2015	5,986,466.67	5,992,066.67	5,986,466.67
3130A0SD3	10313	01GRF	Federal Home Loan Bank	Fair	4,000,000.00	0.356	02/15/2016	100.048	08/31/2015	4,001,920.00	4,000,341.07	4,001,920.00
912828QA1	10320	01GRF	Federal Home Loan Bank	Fair	5,015,000.00	0.381	03/31/2016	101.134	08/31/2015	5,071,870.10	5,069,106.99	5,071,870.10
912828QF0	10311	01GRF	Federal Home Loan Bank	Fair	4,000,000.00	0.389	04/30/2016	101.099	08/31/2015	4,043,960.00	4,042,434.03	4,043,960.00
912828QP8	10309	01GRF	Federal Home Loan Bank	Fair	4,850,000.00	0.533	05/31/2016	101.054	08/31/2015	4,901,119.00	4,893,745.63	4,901,119.00
3130A2C61	10343	01GRF	Federal Home Loan Bank	Fair	10,000,000.00	0.386	06/10/2016	100.000	08/31/2015	10,000,000.00	9,999,137.11	10,000,000.00
912828QX1	10321	01GRF	Federal Home Loan Bank	Fair	3,900,000.00	0.512	07/31/2016	101.000	08/31/2015	3,939,000.00	3,935,000.32	3,939,000.00
3135G0YE7	10340	01GRF	Federal National Mtg Assn	Fair	8,000,000.00	0.556	08/25/2016	100.131	08/31/2015	8,010,480.00	8,005,393.18	8,010,480.00
3130A3ME1	10341	01GRF	Federal Home Loan Bank	Fair	3,250,000.00	0.643	09/30/2016	100.027	08/31/2015	3,250,877.50	3,246,729.00	3,250,877.50
3130A3M35	10337	01GRF	Federal Home Loan Bank	Fair	3,250,000.00	0.637	10/14/2016	99.983	08/31/2015	3,249,447.50	3,245,745.77	3,249,447.50
313371PV2	10339	01GRF	Federal Home Loan Bank	Fair	8,000,000.00	0.693	12/09/2016	101.255	08/31/2015	8,100,400.00	8,093,991.13	8,100,400.00
3130A3U06	10342	01GRF	Federal Home Loan Bank	Fair	10,000,000.00	0.832	01/27/2017	100.130	08/31/2015	10,013,000.00	10,005,973.61	10,013,000.00
3137EADC0	10353	01GRF	Federal Home Loan Mtg Corp	Fair	8,500,000.00	0.719	03/09/2017	100.447	08/31/2015	8,537,995.00	8,536,015.17	8,537,995.00
3135G0ZB2	10352	01GRF	Federal National Mtg Assn	Fair	8,500,000.00	0.707	04/20/2017	100.110	08/31/2015	8,509,350.00	8,505,885.62	8,509,350.00
3134G6W41	10351	01GRF	Federal Home Loan Mtg Corp	Fair	10,000,000.00	0.800	05/23/2017	99.912	08/31/2015	9,991,200.00	10,000,000.00	9,991,200.00
3133EE3M0	10354	01GRF	Federal Farm Credit Bank	Fair	11,000,000.00	0.880	07/13/2017	99.881	08/31/2015	10,986,910.00	10,989,675.98	10,986,910.00
3134G7PH8	10358	01GRF	Federal Home Loan Mtg Corp	Fair	7,450,000.00	1.036	08/25/2017	99.918	08/31/2015	7,443,891.00	7,450,000.00	7,443,891.00
3134G7PH8	10359	01GRF	Federal Home Loan Mtg Corp	Fair	2,550,000.00	1.036	08/25/2017	99.918	08/31/2015	2,547,909.00	2,550,000.00	2,547,909.00
				Subtotal	191,159,221.00	0.467				191,526,184.55	191,490,412.95	191,526,184.55

Portfolio DRJ
AP
IC (PRE_IC) 7.1.1
Report Ver. 7.3.2

Delaware River Joint TBC
Investment Classification
August 31, 2015

CUSIP	Investment #	Fund	Issuer	Investment Class	Par Value	YTM	Maturity Date	Market Price	Market Date	Market Value	Book Value	Reported Value
Operating Fund												
38145C752	10108	01OF	Goldman Sachs Ila Fed Port	Amort	41,752.41	0.002	08/31/2015	100.000	08/31/2015	41,752.41	41,752.41	41,752.41
3135G0GY3	10348	01OF	Federal National Mtg Assn	Fair	4,548,420.00	0.557	01/30/2017	101.076	08/31/2015	4,548,420.00	4,543,835.43	4,548,420.00
				Subtotal	4,541,752.41	0.551				4,590,172.41	4,585,587.84	4,590,172.41
Reserve Maintenance Fund												
38145C752	10106	01RMF	Goldman Sachs Ila Fed Port	Amort	14,749.58	0.002	08/31/2015	100.000	08/31/2015	14,749.58	14,749.58	14,749.58
3135G0GY3	10347	01RMF	Federal National Mtg Assn	Fair	2,100,000.00	0.557	01/30/2017	101.076	08/31/2015	2,122,596.00	2,120,456.53	2,122,596.00
				Subtotal	2,114,749.58	0.553				2,137,345.58	2,136,206.11	2,137,345.58
Debt Service Reserve 2005A												
38145C752	10110	05DSRF05	Goldman Sachs Ila Fed Port	Amort	53,563.63	0.002	08/31/2015	100.000	08/31/2015	53,563.63	53,563.63	53,563.63
3135G0SB0	10292	05DSRF05	Federal National Mtg Assn	Fair	1,490,000.00	0.478	12/21/2015	100.053	08/31/2015	1,490,789.70	1,489,530.43	1,490,789.70
3130A0SD3	10314	06DSRF05	Federal Home Loan Bank	Fair	1,445,000.00	0.356	02/19/2016	100.048	08/31/2015	1,445,123.21	1,445,123.21	1,445,593.60
				Subtotal	2,988,563.63	0.411				2,990,046.93	2,988,217.27	2,990,046.93
Construction Fund 2007												
38145C752	10114	06CF07	Goldman Sachs Ila Fed Port	Amort	453,191.43	0.002	08/31/2015	100.000	08/31/2015	453,191.43	453,191.43	453,191.43
				Subtotal	453,191.43	0.002				453,191.43	453,191.43	453,191.43
Debt Service Reserve Fund 12A												
38145C752	10260	06DSRF12A	Goldman Sachs Ila Fed Port	Amort	21,520.58	0.002	08/31/2015	100.000	08/31/2015	21,520.58	21,520.58	21,520.58
3135G0NV1	10264	06DSRF12A	Federal National Mtg Assn	Fair	2,845,000.00	0.368	09/28/2015	100.029	08/31/2015	2,845,825.05	2,845,279.33	2,845,825.05
				Subtotal	2,866,520.58	0.365				2,867,345.63	2,866,799.91	2,867,345.63
Debt Service Reserve Fund 2015												
38145C752	10349	06DSRF15	Goldman Sachs Ila Fed Port	Amort	76,540.15	0.002	08/31/2015	100.000	08/31/2015	76,540.15	76,540.15	76,540.15
3134G7JD4	10356	06DSRF15	Federal Home Loan Mtg Corp	Fair	2,500,000.00	0.820	07/28/2017	99.871	08/31/2015	2,496,775.00	2,498,210.94	2,496,775.00
3134G7JE2	10357	06DSRF15	Federal Home Loan Mtg Corp	Fair	2,500,000.00	1.163	01/30/2018	99.897	08/31/2015	2,497,425.00	2,498,189.58	2,497,425.00
313EEYK0	10355	06DSRF15	Federal Farm Credit Bank	Fair	2,600,000.00	1.212	04/13/2018	99.838	08/31/2015	2,595,788.00	2,596,247.40	2,595,788.00
				Subtotal	7,676,540.15	1.056				7,666,528.15	7,669,188.07	7,666,528.15
Debt Service Reserve Fund 07A												
38145C752	10111	06DSRF7A	Goldman Sachs Ila Fed Port	Amort	3,937.53	0.002	08/31/2015	100.000	08/31/2015	3,937.53	3,937.53	3,937.53
3135G0SB0	10293	06DSRF7A	Federal National Mtg Assn	Fair	2,100,000.00	0.478	12/21/2015	100.053	08/31/2015	2,101,113.00	2,099,338.19	2,101,113.00
				Subtotal	2,103,937.53	0.477				2,105,050.53	2,103,275.72	2,105,050.53

Delaware River Joint TBC
Investment Classification
August 31, 2015

Page 3

CUSIP	Investment #	Fund	Issuer	Investment Class	Par Value	YTM	Maturity Date	Market Price	Market Date	Market Value	Book Value	Reported Value
				Total	215,227,319.17	0.485				215,658,708.07	215,614,722.16	215,658,708.07

DELAWARE RIVER JOINT TOLL BRIDGE COMMISSION
Meeting of September 28, 2015
TOLL TRAFFIC AND REVENUE STATISTICS (August, 2015)

Summary: The Commission experienced an increase in total toll revenue for August 2015 in comparison to the August 2014 traffic and revenue statistics. In addition, total toll traffic also reflected an increase for the month. August is the twelfth consecutive month that both total toll revenue and total toll traffic have reflected increases over the prior year.

Analysis of August 2015 / August 2014 toll revenue data comparison:

- An overall toll revenue increase of 3.59 percent was recorded at the Commission's seven toll bridges for the month.
- Commercial-vehicle toll revenue reflected a 3.80 percent increase.
- Passenger-vehicle toll revenue generated a 3.10 percent increase.

Analysis of August 2015 / August 2014 traffic data comparison:

- Total toll traffic increased by 114,988 vehicles, or 3.09 percent for the month.
- Commercial-vehicle traffic increased by 19,342 vehicles, or 4.27 percent.
- Passenger-vehicle toll traffic increased by 95,646 vehicles, or 2.92 percent.
- Total recorded westbound traffic at the 11 vehicular toll supported bridges for August 2015 decreased by 3,402 vehicles, or 0.12 percent as compared to August 2014. Average daily westbound traffic at the 11 toll supported bridges for August 2015 was 88,929 vehicles as compared for 89,038 vehicles in August 2014.

Traffic analysis for 2015 YTD:

- Average daily toll traffic for the Commission's seven toll bridges for August 2015 was 123,883 vehicles as compared to 120,174 total vehicles in August 2014. Total YTD toll traffic at these bridges is reflecting a 3.72% increase through the first eight months of 2015 as compared to the same period in 2014.
- Recorded westbound traffic on the 11 toll supported bridges is reflecting a 1.97% increase through the first eight months of 2015 as compared to 2014.

DISTRICT REVIEW:

District 1

Total toll traffic at Trenton-Morrisville (TM) reflected a 5.46 percent increase for August 2015 when compared to August 2014 as the result of the increase of 41,837 cars and the decrease of 1,296 trucks. At New Hope-Lambertville (NHL), increases of 307 cars and 297 trucks combined to generate a 0.34 percent increase in total toll traffic for August 2015 as compared to August 2014.

District II

The I-78 Toll Bridge recorded an increase of 0.79 percent in total toll traffic for the month of August 2015 compared to August 2014 as the result of increases of 269 cars and 8,786 trucks. At the Easton-Phillipsburg (EP) Toll Bridge, combined increases of 40,798 passenger vehicles and 2,245 trucks generated a 10.17 percent increase in total toll traffic for August 2015.

District III

Portland-Columbia (PC) experienced a 5.21 percent increase in total toll traffic during August 2015 as a result of the increases of 2,749 automobiles and 3,255 trucks compared to August 2014. At the Delaware Water Gap (DWG) Toll Bridge, combined increases of 7,343 passenger vehicles and 5,664 trucks generated an increase of 1.33 percent in total toll traffic for August 2015 as compared to August 2014. At Milford-Montague (MM), an increase of 2,343 passenger vehicles combined with an increase of 391 trucks to produce a 1.97 percent increase in total toll traffic for the month of August 2015.

E-ZPass Penetration Rates

The table below provides a comparison of the *E-ZPass* penetration rates for the Commission's seven (7) toll bridges for the months of August, 2015 and August, 2014, and the year-to-date periods ending August 31, 2015 and August 31, 2014.

		<i>E-ZPass</i> PENETRATION RATES					
		AUG. 2015	AUG. 2014	Change in Monthly Percentage	YTD 2015	YTD 2014	Change in YTD Percentage
All Toll Bridges	Cars	61.97	61.37	0.60	62.67	62.38	0.29
	Trucks	83.99	82.24	1.75	84.04	82.49	1.55
	Total	64.68	64.04	0.64	65.59	65.14	0.45
Trenton - Morrisville	Cars	60.00	60.39	-0.39	60.40	60.39	0.01
	Trucks	90.24	89.26	0.98	89.71	88.81	0.90
	Total	61.92	62.41	-0.49	62.41	62.41	0.00
New Hope - Lambertville	Cars	75.37	74.81	0.56	76.51	75.38	1.13
	Trucks	80.69	80.42	0.27	81.77	80.69	1.08
	Total	75.69	75.16	0.53	76.83	75.70	1.13
I-78	Cars	62.20	61.02	1.18	63.38	63.23	0.15
	Trucks	83.81	82.28	1.53	83.84	82.50	1.34
	Total	66.78	67.53	-0.75	68.36	67.94	0.42
Easton - Phillipsburg	Cars	63.69	63.54	0.15	65.16	64.91	0.25
	Trucks	81.35	79.06	2.29	81.99	80.43	1.56
	Total	64.74	64.46	0.28	66.18	65.85	0.33
Portland - Columbia	Cars	57.11	57.38	-0.27	57.62	57.98	-0.36
	Trucks	88.65	76.90	11.75	87.25	79.26	7.99
	Total	59.82	58.75	1.07	59.96	59.33	0.63
Delaware Water Gap	Cars	60.99	59.66	1.33	61.04	60.26	0.78
	Trucks	82.48	80.27	2.21	82.59	80.67	1.92
	Total	63.68	62.38	1.30	64.18	63.26	0.92
Milford - Montague	Cars	59.16	59.29	-0.13	57.87	57.23	0.64
	Trucks	79.52	76.45	3.07	80.31	77.99	2.32
	Total	59.75	59.77	-0.02	58.56	57.83	0.73

DELAWARE RIVER JOINT TOLL BRIDGE COMMISSION

ALL TOLL BRIDGES

COMPARATIVE STATEMENT OF TOLL TRAFFIC AND REVENUE

AUGUST, 2015

JANUARY 1, 2014			JANUARY 1, 2015			MONTH OF		
AUGUST 31, 2014			AUGUST 31, 2015			AUGUST 2015		
243 DAYS			243 DAYS			31 DAYS		
NUMBER OF VEHICLES	TOTAL REVENUE	NUMBER OF VEHICLES	TOTAL REVENUE	VEHICLE CLASS	NUMBER OF VEHICLES	TOTAL REVENUE	NUMBER OF VEHICLES	TOTAL REVENUE
21,873,061	\$ 21,987,497.00 (800,776.30)	22,647,109	\$ 22,778,244.00 (959,276.10)	Passenger Discounts *	3,368,429	\$ 3,392,746.00 (114,657.15)	3,272,783	\$ 3,298,541.00 (116,994.50)
21,873,061	\$ 21,196,720.70	22,647,109	\$ 21,818,967.90	TOTAL PASSENGER	3,368,429	\$ 3,278,088.85	3,272,783	\$ 3,179,546.50
565,951	3,849,718.15	591,941	3,815,871.15	2-Axle Trucks	79,394	511,865.50	76,222	491,608.00
247,333	2,928,502.80	258,452	3,060,156.00	3-Axle Trucks	36,141	427,971.60	34,170	404,846.40
246,363	3,849,534.40	292,930	4,592,700.80	4-Axle Trucks	43,811	687,656.00	35,237	551,003.20
2,279,846	44,697,612.00	2,359,916	46,258,120.00	5-Axle Trucks	303,659	5,950,904.00	297,320	5,827,586.00
65,675	1,527,596.20	68,185	1,582,224.00	6-Axle Trucks	8,298	192,540.00	8,727	202,693.60
6,740	188,575.20	7,289	201,883.20	7-Axle Trucks	644	17,938.80	927	25,884.80
12	759.50	11	385.10	Permits	-	-	2	135.50
3,411,920	\$ 56,842,296.25	3,578,724	\$ 59,509,350.25	TOTAL TRUCKS	471,947	\$ 7,788,865.90	452,605	\$ 7,503,957.50
25,284,981	\$ 78,039,015.95	26,225,833	\$ 81,328,318.15	TOTAL TOLL VEHICLES	3,840,376	11,086,954.75	3,725,388	10,683,504.00
104,053	\$ 321,148.23	107,925	\$ 334,684.44	DAILY AVERAGE	123,883	\$ 356,998.54	120,174	\$ 344,629.16

Rate Change
Traffic (toll)
Autos 3.72%
Trucks 3.54%
Revenue 4.89%
Autos 4.21%
Trucks 2.94%

Rate Change
Traffic (toll)
Autos 3.09%
Trucks 2.92%
Revenue 4.27%
Autos 3.59%
Trucks 3.10%

* Discounts represents rebates for commuter discounts earned when a customer crosses the Commission's bridges 20 times in a 35 day period, as well as discounts for employee's and Commission vehicle's non-revenue crossings.

NOTE: Several snow and ice events during 2014 resulted in decreases in both automobile and truck traffic in all three Districts.

DELAWARE RIVER JOINT TOLL BRIDGE COMMISSION

TRENTON - MORRISVILLE TOLL BRIDGE

COMPARATIVE STATEMENT OF TOLL TRAFFIC AND REVENUE

AUGUST, 2015

JANUARY 1, 2014 AUGUST 31, 2014 243 DAYS		JANUARY 1, 2015 AUGUST 31, 2015 243 DAYS		MONTH OF AUGUST 2015 31 DAYS		MONTH OF AUGUST 2014 31 DAYS		
NUMBER OF VEHICLES	TOTAL REVENUE	NUMBER OF VEHICLES	TOTAL REVENUE	VEHICLE CLASS	NUMBER OF VEHICLES	TOTAL REVENUE	NUMBER OF VEHICLES	TOTAL REVENUE
5,005,949	\$ 5,018,450.00 (158,037.89)	5,318,140	\$ 5,331,968.00 (201,995.46)	Passenger	732,788	\$ 734,955.00 (24,852.76)	690,951	\$ 692,955.00 (23,382.01)
5,005,949	\$ 4,860,412.11	5,318,140	\$ 5,129,972.54	Discounts *	732,788	\$ 710,102.24	690,951	\$ 669,572.99
				TOTAL PASSENGER				
147,092	949,340.60	151,568	978,190.20	2-Axle Trucks	19,344	124,768.15	18,694	120,696.55
54,579	650,004.00	54,740	653,343.60	3-Axle Trucks	7,526	89,853.60	7,026	83,732.40
54,477	857,601.60	56,891	898,681.60	4-Axle Trucks	8,027	126,777.60	7,916	124,708.80
123,275	2,418,524.00	127,312	2,497,480.00	5-Axle Trucks	14,586	286,018.00	17,094	335,242.00
1,199	28,250.40	873	20,584.80	6-Axle Trucks	114	2,692.80	172	4,072.80
62	2,062.00	73	2,071.20	7-Axle Trucks	13	367.60	4	112.00
				Permits				
380,684	\$ 4,905,782.60	391,457	\$ 5,050,351.40	TOTAL TRUCKS	49,610	\$ 630,477.75	50,906	\$ 698,564.55
5,386,633	\$ 9,766,194.71	5,709,597	\$ 10,180,323.94	TOTAL TOLL VEHICLES	782,398	\$ 1,340,579.99	741,857	\$ 1,338,137.54
22,167	\$ 40,190.10	23,496	\$ 41,894.34	DAILY AVERAGE	25,239	\$ 43,244.52	23,931	\$ 43,165.73
Rate Change							Rate Change	
Traffic (toll)	6.00%						Traffic (toll)	5.46%
Autos	6.24%						Autos	6.05%
Trucks	2.83%						Trucks	-2.55%
Revenue	4.24%						Revenue	0.18%
Autos	5.55%						Autos	6.05%
Trucks	2.95%						Trucks	-5.70%

Rate Change	
Traffic (toll)	6.00%
Autos	6.24%
Trucks	2.83%
Revenue	4.24%
Autos	5.55%
Trucks	2.95%

Rate Change	
Traffic (toll)	5.46%
Autos	6.05%
Trucks	-2.55%
Revenue	0.18%
Autos	6.05%
Trucks	-5.70%

* Discounts represents rebates for commuter discounts earned when a customer crosses the Commission's bridges 20 times in a 35 day period as well as discounts for employee's and Commission vehicle's non-revenue crossings.

DELAWARE RIVER JOINT TOLL BRIDGE COMMISSION

NEWHOPE - LAMBERTVILLE TOLL BRIDGE

COMPARATIVE STATEMENT OF TOLL TRAFFIC AND REVENUE

AUGUST, 2015

JANUARY 1, 2014 AUGUST 31, 2014 243 DAYS		JANUARY 1, 2015 AUGUST 31, 2015 243 DAYS		MONTH OF AUGUST 2015 31 DAYS		MONTH OF AUGUST 2014 31 DAYS		
NUMBER OF VEHICLES	TOTAL REVENUE	NUMBER OF VEHICLES	TOTAL REVENUE	VEHICLE CLASS	NUMBER OF VEHICLES	TOTAL REVENUE	NUMBER OF VEHICLES	TOTAL REVENUE
1,204,283	\$ 1,211,524.00 (53,057.74)	1,195,712	\$ 1,202,755.00 (72,844.85)	Passenger	189,269	\$ 170,583.00 (8,697.14)	189,962	\$ 170,265.00 (7,547.07)
1,204,283	\$ 1,158,566.26	1,195,712	\$ 1,129,910.15	Discounts *	189,269	\$ 161,865.86	188,962	\$ 162,717.93
				TOTAL PASSENGER				
39,298	254,095.40	38,609	249,171.00	2-Axle Trucks	5,259	33,959.25	5,134	33,212.40
11,565	137,800.80	11,902	141,884.40	3-Axle Trucks	1,748	20,841.60	1,725	20,576.40
5,459	84,880.00	5,816	90,182.40	4-Axle Trucks	797	12,353.60	753	11,687.60
20,298	398,278.00	21,521	423,308.00	5-Axle Trucks	2,745	53,990.00	2,688	52,796.00
392	9,288.00	479	11,150.40	6-Axle Trucks	110	2,508.00	60	1,416.00
29	834.40	44	1,246.40	7-Axle Trucks	2	53.20	5	152.00
		1		Permits				
77,041	\$ 885,176.60	78,372	\$ 916,942.60	TOTAL TRUCKS	10,662	\$ 123,705.65	10,365	\$ 119,850.40
1,281,324	\$ 2,043,742.86	1,274,084	\$ 2,046,852.75	TOTAL TOLL VEHICLES	179,931	\$ 285,571.51	179,327	\$ 282,568.33
5,273	\$ 8,410.46	5,243	\$ 8,423.26	DAILY	5,804	\$ 9,211.98	5,785	\$ 9,115.11
					Rate Change			
Traffic (toll)					Traffic (toll)			
Autos					Autos			
Trucks					Trucks			
Revenue					Revenue			
Autos					Autos			
Trucks					Trucks			

Rate Change	
Traffic (toll)	-0.57%
Autos	-0.71%
Trucks	1.73%
Revenue	0.15%
Autos	-2.47%
Trucks	3.59%

Rate Change	
Traffic (toll)	0.34%
Autos	0.18%
Trucks	2.87%
Revenue	1.96%
Autos	-0.52%
Trucks	3.22%

* Discounts represents rebates for commuter discounts earned when a customer crosses the Commission's bridges 20 times in a 35 day period as well as discounts for employee's and Commission vehicle's non-revenue crossings.

DELAWARE RIVER JOINT TOLL BRIDGE COMMISSION

178 TOLL BRIDGE

COMPARATIVE STATEMENT OF TOLL TRAFFIC AND REVENUE

AUGUST, 2015

JANUARY 1, 2014 AUGUST 31, 2014 243 DAYS				JANUARY 1, 2015 AUGUST 31, 2015 243 DAYS				MONTH OF AUGUST 2015 31 DAYS				MONTH OF AUGUST 2014 31 DAYS					
NUMBER OF VEHICLES		TOTAL REVENUE		NUMBER OF VEHICLES		TOTAL REVENUE		VEHICLE CLASS		NUMBER OF VEHICLES		TOTAL REVENUE		NUMBER OF VEHICLES		TOTAL REVENUE	
5,744,337	\$	5,788,747.50		5,865,388	\$	5,911,298.00		Passenger		913,071	\$	921,244.00		912,802	\$	921,042.00	
		(230,257.43)				(248,612.28)		Discounts *				(29,530.75)				(33,775.07)	
5,744,337	\$	5,558,490.07		5,865,388	\$	5,662,685.72		TOTAL PASSENGER		913,071	\$	891,713.25		912,802	\$	887,266.93	
168,353		1,084,166.20		177,798		1,144,407.55		2-Axle Trucks		24,287		156,380.90		23,199		149,385.60	
90,933		1,072,540.80		97,473		1,149,397.20		3-Axle Trucks		12,990		153,127.20		12,299		145,147.20	
112,126		1,742,451.20		131,488		2,050,152.00		4-Axle Trucks		17,943		279,843.20		16,165		251,414.40	
1,377,605		26,989,808.00		1,425,459		27,929,670.00		5-Axle Trucks		184,281		3,610,514.00		178,265		3,491,384.00	
43,915		1,020,524.20		46,417		1,076,222.40		6-Axle Trucks		5,431		125,882.40		5,959		138,438.20	
5,236		144,747.60		5,828		159,973.60		7-Axle Trucks		463		12,745.20		732		20,280.00	
-		-		3		94.00		Permits		-		-		-		-	
1,798,169	\$	32,054,238.00		1,884,466	\$	33,509,916.75		TOTAL TRUCKS		245,405	\$	4,338,492.90		236,619	\$	4,196,050.40	
7,542,506	\$	37,612,728.07		7,749,854	\$	39,172,602.47		TOTAL TOLL VEHICLES		1,158,476	\$	5,230,206.15		1,149,421	\$	5,083,317.33	
31,039	\$	154,784.89		31,892	\$	161,204.13		DAILY AVERAGE		37,370	\$	168,716.33		37,078	\$	163,977.98	
Rate Change				Rate Change				Rate Change				Rate Change					
Traffic (toll)				Traffic (toll)				Traffic (toll)				Traffic (toll)					
Autos				Autos				Autos				Autos					
2.75%				2.11%				2.11%				0.79%					
Trucks				Trucks				Trucks				Trucks					
4.80%				4.80%				4.80%				0.03%					
Revenue				Revenue				Revenue				Revenue					
4.15%				4.15%				4.15%				3.71%					
Autos				Autos				Autos				Autos					
1.87%				1.87%				1.87%				2.85%					
Trucks				Trucks				Trucks				Trucks					
4.54%				4.54%				4.54%				0.50%					
3.39%				3.39%				3.39%				3.39%					

Rate Change	
Traffic (toll)	2.75%
Autos	2.11%
Trucks	4.80%
Revenue	4.15%
Autos	1.87%
Trucks	4.54%

Rate Change	
Traffic (toll)	0.79%
Autos	0.03%
Trucks	3.71%
Revenue	2.85%
Autos	0.50%
Trucks	3.39%

* Discounts represents rebates for commuter discounts earned when a customer crosses the Commission's bridges 20 times in a 35 day period as well as discounts for employee's and Commission vehicle's non-revenue crossings.

NOTE: Construction and lane closures at the Easton-Phillipsburg Toll Bridge are causing traffic diversion to the 178 Toll Bridge.

DELAWARE RIVER JOINT TOLL BRIDGE COMMISSION

EASTON - PHILLIPSBURG TOLL BRIDGE

COMPARATIVE STATEMENT OF TOLL TRAFFIC AND REVENUE

AUGUST, 2015

JANUARY 1, 2014 AUGUST 31, 2014 243 DAYS				JANUARY 1, 2015 AUGUST 31, 2015 243 DAYS				MONTH OF AUGUST 2015 31 DAYS				MONTH OF AUGUST 2014 31 DAYS					
NUMBER OF VEHICLES		TOTAL REVENUE		NUMBER OF VEHICLES		TOTAL REVENUE		VEHICLE CLASS		NUMBER OF VEHICLES		TOTAL REVENUE		NUMBER OF VEHICLES		TOTAL REVENUE	
3,068,109		\$ 3,061,556.00 (112,827.62)		3,236,404		\$ 3,252,632.00 (141,776.27)		Passenger Discounts *		438,496		\$ 441,722.00 (16,917.32)		397,998		\$ 400,184.00 (15,666.59)	
3,068,109		\$ 2,968,768.38		3,236,404		\$ 3,110,855.73		TOTAL PASSENGER		438,496		\$ 424,804.66		397,696		\$ 384,517.41	
82,747		535,871.00		65,123		549,399.50		2-Axle Trucks		10,841		69,997.85		10,524		67,893.15	
21,836		259,030.80		24,044		285,050.40		3-Axle Trucks		3,298		39,115.20		2,889		34,336.80	
20,364		323,894.40		22,561		358,302.40		4-Axle Trucks		3,278		51,987.20		2,559		40,707.20	
72,921		1,435,026.00		75,592		1,484,638.00		5-Axle Trucks		10,122		198,750.00		9,297		183,178.00	
800		18,986.40		688		16,236.00		6-Axle Trucks		85		1,996.80		107		2,544.00	
21		662.40		27		840.80		7-Axle Trucks		1		25.20		4		112.00	
198,709		\$ 2,571,471.00		208,036		\$ 2,694,467.10		TOTAL TRUCKS		27,625		\$ 361,912.25		25,380		\$ 328,771.15	
3,286,818		\$ 5,540,239.38		3,444,440		\$ 5,805,322.83		TOTAL TOLL VEHICLES		466,121		\$ 786,716.93		423,078		\$ 713,288.56	
13,444		\$ 22,799.34		14,175		\$ 23,890.22		DAILY AVERAGE		15,036		\$ 25,377.97		13,648		\$ 23,009.31	
Rate Change																Rate Change	
Traffic (toll)																Traffic (toll)	
Autos																Autos	
Trucks																Trucks	
Revenue																Revenue	
Autos																Autos	
Trucks																Trucks	

Rate Change
Traffic (toll)
Autos
Trucks
Revenue
Autos
Trucks

Rate Change
Traffic (toll)
Autos
Trucks
Revenue
Autos
Trucks

10.17%
10.26%
8.85%
10.29%
10.48%
10.96%

* Discounts represents rebates for commuter discounts earned when a customer crosses the Commission's bridges 20 times in a 35 day period as well as discounts for employee's and Commission vehicle's non-revenue crossings.

Note: Construction and lane closures are causing traffic diversion to the 178 Toll Bridge.

DELAWARE RIVER JOINT TOLL BRIDGE COMMISSION

PORTLAND - COLUMBIA TOLL BRIDGE

COMPARATIVE STATEMENT OF TOLL TRAFFIC AND REVENUE

AUGUST, 2015

JANUARY 1, 2014			JANUARY 1, 2015			MONTH OF			MONTH OF		
AUGUST 31, 2014			AUGUST 31, 2015			AUGUST 2015			AUGUST 2014		
243 DAYS			243 DAYS			31 DAYS			31 DAYS		
NUMBER OF VEHICLES	TOTAL REVENUE		NUMBER OF VEHICLES	TOTAL REVENUE	VEHICLE CLASS	NUMBER OF VEHICLES	TOTAL REVENUE		NUMBER OF VEHICLES	TOTAL REVENUE	
743,279	\$ 749,517.00		757,337	\$ 764,334.00	Passenger	110,882	\$ 112,133.00		108,133	\$ 109,291.00	
	(34,403.15)			(39,481.47)	Discounts *		(4,179.24)			(4,522.64)	
743,279	\$ 715,113.85		757,337	\$ 724,852.53	TOTAL PASSENGER	110,882	\$ 107,953.76		108,133	\$ 104,768.36	
16,970	109,845.45		19,872	128,534.25	2-Axle Trucks	2,859	17,226.30		2,194	14,194.05	
8,497	101,416.80		9,650	115,126.80	3-Axle Trucks	1,819	21,708.00		1,471	17,593.20	
5,568	65,765.00		13,928	217,572.00	4-Axle Trucks	3,024	48,342.40		822	13,096.00	
19,116	378,528.00		21,438	424,532.00	5-Axle Trucks	2,873	56,924.00		2,681	53,134.00	
141	3,357.60		274	6,518.40	6-Axle Trucks	63	1,502.40		22	525.60	
-	-		43	1,180.40	7-Axle Trucks	7	184.80		-	-	
					Permits						
50,292	\$ 681,915.65		64,905	\$ 893,663.85	TOTAL TRUCKS	10,445	\$ 145,887.90		7,190	\$ 98,542.85	
793,571	\$ 1,397,029.70		822,242	\$ 1,518,516.38	TOTAL TOLL VEHICLES	121,327	\$ 253,841.66		115,323	\$ 203,311.21	
3,265	\$ 5,749.09		3,364	\$ 6,660.56	DAILY AVERAGE	3,914	\$ 8,188.44		3,720	\$ 6,558.43	

Rate Change	
Traffic (toll)	3.61%
Autos	1.89%
Trucks	29.06%
Revenue	15.85%
Autos	1.36%
Trucks	31.05%

Rate Change	
Traffic (toll)	5.21%
Autos	2.54%
Trucks	45.27%
Revenue	24.85%
Autos	3.04%
Trucks	48.05%

* Discounts represents rebates for commuter discounts earned when a customer crosses the Commission's bridges 20 times in a 35 day period as well as discounts for employee's and Commission vehicle's non-revenue crossings.

DELAWARE RIVER JOINT TOLL BRIDGE COMMISSION

DELAWARE WATER GAP TOLL BRIDGE

COMPARATIVE STATEMENT OF TOLL TRAFFIC AND REVENUE

AUGUST, 2015

JANUARY 1, 2014 AUGUST 31, 2014 243 DAYS			JANUARY 1, 2015 AUGUST 31, 2015 243 DAYS			MONTH OF AUGUST 2015 31 DAYS			MONTH OF AUGUST 2014 31 DAYS		
NUMBER OF VEHICLES	TOTAL REVENUE	NUMBER OF VEHICLES	TOTAL REVENUE	VEHICLE CLASS	NUMBER OF VEHICLES	TOTAL REVENUE	NUMBER OF VEHICLES	TOTAL REVENUE	NUMBER OF VEHICLES	TOTAL REVENUE	
5,284,434 \$	5,317,883.50 (177,634.43)	5,426,104 \$	5,459,593.00 (214,655.06)	Passenger	866,499 \$	873,242.00 (28,092.70)	859,156 \$	866,251.00 (27,178.95)			
5,284,434 \$	5,140,249.07	5,426,104 \$	5,244,937.94	Discounts *	-	847,149.30	859,156 \$	839,072.05			
				TOTAL PASSENGER	866,499 \$	847,149.30					
95,354	614,236.35	101,069	650,839.15	2-Axle Trucks	14,334	92,288.95	14,047	90,526.80			
57,557	679,460.40	58,135	685,389.60	3-Axle Trucks	8,244	97,172.40	8,235	97,197.60			
47,242	734,320.00	61,355	958,758.40	4-Axle Trucks	10,501	164,532.80	6,846	106,588.80			
681,962	12,984,988.00	683,455	13,394,738.00	5-Axle Trucks	88,337	1,730,748.00	86,672	1,699,530.00			
19,190	446,292.00	19,331	448,593.60	6-Axle Trucks	2,478	57,556.80	2,401	55,754.40			
1,389	40,176.80	1,261	36,206.80	7-Axle Trucks	155	4,478.80	162	5,228.80			
12	759.50	6	301.10	Permits	-	-	2	135.50			
882,706 \$	15,500,233.05	924,612 \$	16,174,826.65	TOTAL TRUCKS	124,049 \$	2,146,777.75	118,385 \$	2,054,961.90			
6,167,140 \$	20,640,482.12	6,350,716 \$	21,419,764.59	TOTAL TOLL VEHICLES	990,548 \$	2,993,927.05	977,541 \$	2,894,033.95			
25,379 \$	84,940.26	26,135 \$	88,147.18	DAILY AVERAGE	31,953 \$	96,578.29	31,534 \$	93,355.93			
Rate Change				Rate Change							
Traffic (toll)		Traffic (toll)		Autos		Autos					
2.98%		2.98%		1.33%		1.33%					
2.68%		2.68%		0.65%		0.65%					
4.75%		4.75%		4.78%		4.78%					
3.78%		3.78%		Revenue		Revenue					
2.04%		2.04%		Autos		Autos					
4.35%		4.35%		Trucks		Trucks					

Rate Change
Traffic (toll)
Autos 2.98%
Trucks 2.68%
Revenue 4.75%
Autos 3.78%
Trucks 2.04%
Autos 4.35%
Trucks

Rate Change
Traffic (toll)
Autos 1.33%
Trucks 0.85%
Revenue 4.78%
Autos 3.45%
Trucks 0.96%
Trucks 4.47%

* Discounts represents rebates for commuter discounts earned when a customer crosses the Commission's bridges 20 times in a 35 day period as well as discounts for employee's and Commission vehicle's non-revenue crossings.

DELAWARE RIVER JOINT TOLL BRIDGE COMMISSION

MILFORD - MONTAGUE TOLL BRIDGE

COMPARATIVE STATEMENT OF TOLL TRAFFIC AND REVENUE

AUGUST, 2015

JANUARY 1, 2014 AUGUST 31, 2014 243 DAYS			JANUARY 1, 2015 AUGUST 31, 2015 243 DAYS			MONTH OF AUGUST 2015 31 DAYS			MONTH OF AUGUST 2014 31 DAYS		
NUMBER OF VEHICLES	TOTAL REVENUE		NUMBER OF VEHICLES	TOTAL REVENUE	VEHICLE CLASS	NUMBER OF VEHICLES	TOTAL REVENUE		NUMBER OF VEHICLES	TOTAL REVENUE	
822,670	\$ 829,679.00 (34,558.04)		848,024	\$ 855,664.00 (39,910.71)	Passenger	137,424	\$ 138,887.00 (4,387.24)		135,081	\$ 136,553.00 (4,922.17)	
822,670	\$ 795,120.96		848,024	\$ 815,753.29	Discounts *	137,424	\$ 134,489.76		135,081	\$ 131,630.83	
					TOTAL PASSENGER						
16,137	104,163.15		17,902	115,329.50	2-Axle Trucks	2,670	17,234.10		2,430	15,899.45	
2,366	28,249.20		2,508	29,964.00	3-Axle Trucks	516	6,153.60		525	6,262.80	
1,107	17,619.20		1,191	18,952.00	4-Axle Trucks	241	3,819.20		178	2,790.40	
4,668	62,460.00		5,139	101,654.00	5-Axle Trucks	704	13,920.00		623	12,322.00	
38	897.60		123	2,918.40	6-Axle Trucks	17	400.80		6	141.60	
3	92.00		13	364.00	7-Axle Trucks	3	84.00				
					Permits						
24,319	\$ 249,481.15		26,876	\$ 269,181.90	TOTAL TRUCKS	4,151	\$ 41,611.70		3,760	\$ 37,216.25	
845,989	\$ 1,038,602.11		874,900	\$ 1,084,935.19	TOTAL TOLL VEHICLES	141,575	\$ 176,111.46		135,841	\$ 168,847.08	
3,486	\$ 4,274.08		3,600	\$ 4,464.75	DAILY AVERAGE	4,567	\$ 5,681.01		4,479	\$ 5,446.68	

Rate Change	
Traffic (toll)	3.30%
Autos	3.08%
Trucks	10.51%
Revenue	4.45%
Autos	2.59%
Trucks	10.56%

Rate Change	
Traffic (toll)	1.97%
Autos	1.73%
Trucks	10.40%
Revenue	4.30%
Autos	2.18%
Trucks	11.81%

* Discounts represents rebates for commuter discounts earned when a customer crosses the Commission's bridges 20 times in a 35 day period as well as discounts for employee's and Commission vehicle's non-revenue crossings.

Delaware River Joint Toll Bridge Commission
Toll Supported Bridge - Westbound Traffic Counts
August 2015

Bridge	Westbound Volume					
	August 2015	August 2014	% Change	YTD 2015	YTD 2014	% Change
Lower Trenton ¹	405,158	395,098	2.55%	3,047,744	2,919,769	4.38%
Calhoun Street	282,199	274,087	2.96%	2,160,262	2,070,916	4.31%
Scudder Falls	978,146	990,756	-1.27%	7,618,711	7,429,704	2.54%
Washington Crossing ²	136,978	136,873	0.08%	1,013,750	1,063,648	-4.69%
New Hope - Lambertville	206,001	217,810	-5.42%	1,548,411	1,581,842	-2.11%
Centre Bridge - Stockton	76,731	72,901	5.25%	513,593	521,881	-1.59%
Uhlerstown - Frenchtown	70,061	72,134	-2.87%	485,173	489,619	-0.91%
Upper Black Eddy - Milford	62,843	60,072	4.61%	445,086	436,231	2.03%
Riegelsville	66,489	61,575	7.98%	490,899	463,121	6.00%
Northampton Street	394,546	402,090	-1.88%	3,046,252	2,984,220	2.08%
Riverton - Belvidere	77,634	76,792	1.10%	563,707	567,601	-0.69%
Total	2,756,786	2,760,188	-0.12%	20,933,587	20,528,553	1.97%

Notes:

- (1) Counter down 8-1-15 to 8-31-15 due to paving Contract TS-639B. 2013 data interpolated and increased by 3.0%.
(2) Counter down 8-1-15 to 8-31-15. 2014 data interpolated and increased by 3.0%.

Delaware River Joint Toll Bridge Commission
Toll Supported Bridge - Two Way Traffic Counts
August 2015

Bridge	Total Volume					
	August 2015	August 2014	% Change	YTD 2015	YTD 2014	% Change
Lower Trenton ¹	531,097	518,511	2.43%	4,010,763	3,842,317	4.38%
Calhoun Street	557,877	538,599	3.58%	4,280,345	4,087,702	4.71%
Scudder Falls	1,828,984	1,848,570	-1.06%	14,342,101	13,984,707	2.56%
Washington Crossing ²	238,186	235,174	1.28%	1,741,136	1,809,399	-3.77%
New Hope - Lambertville	447,311	460,161	-2.79%	3,315,118	3,372,575	-1.70%
Centre Bridge - Stockton	166,788	158,285	5.37%	1,118,674	1,133,497	-1.31%
Uhlerstown-Frenchtown	134,669	141,126	-4.58%	956,480	964,646	-0.85%
Upper Black Eddy-Milford	133,071	123,432	7.81%	900,997	890,796	1.15%
Riegelsville	111,614	102,648	8.73%	815,701	773,956	5.39%
Northampton Street	627,891	685,201	-8.36%	4,870,888	4,980,003	-2.19%
Riverton - Belvidere	144,590	143,271	0.92%	1,051,501	1,060,565	-0.85%
Total	4,922,078	4,954,978	-0.66%	37,403,703	36,900,162	1.36%

Notes:

- (1) Counter down 8-1-15 to 8-31-15 due to paving Contract TS-639B. 2013 data interpolated and increased by 3.0%.
(2) Counter down 8-1-15 to 8-31-15. 2014 data interpolated and increased by 3.0%.

Delaware River Joint Toll Bridge Commission
Toll Bridge - Two Way Traffic Counts
 August 2015

Bridge	Total Volume (all classes)					
	August 2015	August 2014	% Change	YTD 2015	YTD 2014	% Change
Trenton - Morrisville	1,852,667	1,838,179	0.79%	13,562,303	13,392,562	1.27%
New Hope - Lambertville ¹	398,003	397,016	0.25%	2,892,992	2,857,784	1.23%
Interstate 78	2,380,868	2,337,872	1.84%	16,011,903	15,606,742	2.60%
Easton - Phillipsburg	1,074,414	952,514	12.80%	7,976,626	7,469,686	6.79%
Portland - Columbia ²	260,274	251,209	3.61%	1,859,716	1,696,830	9.60%
Delaware Water Gap	1,981,592	1,931,944	2.57%	12,671,471	12,306,181	2.97%
Milford - Montague	259,953	241,731	7.54%	1,583,024	1,517,721	4.30%
Total	8,207,771	7,950,465	3.24%	56,558,036	54,847,505	3.12%

(1) Counter down 8-1-15 to 8-31-15. 2014 data interpolated and increased by 0.34%.

(2) Counter down 8-1-15 to 8-31-15 due to Contract T566A. 2014 data interpolated and increased by 2.5%.

DELAWARE RIVER JOINT TOLL BRIDGE COMMISSION

Meeting of September 28, 2015

STATISTICAL SUMMARY OF EXPENDITURES

This includes reports entitled “**Budget vs Actual**” covering the month of August 2015 and the eight month year-to-date (“YTD”) operations of fiscal year 2015 relative to Toll Bridges, Toll Supported Bridges and Administration departments.

Total expense plus encumbrance totaled \$4,410,721 for the month of August. For the 2015 fiscal period, total expense plus encumbrances amounted to \$35,735,143 or 97.1% of the YTD operating budget.

Most of the expense line categories are within their normal line item budget. Overtime Wages exceed the budget by \$72,261 or 30.9% primarily due to the high level of adverse weather activity for the first three months of 2015. It is anticipated that cost will come in line with the budget during the operating year.

Regular Employee Healthcare is currently \$351,802 or 5.8% ahead of budget due to higher than anticipated expense for 2015.

EZPass Maintenance Expense exceeds YTD budget by \$44,203 or 5.6% as the cost of maintaining the current in-lane system is higher than originally anticipated. EZPass operating expense exceeds the YTD budget by \$348,521 or 11.52% as a result of unanticipated increases in CSC rates. It is anticipated that these two line items will exceed their full year operating budget.

There were no unusual expenses during the month of August.

Delaware River Joint Toll Bridge Commission
Budget vs Actual
For the Eight Months Ending August 31, 2015

TOTAL COMMISSION

	Budget 2015	Expended For The Month	Expended Year To Date	Encumbered	Budget Remaining Balance
Regular Employee Salaries	\$18,249,099	\$1,388,627	\$11,821,421	\$0	\$6,427,678
Part-Time Employee Wages	409,500	36,160	276,310	0	133,190
Summer Employee Wages	114,695	32,363	73,734	0	40,961
Overtime Wages	351,837	12,885	306,651	0	45,186
Pension Contributions	4,095,926	324,567	2,432,307	0	1,663,619
FICA Contributions	1,526,990	116,339	997,501	0	529,489
Regular Employee Healthcare Benefits	9,046,897	803,070	6,389,776	0	2,657,122
Life Insurance Benefits	152,697	12,954	104,787	0	47,910
Unemployment Compensation Benefits	45,000	0	36,625	0	8,375
Utility Expense	904,041	31,192	479,223	0	424,818
Office Expense	274,626	9,220	117,924	30,569	126,132
Telecommunication Expense	663,825	30,110	325,567	12,125	326,134
Information Technology Expense	470,700	38,174	268,842	2,839	199,018
Professional Development/Meetings/Memberships	206,480	3,164	84,361	0	122,119
Vehicle Maintenance Expense and Fuel	435,082	30,413	221,954	12,201	200,928
Operations Maintenance Expense	971,441	52,605	702,175	123,636	145,631
ESS Operating Maintenance Expense	1,500,000	171,574	772,774	3,992	723,234
Commission Expense	22,500	2,537	10,945	0	11,555
Toll Collection Expense	56,919	5,112	35,089	14,088	7,742
Uniform Expense	106,900	37,465	84,416	5,164	17,320
Business Insurance	2,950,846	231,460	1,812,708	0	1,138,138
Licenses & Inspections Expense	6,950	315	5,420	0	1,530
Advertising	60,500	147	1,202	0	59,298
Professional Services	1,119,699	35,550	580,168	6,644	532,886
State Police Bridge Security	5,213,396	427,184	3,378,521	0	1,834,875
EZPass Equipment/Maintenance	1,180,293	132,837	808,381	22,684	349,228
General Contingency	300,000	0	0	0	300,000
EZPass Operating Expense	4,533,979	531,128	3,372,419	0	1,161,560
Total	\$54,970,818	\$4,497,153	\$35,501,201	\$233,942	\$19,235,675

Delaware River Joint Toll Bridge Commission
Budget vs Actual
For the Eight Months Ending August 31, 2015

ADMINISTRATION*

	Budget 2015	Expended For The Month	Expended Year To Date	Encumbered	Budget Remaining Balance
Regular Employee Salaries	\$3,462,599	\$292,878	\$2,329,038	\$0	\$1,133,561
Summer Employee Wages	8,196	2,936	7,544	0	652
Overtime Wages	4,200	332	2,899	0	1,301
Pension Contributions	732,593	51,898	388,926	0	343,667
FICA Contributions	265,837	22,440	178,582	0	87,256
Regular Employee Healthcare Benefits	1,115,508	97,878	794,951	0	320,556
Life Insurance Benefits	28,172	2,384	19,357	0	8,814
Unemployment Compensation Benefits	45,000	0	36,625	0	8,375
Office Expense	223,400	8,531	104,294	26,731	92,375
Telecommunication Expense	191,696	13,639	113,349	0	78,347
Information Technology Expense	442,000	11,604	242,272	2,839	196,888
Professional Development/Meetings/Memberships	138,360	1,678	59,262	0	79,098
Vehicle Maintenance Expense and Fuel	2,824	0	72	0	2,752
Commission Expense	22,500	2,537	10,945	0	11,555
Business Insurance	284,394	16,422	112,370	0	172,024
Advertising	60,500	147	1,202	0	59,298
Professional Services	859,699	35,550	487,568	0	372,131
General Contingency	300,000	0	0	0	300,000
TOTAL	\$8,187,478	\$560,854	\$4,889,258	\$29,570	\$3,268,650

* Includes Executive, Human Resources, Accounting, EZPass, Purchasing, Information Technology, Community Affairs and Contract/Compliance.

Delaware River Joint Toll Bridge Commission
Budget vs Actual
For the Eight Months Ending August 31, 2015

ADMINISTRATION - OPERATIONS*

	Budget 2015	Expended For The Month	Expended Year To Date	Encumbered	Budget Remaining Balance
Regular Employee Salaries	\$1,295,624	\$101,879	\$744,529	\$0	\$551,095
Overtime Wages	15,000	61	6,491	0	8,509
Pension Contributions	462,732	31,613	236,907	0	225,825
FICA Contributions	165,556	12,778	107,132	0	58,424
Regular Employee Healthcare Benefits	683,755	62,115	482,974	0	200,781
Life Insurance Benefits	17,396	1,335	10,615	0	6,781
Office Expense	17,650	56	2,077	2,161	13,412
Telecommunication Expense	90,156	2,491	34,477	0	55,679
Professional Development/Meetings/Memberships	47,050	927	14,325	0	32,726
Vehicle Maintenance Expense and Fuel	1,000	0	265	0	735
ESS Operating Maintenance Expense	1,500,000	171,574	772,774	3,992	723,234
Uniform Expense	3,000	150	1,904	0	1,096
Business Insurance	59,433	3,899	31,571	0	27,862
Professional Services	260,000	0	92,600	6,644	160,755
TOTAL	\$4,618,352	\$388,876	\$2,538,639	\$12,797	\$2,066,916

* Includes Engineering, Security, Safety & Training, Plant & Facility, and Electronic Security & Surveillance.

Delaware River Joint Toll Bridge Commission
Budget vs Actual
For the Eight Months Ending August 31, 2015

TRENTON - MORRISVILLE TOLL BRIDGE

	Budget 2015	Expended For The Month	Expended Year To Date	Encumbered	Budget Remaining Balance
Regular Employee Salaries	\$1,525,857	\$106,771	\$1,003,835	\$0	\$522,022
Part-Time Employee Wages	81,000	7,919	49,881	0	31,119
Summer Employee Wages	26,993	10,912	26,178	0	815
Overtime Wages	32,000	3,070	31,200	0	800
Pension Contributions	329,487	28,594	214,286	0	115,200
FICA Contributions	127,438	9,734	87,029	0	40,408
Regular Employee Healthcare Benefits	835,700	74,082	612,780	0	222,921
Life Insurance Benefits	12,250	1,183	9,767	0	2,483
Utility Expense	154,950	1,451	90,797	0	64,153
Office Expense	6,125	0	2,202	916	3,007
Telecommunication Expense	63,098	2,958	30,932	6,044	26,122
Information Technology Expense	7,400	6,985	6,985	0	415
Professional Development/Meetings/Memberships	1,500	0	357	0	1,143
Vehicle Maintenance Expense and Fuel	77,080	1,761	52,113	0	24,968
Operations Maintenance Expense	142,580	7,197	82,863	23,647	36,070
Toll Collection Expense	9,800	896	8,531	2,313	(1,044)
Uniform Expense	24,400	5,266	15,935	4,191	4,274
Business Insurance	376,679	30,260	240,684	0	135,995
Licenses & Inspections Expense	480	0	479	0	1
State Police Bridge Security	761,677	62,412	493,379	0	268,298
EZPass Equipment/Maintenance	184,421	19,175	119,894	3,545	60,981
EZPass Operating Expense	928,106	108,722	690,329	0	237,777
TOTAL	\$5,709,020	\$489,350	\$3,870,435	\$40,657	\$1,797,929

Delaware River Joint Toll Bridge Commission
Budget vs Actual
For the Eight Months Ending August 31, 2015

NEW HOPE - LAMBERTVILLE TOLL BRIDGE

	Budget 2015	Expended For The Month	Expended Year To Date	Encumbered	Budget Remaining Balance
Regular Employee Salaries	\$973,173	\$70,889	\$630,905	\$0	\$342,268
Part-Time Employee Wages	12,000	0	416	0	11,584
Summer Employee Wages	3,296	0	0	0	3,296
Overtime Wages	29,800	791	22,082	0	7,718
Pension Contributions	212,129	17,819	133,534	0	78,595
FICA Contributions	77,898	5,411	51,478	0	26,420
Regular Employee Healthcare Benefits	532,987	47,269	377,801	0	155,186
Life Insurance Benefits	7,836	677	5,478	0	2,358
Utility Expense	151,990	5,981	72,530	0	79,460
Office Expense	2,425	0	581	53	1,791
Telecommunication Expense	48,862	1,125	23,728	0	25,134
Information Technology Expense	7,900	7,725	7,725	0	175
Professional Development/Meetings/Memberships	2,120	0	250	0	1,870
Vehicle Maintenance Expense and Fuel	77,260	2,883	29,720	6,228	41,312
Operations Maintenance Expense	136,885	4,298	85,612	17,037	34,236
Toll Collection Expense	6,200	223	3,491	1,386	1,323
Uniform Expense	3,000	2,625	3,000	0	0
Business Insurance	266,510	20,763	167,441	0	99,068
Licenses & Inspections Expense	240	0	375	0	(135)
State Police Bridge Security	164,743	13,499	106,713	0	58,030
EZPass Equipment/Maintenance	147,537	16,710	94,888	2,835	49,813
EZPass Operating Expense	271,132	31,761	201,644	0	69,488
TOTAL	\$3,135,923	\$250,449	\$2,019,392	\$27,540	\$1,088,991

Delaware River Joint Toll Bridge Commission
Budget vs Actual
For the Eight Months Ending August 31, 2015

INTERSTATE - 78 TOLL BRIDGE

	Budget 2015	Expended For The Month	Expended Year To Date	Encumbered	Budget Remaining Balance
Regular Employee Salaries	\$2,231,654	\$167,686	\$1,435,114	\$0	\$796,540
Part-Time Employee Wages	80,000	2,047	24,652	0	55,348
Summer Employee Wages	16,400	3,952	9,714	0	6,686
Overtime Wages	47,900	788	46,482	0	1,418
Pension Contributions	482,105	36,514	273,635	0	208,470
FICA Contributions	181,968	13,190	115,889	0	66,079
Regular Employee Healthcare Benefits	1,190,240	106,211	843,208	0	347,032
Life Insurance Benefits	17,666	1,597	12,815	0	4,851
Utility Expense	122,000	1,894	68,821	0	53,179
Office Expense	6,430	38	1,995	163	4,272
Telecommunication Expense	55,500	1,634	24,416	0	31,084
Information Technology Expense	4,000	2,660	2,660	0	1,340
Professional Development/Meetings/Memberships	5,200	223	3,099	0	2,101
Vehicle Maintenance Expense and Fuel	74,500	3,410	37,410	0	37,090
Operations Maintenance Expense	194,722	26,353	183,650	27,173	(16,101)
Toll Collection Expense	11,300	865	4,985	2,181	4,135
Uniform Expense	21,000	4,689	21,587	0	(587)
Business Insurance	470,600	38,061	299,613	0	170,987
Licenses & Inspections Expense	1,000	150	1,121	0	(121)
State Police Bridge Security	886,799	72,664	574,427	0	312,371
EZPass Equipment/Maintenance	221,305	25,440	167,039	4,253	50,013
EZPass Operating Expense	1,415,508	165,818	1,052,728	0	362,780
TOTAL	\$7,737,796	\$675,885	\$5,205,059	\$33,769	\$2,498,968

Delaware River Joint Toll Bridge Commission
Budget vs Actual
For the Eight Months Ending August 31, 2015

EASTON - PHILLIPSBURG TOLL BRIDGE

	Budget 2015	Expended For The Month	Expended Year To Date	Encumbered	Budget Remaining Balance
Regular Employee Salaries	\$1,590,816	\$120,101	\$1,061,133	\$0	\$529,683
Part-Time Employee Wages	86,000	10,108	88,205	0	(2,205)
Summer Employee Wages	24,300	8,105	18,569	0	5,731
Overtime Wages	35,000	1,593	32,092	0	2,908
Pension Contributions	343,860	30,996	232,285	0	111,575
FICA Contributions	132,813	10,592	89,934	0	42,879
Regular Employee Healthcare Benefits	812,918	71,809	573,980	0	238,938
Life Insurance Benefits	12,788	1,080	8,782	0	4,005
Utility Expense	137,000	6,413	68,613	0	68,387
Office Expense	5,200	17	1,528	110	3,562
Telecommunication Expense	71,500	3,083	32,159	6,081	33,260
Information Technology Expense	2,200	2,300	2,300	0	(100)
Professional Development/Meetings/Memberships	4,500	0	4,291	0	209
Vehicle Maintenance Expense and Fuel	59,800	9,803	26,132	1,216	32,453
Operations Maintenance Expense	121,354	(2,913)	78,669	16,009	26,677
Toll Collection Expense	12,500	2,292	7,977	2,890	1,633
Uniform Expense	6,000	1,699	6,010	0	(10)
Business Insurance	181,735	15,507	120,488	0	61,248
Licenses & Inspections Expense	1,600	0	480	0	1,120
State Police Bridge Security	420,721	34,474	272,524	0	148,197
EZPass Equipment/Maintenance	184,421	19,905	119,164	3,545	61,711
EZPass Operating Expense	594,405	69,631	442,325	0	152,080
TOTAL	\$4,841,430	\$416,593	\$3,287,637	\$29,850	\$1,523,943

Delaware River Joint Toll Bridge Commission
Budget vs Actual
For the Eight Months Ending August 31, 2015

PORTLAND - COLUMBIA TOLL BRIDGE

	Budget 2015	Expended For The Month	Expended Year To Date	Encumbered	Budget Remaining Balance
Regular Employee Salaries	\$740,162	\$52,753	\$483,651	\$0	\$256,512
Part-Time Employee Wages	22,000	2,299	18,718	0	3,283
Summer Employee Wages	13,655	0	0	0	13,655
Overtime Wages	20,945	903	25,990	0	(5,045)
Pension Contributions	160,974	13,534	101,427	0	59,547
FICA Contributions	60,952	4,241	39,154	0	21,799
Regular Employee Healthcare Benefits	379,864	33,863	267,658	0	112,205
Life Insurance Benefits	5,955	393	3,183	0	2,772
Utility Expense	68,520	2,230	31,708	0	36,812
Office Expense	3,373	0	1,028	110	2,236
Telecommunication Expense	37,384	1,885	19,870	0	17,514
Information Technology Expense	2,400	2,300	2,300	0	100
Professional Development/Meetings/Memberships	1,200	0	144	0	1,056
Vehicle Maintenance Expense and Fuel	25,804	843	15,331	2,507	7,965
Operations Maintenance Expense	68,095	2,773	60,153	8,448	(506)
Toll Collection Expense	5,036	227	2,615	2,506	(85)
Uniform Expense	12,000	2,665	5,025	0	6,975
Business Insurance	140,389	11,457	89,984	0	50,405
Licenses & Inspections Expense	600	75	796	0	(196)
State Police Bridge Security	97,491	7,988	63,150	0	34,341
EZPass Equipment/Maintenance	110,652	12,638	70,631	2,128	37,893
EZPass Operating Expense	128,765	15,084	95,814	0	32,951
TOTAL	\$2,106,217	\$168,151	\$1,398,330	\$15,699	\$692,188

Delaware River Joint Toll Bridge Commission
Budget vs Actual
For the Eight Months Ending August 31, 2015

DELAWARE WATER GAP TOLL BRIDGE

	Budget 2015	Expended For The Month	Expended Year To Date	Encumbered	Budget Remaining Balance
Regular Employee Salaries	\$2,223,319	\$161,872	\$1,465,669	\$0	\$757,650
Part-Time Employee Wages	110,000	10,752	68,635	0	41,365
Summer Employee Wages	8,200	2,957	4,657	0	3,543
Overtime Wages	37,230	1,007	46,250	0	(9,020)
Pension Contributions	478,106	43,654	327,145	0	150,961
FICA Contributions	181,974	13,403	121,675	0	60,299
Regular Employee Healthcare Benefits	1,215,565	107,346	856,921	0	358,644
Life Insurance Benefits	17,857	1,644	13,439	0	4,418
Utility Expense	92,400	3,341	42,206	0	50,194
Office Expense	5,649	563	2,484	216	2,950
Telecommunication Expense	46,336	1,428	21,031	0	25,305
Information Technology Expense	2,400	2,300	2,300	0	100
Professional Development/Meetings/Memberships	2,000	297	1,829	0	171
Vehicle Maintenance Expense and Fuel	66,574	9,268	35,989	0	30,585
Operations Maintenance Expense	119,270	6,987	103,578	8,122	7,570
Toll Collection Expense	8,138	383	5,413	1,906	819
Uniform Expense	10,500	4,752	9,582	215	703
Business Insurance	389,107	31,787	250,304	0	138,803
Licenses & Inspections Expense	1,000	0	842	0	158
State Police Bridge Security	692,339	56,730	449,989	0	242,350
EZPass Equipment/Maintenance	221,305	26,304	166,159	4,249	50,897
EZPass Operating Expense	1,062,765	124,496	790,430	0	272,334
TOTAL	\$6,992,034	\$611,270	\$4,786,528	\$14,707	\$2,190,799

Delaware River Joint Toll Bridge Commission
Budget vs Actual
For the Eight Months Ending August 31, 2015

MILFORD - MONTAGUE TOLL BRIDGE

	Budget 2015	Expended For The Month	Expended Year To Date	Encumbered	Budget Remaining Balance
Regular Employee Salaries	\$723,211	\$53,062	\$455,245	\$0	\$267,966
Part-Time Employee Wages	18,500	3,036	25,805	0	(7,305)
Summer Employee Wages	13,655	3,501	7,071	0	6,584
Overtime Wages	24,250	1,036	22,637	0	1,613
Pension Contributions	158,088	14,281	107,022	0	51,067
FICA Contributions	59,641	4,598	38,651	0	20,990
Regular Employee Healthcare Benefits	379,864	33,864	265,288	0	114,576
Life Insurance Benefits	5,817	457	3,636	0	2,181
Utility Expense	57,050	3,128	42,956	0	14,094
Office Expense	3,373	16	1,442	110	1,822
Telecommunication Expense	30,292	1,426	15,787	0	14,506
Information Technology Expense	2,400	2,300	2,300	0	100
Professional Development/Meetings/Memberships	1,200	40	155	0	1,045
Vehicle Maintenance Expense and Fuel	32,620	2,249	19,785	2,250	10,586
Operations Maintenance Expense	72,585	4,781	63,733	5,803	3,050
Toll Collection Expense	3,945	227	2,077	906	961
Uniform Expense	9,500	2,420	4,678	0	4,822
Business Insurance	109,290	9,075	72,463	0	36,828
Licenses & Inspections Expense	500	0	42	0	458
State Police Bridge Security	86,021	7,049	55,720	0	30,301
EZPass Equipment/Maintenance	110,652	12,664	70,606	2,128	37,919
EZPass Operating Expense	133,299	15,615	99,149	0	34,150
TOTAL	\$2,035,755	\$174,824	\$1,376,246	\$11,196	\$648,313

Delaware River Joint Toll Bridge Commission
Budget vs Actual
For the Eight Months Ending August 31, 2015

SOUTHERN DIVISION TOLL SUPPORTED BRIDGES

	Budget 2015	Expended For The Month	Expended Year To Date	Encumbered	Budget Remaining Balance
Regular Employee Salaries	\$1,926,230	\$143,843	\$1,196,986	\$0	\$729,244
Overtime Wages	54,320	475	39,731	0	14,589
Pension Contributions	418,886	30,120	225,718	0	193,168
FICA Contributions	151,512	10,927	88,895	0	62,617
Regular Employee Healthcare Benefits	1,064,796	94,611	713,326	0	351,470
Life Insurance Benefits	15,505	1,210	9,632	0	5,874
Utility Expense	65,740	3,771	38,570	0	27,170
Telecommunication Expense	8,100	77	4,182	0	3,918
Professional Development/Meetings/Memberships	2,250	0	0	0	2,250
Vehicle Maintenance Expense and Fuel	14,300	0	3,791	0	10,509
Operations Maintenance Expense	75,950	1,272	21,323	13,449	41,178
Uniform Expense	12,200	11,077	11,434	758	8
Business Insurance	480,383	38,170	302,356	0	178,028
Licenses & Inspections Expense	900	90	842	0	58
State Police Bridge Security	1,610,418	131,957	1,043,154	0	567,264
TOTAL	\$5,901,492	\$467,601	\$3,699,940	\$14,207	\$2,187,345

Delaware River Joint Toll Bridge Commission
Budget vs Actual
For the Eight Months Ending August 31, 2015

NORTHERN DIVISION TOLL SUPPORTED BRIDGES

	Budget 2015	Expended For The Month	Expended Year To Date	Encumbered	Budget Remaining Balance
Regular Employee Salaries	\$1,556,452	\$116,893	\$1,015,316	\$0	\$541,136
Overtime Wages	51,192	2,828	30,797	0	20,395
Pension Contributions	316,965	25,543	191,423	0	125,543
FICA Contributions	121,401	9,026	79,083	0	42,319
Regular Employee Healthcare Benefits	835,701	74,022	600,889	0	234,812
Life Insurance Benefits	11,455	995	8,083	0	3,372
Utility Expense	54,391	2,984	23,023	0	31,368
Office Expense	1,000	0	295	0	705
Telecommunication Expense	20,900	364	5,637	0	15,263
Professional Development/Meetings/Memberships	1,100	0	650	0	450
Vehicle Maintenance Expense and Fuel	3,320	196	1,347	0	1,973
Operations Maintenance Expense	40,000	1,856	22,594	3,949	13,457
Uniform Expense	5,300	2,122	5,261	0	40
Business Insurance	192,326	16,059	125,435	0	66,891
Licenses & Inspections Expense	630	0	443	0	187
State Police Bridge Security	493,187	40,412	319,464	0	173,723
TOTAL	\$3,705,321	\$293,300	\$2,429,738	\$3,949	\$1,271,635

DELAWARE RIVER JOINT TOLL BRIDGE COMMISSION SYSTEM
STATEMENT OF REVENUE AND EXPENSES FOR THE EIGHT MONTHS ENDED AUGUST 31, 2015

	T-M	NH-L	L-78	E-P	P-C	DWG	M-M	SDTS	NDTS	ADM	TOTAL 2015	TOTAL 2014
TOLL REVENUE												
Net Toll Revenue	10,356,590	2,047,352	39,360,046	5,807,995	1,625,710	21,490,202	1,082,162	-	-	-	81,770,056	78,104,940
EZPass Fee	127,355	36,976	189,940	86,632	17,739	147,530	18,426	-	-	-	624,597	518,160
Net Violation Fee Income	138,185	57,583	788,139	77,952	(14,370)	434,964	34,682	-	-	-	1,517,134	980,574
REVENUE FROM TOLL	\$ 10,622,130	\$ 2,141,911	\$ 40,338,125	\$ 5,972,579	\$ 1,629,078	\$ 22,072,696	\$ 1,135,269	\$ -	\$ -	\$ -	\$ 83,911,788	\$ 79,603,674
OPERATING EXPENSE												
Regular Employee Salaries	1,003,835	630,905	1,435,114	1,061,133	483,651	1,465,669	455,245	1,196,986	1,015,316	3,073,568	11,821,421	11,168,521
Part-Time Employee Wages	49,881	416	24,652	88,205	18,718	68,635	25,805	-	-	-	276,310	338,704
Summer Employee Wages	26,178	-	9,714	18,569	-	4,657	7,071	-	-	7,544	73,734	79,331
Overtime Wages	31,200	22,082	46,482	32,092	25,990	46,250	22,637	39,731	30,797	9,390	306,651	256,353
Pension Contributions	214,286	133,534	273,635	232,285	101,427	327,145	107,022	225,718	191,423	625,833	2,432,307	1,863,775
FICA Contributions	87,029	51,478	115,889	89,934	39,154	121,675	38,651	88,895	79,083	285,714	997,501	942,497
Regular Employee Healthcare Benefits	612,780	377,801	843,208	573,980	267,658	856,921	265,288	713,326	600,889	1,277,925	6,389,776	5,345,800
Life Insurance Benefits	9,767	5,478	12,815	8,782	3,183	13,439	3,636	9,632	8,083	29,972	104,787	79,373
Unemployment Compensation Benefits	-	-	-	-	-	-	-	-	-	36,625	36,625	9,999
Retirees Expense	-	-	-	-	-	-	-	-	-	-	-	1,650,000
Utility Expense	90,797	72,530	68,821	68,613	31,708	42,206	42,956	38,570	23,023	-	479,223	505,428
Office Expense	2,202	581	1,995	1,528	1,028	2,484	1,442	-	295	106,371	117,924	130,587
Telecommunication Expense	30,932	23,728	24,416	32,159	19,870	21,031	15,787	4,182	5,637	147,836	325,567	371,477
Information Technology Expense	6,985	7,725	2,660	2,300	2,300	2,300	2,300	-	-	242,272	268,842	197,979
Professional Development/Meetings	357	250	3,099	4,291	144	1,829	155	-	650	73,587	84,361	78,630
Vehicle Maintenance Expense and Fuel	52,113	29,720	37,410	26,132	15,331	35,989	19,785	3,791	1,347	337	221,954	266,908
Operations Maintenance Expense	82,863	85,612	183,650	78,669	60,153	103,578	63,733	21,323	22,594	-	702,175	532,430
ESS Operating Maintenance Expense	-	-	-	-	-	-	-	-	-	772,774	772,774	722,156
Commission Expense	-	-	-	-	-	-	-	-	-	10,945	10,945	7,974
Toll Collection Expense	8,531	3,491	4,985	7,977	2,615	5,413	2,077	-	-	24,773	35,089	24,773
Uniform Expense	15,935	3,000	21,587	6,010	5,025	9,582	4,678	11,434	5,261	1,904	84,416	15,817
Business Insurance	240,684	167,441	299,613	120,488	89,984	250,304	72,463	302,356	125,435	143,941	1,812,708	1,801,528
Licenses & Inspections Expense	479	375	1,121	480	796	842	42	842	443	-	5,420	2,025
Advertising	-	-	-	-	-	-	-	-	-	1,202	1,202	3,804
Professional Services	-	-	-	-	-	-	-	-	-	580,168	580,168	945,091
State Police Bridge Security	493,379	106,713	574,427	272,524	63,150	449,989	55,720	1,043,154	319,464	-	3,378,521	2,977,971
EZPass Equipment/Maintenance	119,894	94,888	167,039	119,164	70,631	166,159	70,606	-	-	-	808,381	566,094
General Contingency	-	-	-	-	-	-	-	-	-	-	-	17,708
EZPass Operating Expense	690,329	201,644	1,052,728	442,325	95,814	790,430	99,149	-	-	-	3,372,419	3,076,768
TOTAL OP, MAINT, & ADM	\$ 3,870,435	\$ 2,019,392	\$ 5,203,059	\$ 3,287,637	\$ 1,398,330	\$ 4,786,528	\$ 1,376,246	\$ 3,699,940	\$ 2,429,738	\$ 7,427,897	\$ 35,501,201	\$ 33,979,397
OTHER OPERATING INC/EXP												
Other Operating Income	-	-	697	198	-	-	-	-	-	154,036	154,930	268,856
TOTAL OTHER OP INC	\$ -	\$ -	\$ 697	\$ 198	\$ -	\$ -	\$ -	\$ -	\$ -	\$ 154,036	\$ 154,930	\$ 268,856
NET OPERATING INC	\$6,751,696	\$122,519	\$35,133,762	\$2,685,139	\$230,749	\$17,286,167	\$5248,977	\$53,699,940	\$52,429,738	\$57,273,861	\$ 48,565,517	\$ 45,893,133
NON-OPERATING REV/EXP												
Interest Revenue	-	-	-	-	-	-	-	-	-	-	619,588	514,810
Other Non-Operating Revenue	-	-	-	-	-	-	-	-	-	-	5,292	-
Interest Expense	-	-	-	-	-	-	-	-	-	-	(10,214,030)	(10,086,980)
Depreciation Expense	-	-	-	-	-	-	-	-	-	-	(13,460,459)	(11,702,182)
OP&B Asset Expense	-	-	-	-	-	-	-	-	-	-	-	-
TOTAL NON-OPERATING REV/EXP	\$ -	\$ -	\$ -	\$ -	\$ -	\$ -	\$ -	\$ -	\$ -	\$ -	\$(23,049,608)	\$(21,274,355)
CHANGE IN NET ASSETS											\$(25,515,905)	\$24,618,780

DELAWARE RIVER JOINT TOLL BRIDGE COMMISSION

Meeting of September 28th, 2015

ADMINISTRATION

The following Pages reflect the reports on those items assigned to the Administration Department. Each item is reported separately and page numbered accordingly.

DELAWARE RIVER JOINT TOLL BRIDGE COMMISSION

Meeting of September 28, 2015

PURCHASING REPORT INDEX

MONTHS OF JULY/AUGUST 2015

SUBJECT	DESCRIPTION	PAGE NUMBER
Purchasing	Monthly Purchasing Report Covering the Month of July, 2015	1-3
Purchasing	Monthly Purchasing Report Covering the Month of August, 2015	4-6
Purchasing	Supplemental Monthly Purchase Report Lessors, Maintenance and Service Contracts Expiring Between September 2015 and December 2015	7-14

DELAWARE RIVER JOINT TOLL BRIDGE COMMISSION

Meeting of September 28, 2015

MONTHLY PURCHASING REPORT

JULY 2015

This report itemizes all orders for purchases made for the month of July 2015, showing the divisions chargeable for the expense and the source of authority for issuance of the purchase order. This authority is broken into three categories:

- (1) By authority of the Commission
- (2) By authority of the Executive Director or his designate
- (3) By authority of the Superintendent

The purchasing activities for the month culminated in the preparation and placement of 37 purchase orders in the total amount of \$160,712.84. To secure competitive prices on items being purchased, 18 price inquiries were sent out for 6 of the requisitions leading to purchase orders, an average of 3.0 per order ($18/6 = 3.0$).

Procurements of over \$5,000.00 during the period of July 2015 are shown below:

- A Purchase Order was issued, in the total amount of \$78,276.55, for the approved Capital vehicle purchase of a 2016 Ford F-350 Utility Truck for District II.
- A Purchase Order was issued, in the total amount of \$15,782.00, for the Commission's traffic counter demonstration project.
- A Purchase Order was issued, in the total amount of \$9,642.28, for vehicle tires for the Delaware Water Gap Facility.
- A Purchase Orders was issued, in the total amount of \$8,511.48, for Commission uniform needs at our Delaware Water Gap Facility.
- A Purchase Order was issued, in the total amount of \$5,521.70, for truck repairs due to a vehicular accident at the New Hope-Lambertville Facility. An insurance claim has been submitted for reimbursement to the Commission by the carrier.

In addition to the practices employed incidental to purchase of materials, etc., from vendors on a direct basis, the Commission also purchases via direct utilization of the purchasing processes of the State of New Jersey, the Commonwealth of Pennsylvania and other joint purchasing arrangements.

DELAWARE RIVER JOINT TOLL BRIDGE COMMISSION
REPORT OF PURCHASING ACTIVITIES

July 2015

PO Number	Vendor Name	General Description	Req Dept	Contract/Resolution/ Comment	** BY AUTHORITY OF **		
					Commission	Director	Dist. Supt.
20150400	SUPERIOR PLUS ENERGY SERVICES, INC	UNLEADED 87 OCT GAS	TM	PA 4400013242		1,394.76	
20150401	DELL MARKETING LP	SERVER HARD DRIVE REPLACEMENTS	IT	PA COSTARS 3		1,056.35	
20150402	DICK MILHAM	TRUCK REPAIR	PC			2,633.47	
20150403	SOLARWINDS, INC.	NETWORK MONITORING RENEWAL	IT			395.00	
20150404	SOLARWINDS, INC.	NETWORK MONITORING RENEWAL	IT			1,848.00	
20150405	ARAMSCO	CLASS III SAFETY VEST	DWG	NJ 81352		653.40	
20150406	STARR UNIFORM	CLOTHING: MAINTENANCE	DWG	PA COSTARS 12		8,511.48	
20150407	GRAINGER	A/C HEATER UNIT FOR TOLL BOOTH	EP	NJ M0002		799.84	
20150408	STARR UNIFORM	CLOTHING: OFFICER	EP	PA COSTARS 12		403.60	
20150409	KENCOR ELEVATOR SYSTEMS	MONTHLY ELEVATOR MAINTENANCE	TM			807.00	
20150410	KENCOR ELEVATOR SYSTEMS	MONTHLY ELEVATOR MAINTENANCE	NHL			378.00	
20150411	SIGNAL SERVICE INC CAPITAL RESERVE	TRAFFIC COUNTER SYSTEM	ENG	FIN-2674-12-14	15,782.00		
20150412	SERVICE TIRE TRUCK CTRS	TIRES-37	DWG			9,642.28	
20150413	CRAFTMASTER HARDWARE	MORTISE LOCKS	DWG			1,105.65	
20150414	TURTLE & HUGHES	ELECTRICAL PARTS/SUPPLIES	DWG			3,316.86	
20150415	INTEGRITY MECHANICAL INC.	HVAC REPAIRS	TM			351.88	
20150416	ARAMSCO	CLASS III SAFETY VESTS	TM	NJ 81352		239.58	
20150417	STARR UNIFORM	CLOTHING: TOLL	TM	PA COSTARS 12		2,446.56	
20150418	STARR UNIFORM	CLOTHING: TOLL	TM	PA COSTARS 12		269.20	
20150419	MORITZ EMBROIDERY	CLOTHING: CORPORAL	TM			390.00	
20150420	BODY WORK BY BERNARD, INC	TRUCK REPAIRS	NHL			5,521.70	

DELAWARE RIVER JOINT TOLL BRIDGE COMMISSION
REPORT OF PURCHASING ACTIVITIES
July 2015

PO Number	Vendor Name	General Description	Req Dept	Contract/Resolution/ Comment	Commission	Director	Dist. Supt.
20150421	PITNEY BOWES	POSTAGE, METER REFILL \$2000.00	EO			2,000.00	
20150422	DAS MANUFACTURING, INC.	CURB MARKERS	TM			433.86	
20150423	EASTERN TIME, INC.	FIRE ALARM INSPECTION/TESTING	MULTI			1,150.00	
20150424	TILLEY FIRE EQUIPMENT INC.	FIRE ALARM INSPECTION/TESTING	MULTI			3,180.00	
20150425	SOFTMART GOVERNMENT SERVICES	SYMANTEC BACKUP MAINT RENEWAL	IT	PA COSTARS 6		3,061.98	
20150426	SOFTMART GOVERNMENT SERVICES	ANTI-VIRUS MAINTENANCE RENEWAL	IT	PA COSTARS 6		4,085.00	
20150427	MALWAREBYTES CORP	MALWAREBYTES MAINT RENEWAL	IT			2,287.50	
20150428	ARAMISCO	CLASS III SAFETY VESTS	EP	NJ 81352		566.28	
20150429	DICK MILHAM	EMERGENCY ENGINE REPAIR F350	EP			3,024.84	
20150430	JAMAR TECHNOLOGIES INC	TRAFFIC COUNTER TESTING & PART	NHL			289.00	
20150431	FRED BEANS OF WEST CHESTER CAPITAL RESERVE	2016 FORD F-350 UTILITY TRUCK	EP	PA COSTARS 25	78,276.55		
20150432	GRAINGER	A/C HEATER UNIT FOR TOLL BOOTH	EP			799.84	
20150433	OTIS ELEVATOR COMPANY	EMERGENCY ELEVATOR REPAIR	EP			285.00	
20150434	RUMSEY ELECTRIC	HIGHWAY LIGHT POLE REPLACEMENT	PC			2,664.00	
20150435	WARREN CO HEALTH DEPARTMENT	WARREN CNTY HAZMAT CHARGES	EP			310.50	
20150436	INTEGRITY MECHANICAL INC.	HVAC REPAIRS	TM			351.88	
Purchase Order Count: 37							
AUTHORITY TOTALS:					\$94,058.55	\$66,654.29	\$0.00
GRAND TOTAL:					\$160,712.84		

DELAWARE RIVER JOINT TOLL BRIDGE COMMISSION

Meeting of September 28, 2015

MONTHLY PURCHASING REPORT

AUGUST 2015

This report itemizes all orders for purchases made for the month of August, 2015, showing the divisions chargeable for the expense and the source of authority for issuance of the purchase order. This authority is broken into three categories:

- (1) By authority of the Commission
- (2) By authority of the Executive Director or his designate
- (3) By authority of the Superintendent

The purchasing activities for the month culminated in the preparation and placement of 34 purchase orders in the total amount of \$130,960.95. To secure competitive prices on items being purchased, 25 price inquiries were sent out for 8 of the requisitions leading to purchase orders, an average of 3.12 per order ($25/8 = 3.12$).

Procurements of over \$5,000.00 during the period of August 2015 are shown below:

- A Purchase Order was issued, in the total amount of \$71,346.00, for ESS camera equipment repairs and upgrades at our Portland-Columbia Toll Bridge Facility.
- A Purchase Order was issued, in the total amount of \$21,500.00, for guide rail repairs and attenuator services at the I-78 Toll Bridge Plaza.
- A Purchase Order was issued, in the total amount of \$5,236.67, for the bucket truck inspection and repair for our Easton-Phillipsburg Facility.

In addition to the practices employed incidental to purchase of materials, etc., from vendors on a direct basis, the Commission also purchases via direct utilization of the purchasing processes of the State of New Jersey, the Commonwealth of Pennsylvania and other joint purchasing arrangements.

DELAWARE RIVER JOINT TOLL BRIDGE COMMISSION
REPORT OF PURCHASING ACTIVITIES

August 2015

PO Number	Vendor Name	General Description	Req Dept	Contract/Resolution/ Commitment	** BY AUTHORITY OF **		
					Commission	Director	Dist. Supt.
20150437	GRAINGER	TOLL BOOTH FLOORING	EP	NJ M002-79875		1,100.00	
20150438	JW SCOTT	FUEL PUMP REPAIRS	TM			200.00	
20150439	STARR UNIFORM	CLOTHING: EMPLOYEE	TM	PA COSTARS 12		872.93	
20150440	ARAMSCO	FLOOR DRAIN SEALS	EP			516.88	
20150441	A & B WIPERS	WIPING RAGS	I78			531.25	
20150442	JW SCOTT	REPAIRS TO FUEL PUMP	TM			585.00	
20150443	HOOVER TRUCK CENTER	OIL PAN REPLACEMENT	MM			706.59	
20150444	SCHNEIDER ELECTRIC BUILDING AMERICAS, INC. CAPITAL RESERVE	ESS EQUIPMENT REPAIR/UPGRADE	ESS	ENG-2313-06-13	71,346.00		
20150445	FRED BEANS PARTS, INC	AUTO FILTERS	EP	PA 4400012478			498.78
20150446	BODY WORK BY BERNARD, INC	AUTOMOTIVE REPAIRS	NHL			1,235.96	
20150447	STARR UNIFORM	CLOTHING: MAINTENANCE	EP	PA COSTARS 12			2,062.75
20150448	GOVCONNECTION, INC.	CRYSTAL REPORTS SERVER MAINT.	IT	PA COSTARS 3		1,635.00	
20150449	GRAINGER	CABLE FINDER	PC	NJ 72605		2,419.35	
20150450	INTEGRITY MECHANICAL INC.	HVAC REPAIRS	TM			525.00	
20150451	INTEGRITY MECHANICAL INC.	HVAC REPAIRS	TM			643.31	
20150452	J. FLETCHER CREAMER & SONS, INC	GUIDE RAIL/ATTENUATOR SERVICE	EP	TTS-634AR	21,500.00		
20150453	INTEGRITY MECHANICAL INC.	HVAC REPAIRS	TM			1,561.61	
20150454	MOORLAND STUDIOS INC.	CLEANING OF MARBLE PLAQUE	NHL			680.00	
20150455	BEST LINE EQUIPMENT	REPAIR BOB CAT LOADER	NHL			814.79	
20150456	STARR UNIFORM	CLOTHING: TOLL COLLECTOR	I78	PA COSTARS 12		1,462.37	
20150457	WHITEHALL TURF EQUIPMENT	LAWN AND LITTER VACUUM	I78			1,725.00	

**DELAWARE RIVER JOINT TOLL BRIDGE COMMISSION
REPORT OF PURCHASING ACTIVITIES**

August 2015

PO Number	Vendor Name	General Description	Req Dept	Contract/Resolution/ Comment	** BY AUTHORITY OF **		
					Commission	Director	Dist. Supt.
20150458	CUTTING EDGE	TOUGH CUT MOWER	TM	PA 4400011404		475.50	
20150459	AERO INDUSTRIES	SPRING FOR DUMP BODY COVER	EP				418.52
20150460	AL'S COLLISION INC	SUV COLLISION REPAIRS	NHL		2,359.23		
20150461	SARTINI PLUMBING AND HEATING	SEWAGE PUMP REPAIR	I78		495.00		
20150462	SHI INTERNATIONAL CORP.	NESSUS SECURITY SCANNER MAINT.	IT	PA COSTARS 6	1,204.12		
20150463	S & S INDUSTRIAL EQUIPMENT SUPPLY CO	OIL DRY	NHL		1,177.60		
20150464	BILLOWS ELECTRIC SUPPLY	ELECTRICAL EQUIPMENT SUPPLIES	EP		3,408.83		
20150465	GRAINGER	BATTERY CHARGER/STARTER	NHL		250.00		
20150466	HOOVER TRUCK CENTER	DUMP TRUCK REPAIR PARTS	NHL		1,249.43		
20150467	VERSALIFT EAST, INC.	BUCKET TRUCK REPAIR/INSPECTION	EP		5,236.67		
20150468	INTEGRITY MECHANICAL INC.	EMERGENCY HVAC REPAIR	MM		324.47		
20150469	STARR UNIFORM	CLOTHING: TOLL COLLECTOR	EP	PA COSTARS 12	201.00		
20150470	METRO FUEL INJECTION SERVICE	WELDER INJECTION PUMP	MM		1,538.01		
Purchase Order Count: 34					AUTHORITY TOTALS:	\$92,846.00	\$35,134.90
					GRAND TOTAL:	\$130,960.95	\$2,980.05

DELAWARE RIVER JOINT TOLL BRIDGE COMMISSION

Meeting of September 28, 2015

**SUPPLEMENTAL MONTHLY PURCHASING REPORT
LESSORS, MAINTENANCE AND SERVICE CONTRACTS
EXPIRING BETWEEN SEPTEMBER 2015 AND DECEMBER 2015**

As requested by Commission Members at the August 31, 1998 meeting, reproduced hereunder are all lessors, maintenance and service contracts that will expire within a three-month period, from September, 2015 through December, 2015.

DELAWARE RIVER JOINT TOLL BRIDGE COMMISSION

MEETING OF SEPTEMBER 28, 2015

LESSOR'S, MAINTENANCE AND SERVICE CONTRACTS

TRENTON-MORRISVILLE TOLL BRIDGE			
<i>VENDOR</i>	<i>PAYMENT AMOUNT</i>	<i>DESCRIPTION OF SERVICES</i>	<i>PAYMENT/CONTRACT PERIOD</i>
Morton Salt, Inc.	\$40,657.50	Sodium Chloride Rock Salt	January 1, 2015 Through December 31, 2015
Quench	\$1,591.80	Service Contract (5) Water Coolers	January 1, 2015 Through December 31, 2015
American Tower Corp.	\$16,180.00	Tower Rental	January 1, 2015 Through December 31, 2015
Kencor Elevator Systems	\$3,228.00	Maintenance Contract for Elevator	January 1, 2015 Through December 31, 2015
Waste Management	\$7,056.00	Municipal Waste & Recycling Service	January 1, 2015 Through December 31, 2015
Century Pest	\$280.00	Service Contract for Spider & Ant Control	April 1, 2015 Through October 31, 2015
EMR	\$2,150.00	Preventative Maintenance and Inspection of HVAC System	January 1, 2015 Through December 31, 2015

DELAWARE RIVER JOINT TOLL BRIDGE COMMISSION

MEETING OF SEPTEMBER 28, 2015

LESSOR'S, MAINTENANCE AND SERVICE CONTRACTS

NEW HOPE-LAMBERTVILLE TOLL BRIDGE			
<i>VENDOR</i>	<i>PAYMENT AMOUNT</i>	<i>DESCRIPTION OF SERVICES</i>	<i>PAYMENT/CONTRACT PERIOD</i>
Morton Salt, Inc.	\$37,538.55	Sodium Chloride Rock Salt	January 1, 2015 Through December 31, 2015
Quench	\$955.08	Service Contract for (3) Water Coolers	January 1, 2015 Through December 31, 2015
Crystal Springs Inc.	\$223.63	Service Contract for Bottled Water for District I Toll-Supported Bridges	January 1, 2015 Through December 31, 2015
Kencor Elevator Systems	\$1,512.00	Maintenance Contract for Elevator	January 1, 2015 Through December 31, 2015
Waste Management	\$3,952.00	Municipal Waste Service Contract	January 1, 2015 Through December 31, 2015
S & G Water Conditioning	\$1,000.00	Water Testing for NHL	January 1, 2015 Through December 31, 2015
Century Pest	\$525.00	Service Contract for Spider & Ant Control	January 1, 2015 Through December 31, 2015
EMR	\$1,900.00	Preventative Maintenance and Inspection of HVAC System	April 1, 2015 Through October 31, 2015
Cascade	\$529.20	Service Contract for Water Treatment	January 1, 2015 Through December 31, 2015
Tilley	\$580.00	Testing of Fire Alarm Signaling	January 1, 2015 Through December 31, 2015

DELAWARE RIVER JOINT TOLL BRIDGE COMMISSION

MEETING OF SEPTEMBER 28, 2015

LESSOR'S, MAINTENANCE AND SERVICE CONTRACTS

EASTON-PHILLIPSBURG TOLL BRIDGE			
<i>VENDOR</i>	<i>PAYMENT AMOUNT</i>	<i>DESCRIPTION OF SERVICES</i>	<i>PAYMENT/CONTRACT PERIOD</i>
Morton Salt. Inc.	45,324.77	Sodium Chloride Rock Salt	January 1, 2015 Through December 31, 2015
Industrial Commercial Communications	\$18,243.12	Lease Agreement for Radio Tower Site located in Gravel Hill, New Jersey (Hunterdon County) (Monthly Payments of \$1,419.17)	January 1, 2015 Through December 31, 2015
Quench	\$1,273.4	Water Cooler Contract	January 1, 2015 Through December 31, 2015
Otis Elevator	\$1,800.00	Maintenance Contract for Elevator	January 1, 2015 Through December 31, 2015
Shammy Shine	\$1,500.00	Car Wash Service for NJ Clean Water Act	January 1, 2015 Through December 31, 2015
AIM	\$455.00	Service Contract for Spider & Ant Control	April 1, 2015 Through October 31, 2015
EMR	\$340.00	Preventative Maintenance and Inspection of HVAC System	January 1, 2015 Through December 31, 2015
Tilley	\$562.00	Annual Fire Alarm Testing and Inspection	January 1, 2015 Through December 31, 2015

DELAWARE RIVER JOINT TOLL BRIDGE COMMISSION

MEETING OF SEPTEMBER 28, 2015

LESSOR'S, MAINTENANCE AND SERVICE CONTRACTS

I-78 TOLL BRIDGE			
<i>VENDOR</i>	<i>PAYMENT AMOUNT</i>	<i>DESCRIPTION OF SERVICES</i>	<i>PAYMENT/CONTRACT PERIOD</i>
Morton Salt, Inc.	\$136,903.70	Sodium Chloride Rock Salt	January 1, 2015 Through December 31, 2015
Quench	\$955.08	Service contract (3) Water Coolers	January 1, 2015 Through December 31, 2015
Kencor Elevator Systems	\$1,512.00	Maintenance Contract for Elevator	January 1, 2015 Through December 31, 2015
Chrin Hauling	\$4,570.80	Municipal Waste Service Contract	January 1, 2015 Through December 31, 2015
AIM	\$525.00	Service Contract for Spider and Ant Control	April 1, 2015 Through October 31, 2015
Simplex Grinnell	\$336.15	Maintenance Contract for Master Clock	January 1, 2015 Through December 31, 2015
EMR	\$1,880.00	Preventative Maintenance and Inspection of HVAC System	January 1, 2015 Through December 31, 2015
Tilley	\$423.88	Annual Fire Alarm Testing and Inspection	January 1, 2015 Through December 31, 2015

DELAWARE RIVER JOINT TOLL BRIDGE COMMISSION

MEETING OF SEPTEMBER 28, 2015

LESSOR'S, MAINTENANCE AND SERVICE CONTRACTS

PORTLAND-COLUMBIA TOLL BRIDGE			
<i>VENDOR</i>	<i>PAYMENT AMOUNT</i>	<i>DESCRIPTION OF SERVICES</i>	<i>PAYMENT/CONTRACT PERIOD</i>
Cargill Incorporated	\$23,658.06	Sodium Chloride Rock Salt	January 1, 2015 Through December 31, 2015
Quench	\$636.72	Service Contract (2) Water Coolers	January 1, 2015 Through December 31, 2015
Waste Management	\$1,040.00	Municipal Waste Service Contract	January 1, 2015 Through December 31, 2015
EMR	\$300.00	Preventative Maintenance and Inspection of HVAC System	January 1, 2015 Through December 31, 2015
Aim	\$385.00	Service Contract for Spider and Ant Control	April 1, 2015 Through October 31, 2015
Tilley	\$341.96	Annual Fire Alarm Testing and Inspection	January 1, 2015 Through December 31, 2015

DELAWARE RIVER JOINT TOLL BRIDGE COMMISSION

MEETING OF SEPTEMBER 28, 2015

LESSOR'S, MAINTENANCE AND SERVICE CONTRACTS

DELAWARE WATER GAP TOLL BRIDGE			
<i>VENDOR</i>	<i>PAYMENT AMOUNT</i>	<i>DESCRIPTION OF SERVICES</i>	<i>PAYMENT/CONTRACT PERIOD</i>
Cargill Incorporated	\$55,030.80	Sodium Chloride Rock Salt	January 1, 2015 Through December 31, 2015
Quench	\$1,591.80	Service Contract (5) Water Coolers	January 1, 2015 Through December 31, 2015
Waste Management	\$2,080.00	Municipal Waste Service Contract	January 1, 2015 Through December 31, 2015
EMR	\$1,900.00	Preventative Maintenance and Inspection of HVAC System	January 1, 2015 Through December 31, 2015
Aim	\$455.00	Service Contract for Spider and Ant Control	April 1, 2015 Through October 31, 2015
Tilley	\$416.52	Annual Fire Alarm Testing and Inspection	January 1, 2015 Through December 31, 2015

DELAWARE RIVER JOINT TOLL BRIDGE COMMISSION

MEETING OF SEPTEMBER 28, 2015

LESSOR'S, MAINTENANCE AND SERVICE CONTRACTS

MILFORD-MONTAGUE TOLL BRIDGE			
<i>VENDOR</i>	<i>PAYMENT AMOUNT</i>	<i>DESCRIPTION OF SERVICES</i>	<i>PAYMENT/CONTRACT PERIOD</i>
Cargill Incorporated	\$42,419.12	Sodium Chloride Rock Salt	January 1, 2015 Through December 31, 2015
Quench	\$636.72	Service Contract (2) Water Coolers	January 1, 2015 Through December 31, 2015
Waste Management	\$1,456.00	Municipal Waste Service Contract	January 1, 2015 Through December 31, 2015
Aim	\$385.00	Service Contract for Spider and Ant Control	April 1, 2015 Through October 31, 2015
EMR	\$380.00	Preventative Maintenance and Inspection of HVAC System	January 1, 2015 Through December 31, 2015
Tilley	\$341.96	Annual Fire Alarm Testing and Inspection	January 1, 2015 Through December 31, 2015

Delaware River Joint Toll Bridge Commission
Meeting of September 28, 2015

E-Z PASS REPORT
CUSTOMER SERVICE CENTER/VIOLATIONS PROCESSING CENTER OPERATIONS (CSC/VPC)
REPORT FOR THE E-ZPASS SYSTEM
JULY/AUGUST 2015

SUBJECT	DESCRIPTION	PAGE NUMBER
E-ZPass CSC/VPC Operations Report	E-ZPass CSC/VPC Operations Report July/August	1-3

Delaware River Joint Toll Bridge Commission
Meeting of September 28, 2015

**E-Z PASS REPORT
CUSTOMER SERVICE CENTER/VIOLATIONS PROCESSING CENTER OPERATIONS (CSC/VPC)
REPORT FOR THE E-ZPASS SYSTEM
JULY/AUGUST 2015**

E-ZPass Migrated Account and Transponder Information as reported by Xerox State and Local Solutions, Inc. (CSC/VPC Provider)

Total Number of Migrated DRJTBC and NJ CSC E-ZPass Accounts

Migrated Business Accounts	Migrated Private Accounts	Total Number of Migrated Accounts	Total Number of NJ CSC Active Accounts
1,654	77,339	78,993	2,546,237

Total Number of Migrated DRJTBC (029) Transponders and NJ CSC E-ZPass Transponders

Migrated Business Account Transponders	Migrated Private Account Transponders	Total Number of Migrated Transponders	Total Number of NJ CSC Active Transponders
9,228	131,323	140,551	5,017,010

The Commission will be able to identify 78,993 migrated accounts through a prefix account number (60000). This number will precede the 4-digit account assigned to these accounts. The prefix number was provided in order for the Commission to identify all migrated E-ZPass accounts.

Delaware River Joint Toll Bridge Commission
Meeting of September 28, 2015

E-Z PASS REPORT
CUSTOMER SERVICE CENTER/VIOLATIONS PROCESSING CENTER (CSC/VPC) OPERATIONS
REPORT FOR THE E-ZPASS SYSTEM
JULY/AUGUST 2015

E-ZPass Department Call Activity	Total Calls for the Month of July/August
<i>CSC/VPC Inquiries</i>	
Account Modification Requests	390
Requests to Close Account	14
Violation Notification Inquires	114
Website Inquiries	4
Cash Lane Violation Inquiries	12
Violation Payments	12
<i>General Commission Inquiries</i>	
Calls referred to Other Departments (H.R., Eng., ESS)	12
TOTAL NUMBER OF CALLS	558

E-ZPass account modification requests and violation inquiries represent an increase in calls for the month of July and August.

**E-Z PASS REPORT
CUSTOMER SERVICE CENTER/VIOLATIONS PROCESSING CENTER (CSC/VPC) OPERATIONS
REPORT FOR THE E-ZPASS SYSTEM
JULY/AUGUST 2015**

CSC/VPC Pre-Migration Collection Accounts

As a result of pre-migration collection efforts from January through August, LES Duncan Solutions reports \$109,164.89 collected in outstanding tolls and fees. Credit bureau notifications were mailed in April to private collection accounts with an outstanding balance of \$500.00 or greater. Subsequent notifications were mailed in May and July representing private collection accounts with an outstanding balance of \$499.99-\$50.00

LES-Duncan Solutions Company continues to provide the Commission with weekly updates representing the number of mailed notifications and payments in response to these notifications. Collection activity will continue to be monitored by the E-ZPass Department.

New Jersey Turnpike Authority (NJTA) Request for Proposal (RFP) for the New Jersey E-ZPass Customer Service Center Contractor:

The Commission's current Professional Services Agreement for the New Jersey Regional E-ZPass Customer Service Center/Violation Processing Center is extended through January 31, 2017. The terms and conditions of the existing Agreement and amendments remain intact. The Agreement has been approved by the New Jersey Turnpike Authority Board and executed by the Executive Director.

Violation and DVAS Camera Monitoring:

The E-ZPass Department in tandem with Xerox Field Service Technicians (FSTs) monitors vehicle transactions and images in Districts I, II and III through the Commission's Violation Enforcement System (VES) and Digital Video Audit System (DVAS).

IAG Reciprocity Committee, PR& Marketing Committee and Project Status Meetings

Continue to represent the Commission at the IAG Reciprocity Committee, Public Relations & Marketing Committee, Legal Committee and the New Jersey Turnpike Authority (NJTA) Project Status Meetings.

DELAWARE RIVER JOINT TOLL BRIDGE COMMISSION
Meeting of September 28, 2015

ELECTRONIC TOLL COLLECTION PROGRAM

MONTH OF JULY AND AUGUST 2015

SUBJECT	DESCRIPTION	PAGE NUMBER
ETC PROGRAM	Electronic Toll Collection Program Report	1-3

DELAWARE RIVER JOINT TOLL BRIDGE COMMISSION
Meeting of September 28, 2015

ELECTRONIC TOLL COLLECTION PROGRAM
MONTH OF JULY AND AUGUST 2015

The following items were recently initiated, accomplished or performed during the above noted month:

Activities for the In-Lane Toll System

1. Xerox and TransCore continue to perform preventative maintenance for the electronic toll collection system and violation enforcement system. Commission Staff met with Xerox and TransCore to review maintenance activity for the month.
2. Commission Staff issued a purchase order to Xerox for the 2015 Spare Parts/Consumables. The spare parts are being required and placed in the Commission's inventory. Once all items are received, we will conduct an inventory review.
3. RK&K completed their review of the submitted proposals for the Electronic Toll Collection System Replacement. RK&K attended the oral interviews and subsequent meetings with the Technical Evaluation Committee (TEC), serving as an advisor. Additionally, RK&K prepared a summary of the assumptions and exceptions included in the proposal and participated with the Commission in the negotiation process.

Activities for the E-ZPass Customer Service Center/Violation Processing Center

1. A monthly status meeting with Duncan Solutions and Commission Staff was held to continue discussing the process that was implemented to collect from all pre-NJ Regional CSC violators that were transitioned from the Commission's standalone CSC to Duncan Solutions.
2. Xerox continues to provide services for the E-ZPass New Jersey Regional Customer Service Center/Violation Processing Center (CSC/VPC).
3. The New Jersey Turnpike Authority (NJTA) procurement for the E-ZPass Customer Service Center System & Operations is on-going. Proposals were received on May 29, 2015, the proposal submission date. Commission Staff met with the other agencies included in the NJ CSC to discuss their evaluation of the proposals. Oral interviews were conducted and best and final offers were submitted to the NJTA. Commission staff participated in meetings with the other agencies included in the CSC to discuss our final evaluation and prepare for submitting to the NJTA.

DELAWARE RIVER JOINT TOLL BRIDGE COMMISSION
Meeting of September 28, 2015

General Electronic Toll Collection Program Activities

1. Mr. Stracciolini participated in the IAG E-ZPass Executive Management Committee and Policy Committee meetings.
2. Mr. Stracciolini served on the Non-toll Opportunities subgroup for the IAG. This subgroup is preparing a policy and procedure document that provides a method for the IAG to follow for non-toll opportunities, such as use of the E-ZPass transponder system at parking garages or drive-thru services.
3. Mr. Stracciolini was requested to participate on the E-ZPass Group Transition Subcommittee. This subcommittee is charged with developing a plan to transition the E-ZPass Group staff from their hosted positions to the E-ZPass Group once it becomes a corporation.

Delaware River Joint Toll Bridge Commission

Meeting of September 28th, 2015

CONTRACT COMPLIANCE REPORT

Months of July and August 2015

SUBJECT	DESCRIPTION	PAGE NUMBER
Contract Compliance Program Operations Report	Operations Report July and August 2015	1-6

Delaware River Joint Toll Bridge Commission

Meeting of September 28th, 2015

CONTRACT COMPLIANCE REPORT

STATUS UPDATES

During the month of July the Contract Compliance Department (CCD) reviewed the two proposals received proposals from two different companies. One of the proposals was received from The Hierarchy and the other from LCP Tracker. These proposals are required to assist in managing the Workforce Utilization and Certified Payroll information of the managing engineering contracts. After careful evaluation of them, the CCD staff determined that the proposal from LCP Tracker was more appropriate to meet the needs of the CCD.

At the end of July, the Secure File Transfer Protocol (SFTP) was developed and made available for the DRJTBC to begin providing data to B2GNOW. In early August the CCP, with the assistance of the IT Department, conducted its first file interface from DRJTBC MUNIS into the B2GNOW's FTP site. From there on the previous month's files data should run on the first of each month.

In August, the CCD updated the Construction Services and Professional Services Guidelines as well as the forms posted on the website, to include the B2GNow system instruction mandates.

IDENTIFIED BUSINESS ENTERPRISES (IBE) PROGRAM

- Contract Compliance IBE Target of 25% of the total contract award became effective on July 1, 2014. From the start of the IBE program to June 2015, the Commissioners have awarded a total of eight (8) projects with the new IBE target.

B2GNOW and LCP TRACKER CONTRACT COMPLIANCE DEPARTMENT SYSTEMS

- In August, the CCD staff in coordination with the B2GNOW staff decided to now hold only monthly meetings for the B2GNOW system updates and coordinate new vendors' webinar trainings for such system.
- The CCP is in the process of finalizing the purchase of the LCP Tracker program module to track the construction projects Workforce Utilization and Certified Payroll.

CONTRACT AWARDS:

- During their July meeting the Commissioners approved two new engineering contracts that will participate in the Contract Compliance program. These projects were:
 - 1. The approval of I-78 Maintenance Garage Expansion, contract C-508A to provided professional consultation in connection of engineering services to provide the preliminary and final design and post design services for the I-78 Maintenance Garage Expansion.
 - 2. Approved the District III Toll Bridge Facilities Emergency Standby Generators Improvement, Contract T-514A to supply a full backup power to the Portland-Columbia Administration Facility and (1) incorporating the existing New Jersey lighting loads; (2) add remaining portions with 125kW outdoor power generation to Delaware Water Gap Administration Building; and (3) provide backup powers by installing a new 125kW outdoor generator to the Milford-Montague Administration Building

Delaware River Joint Toll Bridge Commission

Meeting of September 28th, 2015

- 3. Approved the authorization of Electronic Toll Collection System Replacement Design, Build Maintain Contract DB-540A to be negotiated through an RFP.
- 4. Approved the authorization of Public Involvement Consultant Services Scudder Falls Bridge Replacement, Contract C-662A to be negotiated through an RFP.

OUTREACH EFFORTS:

- Attended and exhibited a DRJTBC Contract Compliance Department booth at the Statewide Hispanic Chamber of Commerce of NJ Diversity Expo and Luncheon
- Attended the DRPA Special Vendor Outreach Event

MEETINGS AND TEC ORAL INTERVIEWS FOR JULY AND AUGUST:

- Held weekly B2GNOW training meetings in July
- Participated in the C-606A Website Design, Programming, Maintenance, Hosting & Consulting Services (Kickoff Meeting)
- Attended the Pre-Proposal Submission Meeting for contract C-650A on the Riverton-Belvidere Toll-Supported Bridge Critical Member Strengthening Design procurement
- Attended the Oral Interview for project contract number DB-540A Electronic Toll Collection System Replacement, Design, Build and Maintenance
- Held a meeting with Chief engineer Roy Little and Mr. Gary Bender and Luis Farragan, Jr. of SISD, Inc. a Veteran IBE
- Attended a preproposal meeting for TO-427C-2 and TO-427C-3 In-Lane Toll System Maintenance
- Held a meeting on the LCP Tracker module the CCD is planning to purchase to track the construction contracts for Commission's contracts Certified Payroll and Workforce Utilization
- Held a DRJTBC- Contract Compliance Reporting with the B2GNOW system Vendor Training
- Attended the DRPA Special Vendor Outreach Event
- Attended the meeting for Contract T-514A, District 3 Toll Bridge Facilities Emergency Standby Generators Improvements
- Attended the C-663A Pre-Construction Traffic Study for the Scudder Falls Bridge Replacement Project - Kick Off Meeting
- Participated in the DB-540A Electronic Toll Collection System Replacement DBM (Negotiation Meeting)
- Attended the A Kick-Off Meeting for Project C-508A DRJTBC I-78 Maintenance Garage Expansion
- Attended the Statewide Hispanic Chamber of Commerce Diversity Expo Annual luncheon
- Attended the Kick-Off Meeting for Pre-Construction Traffic Study for the Scudder Falls Bridge Replacement Project - C-663A

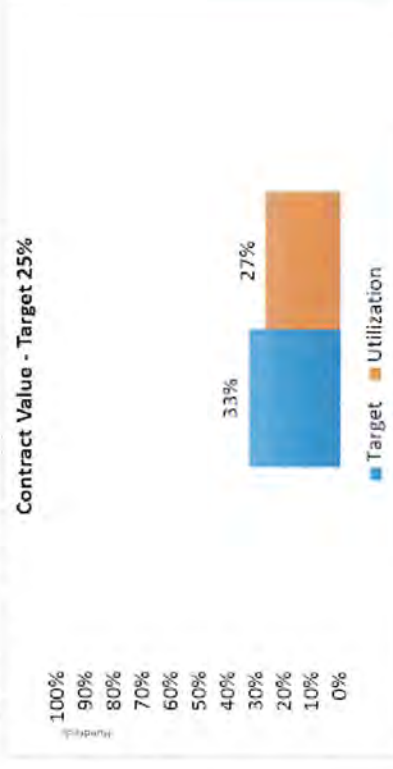
PROGRAMS OVERVIEW:

Compliance Overview Report

Displaying contracts awarded from 1/1/2015 to 8/31/2015

Number of Contracts	8
Total Contract Value	\$35,641,458
Total Payments	\$5,582,265
Total Payments For Credit	\$1,492,988
Goal	33.46%
Utilization	26.75%

Target vs Utilization



Engineering

Number of Contracts	8
Total Contract Value	\$35,641,458
Total Payments	\$5,582,265
Total Payments For Credit	\$1,492,988
Goal	33.46%
Utilization	26.75%

Contract Number	Contract Title	Business Name	Date Start	Date End	Status	Contract Value	Payments Total Prime	Payments Total For Credit	Goal	Util.
TS-639B	LOWER TRENTON TOLL SUPPORTED	Mount Construction	1/28/2015	7/17/2015	Open	\$2,725,385	\$1,028,904	\$1,028,904	100.0%	100.0%
CI-566A	Portland Columbia Toll Bridge	Jacobs Engineering	2/23/2015	2/23/2017	Open	\$532,349	\$2,133	\$0	36.4%	0.0%
T-566A	PORTLAND COLUMBIA TOLL BRIDGE	INTERCOUNTY PAVING	2/23/2015	10/16/2015	Open	\$6,317,000	\$2,565,302	\$153,287	27.2%	6.0%
C-684A-1	Professional Engineering Services	Cherry, Weber & Associate	2/23/2015	2/24/2016	Open	\$420,000	\$88,240	\$24,613	25.0%	27.9%
C-660A	Scudder Falls Bridge Replacement	Michael Baker Intl	2/23/2015	6/30/2021	Open	\$22,490,000	\$1,489,515	\$247,211	25.2%	16.6%
T-661A	Scudder Falls Bridge Replacement	TRC Engineers, Inc.	5/20/2015	5/18/2016	Open	\$1,559,275	\$116,811	\$38,972	26.0%	33.4%
TS-677A	Scudder Falls Toll-Supported Bridge	Sparwick Contracting	5/20/2015	11/20/2015	Open	\$916,969	\$291,360	\$0	100.0%	0.0%
T-514A	District 3 Toll Bridge Facilities	West Side Electrical	7/28/2015	1/8/2016	Open	\$680,480	\$0	\$0	29.0%	0.0%

Delaware River Joint Toll Bridge Commission

Meeting of September 28th, 2015

- **MWSBE PROGRAM** – The MBE/WBE/SBE Program goals up to June 30, 2014 were:
 - a. For Pennsylvania assigned Professional Services contracts the goals were 7% MBE and a 3% WBE goal.
 - b. For New Jersey assigned Professional Services contracts the goal was 25% SBE.
 - c. For Professional Services contracts with no State assignment there was a 7% MBE goal, and a 3% WBE goal.
 - d. For Capital Plan Construction Contracts there was a 7% MBE goal and a 3% WBE goal.

PROGRAM UPDATE –

- **In the past two months three (3) projects were closed. The new numbers are reflected below.**
 - 78 Contracts were awarded under the MWSBE Program.
 - 56 Contracts completed (closed)
 - 22 Contracts active (open)
 - 132 MWSBE Businesses selected by Prime Contractors/Consultants to work on Commission Projects

MBE-WBE-SBE Program Participation



- The Contract Compliance Department continues to monitor, update and analyze the M/W/SBE Program Goals and the IBE Program target of 25% for all IBE participation as well as attending relevant engineering meetings and doing outreach to various organizations to promote and enhance the participation of IBE sub-consultants and sub-contractors.

CONTRACT COMPLIANCE PROJECTIONS JULY/AUGUST 2015

CONTRACT COMPLIANCE PROJECTIONS REPORT FOR JULY/AUGUST 2015

OPEN CONTRACTS - IBE PROGRAM

OPEN CONTRACTS 2014	OPEN CONTRACTS 2015							
C-657A	TS-639B							
	T-566A							
	C-660A							
	CI-566A							
	C-684A							
	TS-677A							
	T-661A							
	C-508A							
	C-663A							

CLOSED CONTRACTS - IBE PROGRAM

CLOSED CONTRACTS 2014								

MWSBE PROGRAM

			TOTAL FOR MWBE		2014			TOTAL FOR SBE		
MBE/WBE/SBE PROJECTIONS		MBE/WBE PRIME	\$6,011,857 (4 M/WBE accts open)				SBE PRIME	\$1,139,632 (3 SBE accts open)		
MBE AWARD PROJECTED	MBE PAYMENTS ACTUAL	MBE BALANCE ANTICIPATED	WBE AWARD PROJECTED	WBE PAYMENTS ACTUAL	WBE BALANCE ANTICIPATED	SBE AWARD PROJECTED	SBE PAYMENTS ACTUAL	SBE BALANCE ANTICIPATED		
\$215,656.00	\$ 145,656.00	\$70,000.00	\$ 502,396.00	\$ 365,531.00	\$ 136,865.00	\$ 406,011.93	\$ 108,341.50	\$ 297,660.43		
4.00%	2.00%	1.00%	10.00%	7.20%	3.00%	24.00%	6.00%	12.00%		
			TOTAL FOR MWBE		2013			TOTAL FOR SBE		
MBE/WBE/SBE PROJECTIONS		MBE/WBE PRIME	\$40,909,112 (9 M/WBE accts open)				SBE PRIME	\$4,447,476 (3 SBE accts open)		
MBE AWARD PROJECTED	MBE PAYMENTS ACTUAL	MBE BALANCE ANTICIPATED	WBE AWARD PROJECTED	WBE PAYMENTS ACTUAL	WBE BALANCE ANTICIPATED	SBE AWARD PROJECTED	SBE PAYMENTS ACTUAL	SBE BALANCE ANTICIPATED		
\$ 2,317,213.49	\$ 2,204,397.48	\$ 112,816.01	\$ 1,431,319.43	\$ 1,278,991.27	\$ 152,328.16	\$ 1,355,349.08	\$ 731,582.32	\$ 623,766.76		
6.90%	6.50%	0.30%	4.10%	3.80%	0.50%	32.00%	17.00%	15.00%		
Payment over Commitments		\$22,863	TOTAL FOR MWBE		2012			TOTAL FOR SBE		
MBE/WBE/SBE PROJECTIONS		MBE/WBE PRIME	\$22,586,709 (5 M/WBE accts open)				SBE PRIME	\$3,399,196 (3 SBE accts open)		
MBE AWARD PROJECTED	MBE PAYMENTS ACTUAL	MBE BALANCE ANTICIPATED	WBE AWARD PROJECTED	WBE PAYMENTS ACTUAL	WBE BALANCE ANTICIPATED	SBE AWARD PROJECTED	SBE PAYMENTS ACTUAL	SBE BALANCE ANTICIPATED		
\$ 1,852,657.85	\$ 1,381,151.36	\$ 471,506.49	\$ 1,084,358.78	\$ 802,913.00	\$ 281,446.00	\$ 860,811.05	\$ 747,429.97	\$ 113,381.08		
8.20%	6.10%	2.10%	4.80%	3.60%	1.20%	25.60%	22.10%	3.50%		
Payment over Commitments		\$5,252.50	TOTAL FOR MWBE		2011		\$1,005.67		TOTAL FOR SBE	
MBE/WBE/SBE PROJECTIONS		MBE/WBE PRIME	\$12,028,150.71 (6 M/WBE accts open)				SBE PRIME	\$2,722,599 (4 SBE accts open)		
MBE AWARD PROJECTED	MBE PAYMENTS ACTUAL	MBE BALANCE ANTICIPATED	WBE AWARD PROJECTED	WBE PAYMENTS ACTUAL	WBE BALANCE ANTICIPATED	SBE AWARD PROJECTED	SBE PAYMENTS ACTUAL	SBE BALANCE ANTICIPATED		
\$ 1,920,208.75	\$ 1,557,399.85	\$ 362,808.90	\$ 860,529.00	\$ 698,351.19	\$ 162,178.00	\$ 502,947.50	\$ 241,232.04	\$ 261,715.00		
18.00%	14.00%	3.00%	8.00%	6.00%	1.00%	24.00%	12.00%	12.00%		
Payment over Commitments			TOTAL FOR MWBE		2010			TOTAL FOR SBE	\$22,880.94	
MBE/WBE/SBE PROJECTIONS		MBE/WBE PRIME	\$59,629,701.12 (1 M/WBE acct open)				SBE PRIME	\$4,873,543.63 (3 SBE accts open)		
MBE AWARD PROJECTED	MBE PAYMENTS ACTUAL	MBE BALANCE ANTICIPATED	WBE AWARD PROJECTED	WBE PAYMENTS ACTUAL	WBE BALANCE ANTICIPATED	SBE AWARD PROJECTED	SBE PAYMENTS ACTUAL	SBE BALANCE ANTICIPATED		
\$ 5,744,086.32	\$ 5,193,754.52	\$ 508,299.80	\$ 4,638,781.67	\$ 4,248,241.41	\$ 390,540.26	\$ 1,536,230.58	\$ 935,270.62	\$ 600,959.96		
9.56%	8.71%	0.85%	7.78%	7.12%	0.66%	32.90%	20.00%	12.90%		
			5							

CONTRACT COMPLIANCE PROJECTIONS JULY/AUGUST 2015

			TOTAL FOR MWBE	PILOT PROGRAM 2009			TOTAL FOR SBE	
MBE/WBE/SBE PROJECTIONS		MBE/WBE PRIME	\$10,173,819	(2 M/WBE accts open)		SBE PRIME	\$1,928,682	(3 SBE accts open)
MBE AWARD PROJECTED	MBE PAYMENTS ACTUAL	MBE BALANCE ANTICIPATED	WBE AWARD PROJECTED	WBE PAYMENTS ACTUAL	WBE BALANCE ANTICIPATED	SBE AWARD PROJECTED	SBE PAYMENTS ACTUAL	SBE BALANCE ANTICIPATED
\$ 1,057,621.03	\$ 971,539.77	\$ 86,081.36	\$ 2,279,931.07	\$ 2,124,575.69	\$ 155,355.38	\$ 700,399.61	\$ 217,091.34	\$ 483,308.27
10.40%	9.50%	0.83%	22.10%	20.60%	1.50%	40.00%	12.00%	27.00%
			TOTAL FOR MWBE	PILOT PROGRAM 2008				
MBE/WBE/SBE PROJECTIONS		MBE/WBE PRIME	\$19,022,653	(1 M/WBE acct(s) open)				
MBE AWARD PROJECTED	MBE PAYMENTS ACTUAL	MBE BALANCE ANTICIPATED	WBE AWARD PROJECTED	WBE PAYMENTS ACTUAL	WBE BALANCE ANTICIPATED			
\$ 1,585,005.03	\$ 1,394,032.66	\$ 190,972.37	\$ 508,929.97	\$ 186,394.54	\$ 322,535.43			
8.30%	7.26%	1.04%	3.00%	1.00%	2.00%			

MBE goal = 7%, WBE goal = 3%, and SBE goal = 25%

Example of Calculation in 2012

Actual Payment to date \$1,381,151.36

Overpayment to date (-) 22,863.00

Expected Payment to date 1,358,288.36

Anticipated Payment Balance +471,506.49

Total Projected Award Payment \$1,829,794.85 + (22, 863) = 1,852,657.85

OPEN CONTRACTS - MWSBE PROGRAM

Open Accounts 2015	Open Accounts 2014	Open Accounts 2013	Open Accounts 2012	Open Accounts 2011	Open Accounts 2010	Open Accounts 2009	Open Accounts 2008	
C-606A	C-628A	CM-437A	C-598B	C-07-11		C-539A	C-502A	
	C-639A	C-628B	T-506A	C-506A				
	C-627B	DB-575A (no goal)		C-599A				
	C-629A	C-621A						
	C-629B	C-549AR						
	C-556A	C-627A						
	C-566A							
	TTS-634AR							

CLOSED CONTRACTS - MWSBE PROGRAM

Closed Accounts 2015	Closed Accounts 2013	Closed Accounts 2012	Closed Accounts 2011	Closed Accounts 2010	Closed Accounts 2010	Closed Accounts 2009	Closed Accounts 2008	
T-639A	T-624A	TS-505A	TTS-573A	TTS-476A-1	CM-447B	CM-498A	C-440A	
C-599B	CM-474A	C-474A	CM-573A	TTS-476A-2	TS-447B	T-498A	C-447B	
T-437A	T-453A	CM-443A	C-443A	T-472A	CM-440B	C-445A		
C-437B	CM-543A	TS-443A	C-505A	CM-472A	T-441A	C-440B		
		T-474A	C-598A	DB-562A	C-454B	DB-427B		
		CM-506A	C-600A	DB-563A	TS-445A	T-554A		
		C-543A		CM-476A	T-440AR	CM-427B		
				C-538A	TS-442A	T-475A		
					CM-445A	C-453A		
					C-437A	C-453B		
					CM-442A	C-454A		
					TS-444A	C-530A		
					CM-444A	C-455B		

DELAWARE RIVER JOINT TOLL BRIDGE COMMISSION

Meeting of September 28th, 2015

COMMUNICATIONS

The following Pages reflect the reports on those items assigned to the Communications Department. Each item is reported separately and page numbered accordingly.

DELAWARE RIVER JOINT TOLL BRIDGE COMMISSION

Meeting of September 28, 2015

**Operation Index
For
Communications**

SUBJECT	DESCRIPTION	PAGE NUMBER
Communications	Status Report Month of July/August 2015	1-6

DELAWARE RIVER JOINT TOLL BRIDGE COMMISSION
Meeting of September 28, 2015

COMMUNICATIONS REPORT
July/August 2015

- **COMMISSION AWARENESS EFFORTS:**

Scudder Falls Bridge Replacement Project Website Redesign – The redesigned website went live in mid-August, ending a roughly four-month process that involved the creation of new content, the utilization of an up-to-date content management system (CMS) called Drupal, and interfacing between the Commission's IT department and the ACT Engineering/Zahler IT consulting team. The changes for the project website were pursued because the former site had become outdated in terms of content, display, navigation and software. The updates to the website coincide with the project's transition from the completed environmental documentation phase to the current final design phase. An emphasis is placed on explaining the project's genesis, its benefits, and the envisioned sequencing of bridge construction. The site is sleeker and easier to navigate. There is more documentation and it is better organized for public viewing. The plan is to add some photographs and graphics as those materials become available. One major advantage of the site is that the Communications Department has a largely unfettered ability to access the site's CMS and make corrections and changes to content.

60th Anniversary of the Historic 1955 Delaware River Flood – The 60th anniversary of the worst recorded flooding in the history of the Delaware River valley occurred on August 18-20. In recognition of the event, a press release was issued that incorporated the depiction of the devastating flood as chronicled in the Commission's annual report for 1955. The flood destroyed four Commission-controlled bridges (the crossings were actually owned by the two states at the time of the flood). The press release further detailed the closure periods for the respective bridges that were damaged or knocked out of service by the flood. The press release garnered attention by a variety of publications up and down the river. The Communications Department subsequently provided JPG photos of flooded or destroyed bridges to various outlets that requested them.

- **MEDIA RELATIONS:**

Hot Topics: Letter to editor opposing renaming Easton-Phillipsburg Toll Bridge for deceased Marine from other side of Pennsylvania; DUI arrest of driver crossing the NH-LTSB; update on legislation to rename E-PTB for politically connected soldier who did not reside in Lehigh Valley-Warren County area; car/tractor trailer crash near E-PTB; stop-gap road surface repair project at Scudder Falls Bridge begins; overnight lane closure for approaches paving at Lower Trenton Bridge; Delaware Canal "vision study" begins; lawsuit on fatal Delaware River crash in Pohatcong; body of woman who jumped from I-78 Toll Bridge recovered from river in Solebury; woman who jumped from LTTSB pulled from river unharmed; 60th anniversary of 1955 Delaware River flood that destroyed four Commission-controlled bridges;

DELAWARE RIVER JOINT TOLL BRIDGE COMMISSION
Meeting of September 28, 2015

problems at New York City dam upriver raises concerns downriver; alternative water supply implemented in Lambertville; search for missing tuber staged at Northampton Street Bridge; missing tuber identified as drowned Brooklyn man; Penn East pipeline protesters cross UBE-MTSB for rally in Milford; I-78 maintenance garage contract awarded; police chase heroin dealer at Calhoun Street Bridge, eventually arrested; fluid spill closes Route 22 in Phillipsburg; drowning victim's body recovered north of DWGTB; progress slow on Phillipsburg building destroyed in 2014 SUV accident; I-78 bridge jumper was desperate for therapy; man survives jump from I-78 toll bridge; man arrested for interfering with river rescue effort.

- **COMMUNITY AFFAIRS:** (Please refer to Community Affairs report)
This position currently is unfilled. Communications has rewritten/updated the job description. Position awaiting posting for qualified interested parties. IT director continues to monitor applicable e-mail inboxes for issues that would have been handled by Rich McClellan. These are then referred to the attention of Communications for resolution.
- **CONTRACT COMPLIANCE**
New Online Documents Brochure – At Julio Guridy's request, uploaded and published updated Contract Compliance program documents and forms on the Commission's public website www.drjtbc.org. This included the compliance plan programs for construction and professional services. The respective forms for these two documents also were individually placed online. Previous forms were unpublished and deleted from the website's assets. Inconsistencies were brought to the attention of Mr. Guridy who provided corrected documents.
- **CAPITAL IMPROVEMENT PROGRAM**
Lower Trenton Toll-Supported Bridge Approaches Project Construction – Issued press releases and posted travel alerts for various traffic restrictions associated with this project.

Scudder Falls Bridge Road Surface Repair Project – Issued a press release to announce upcoming construction activities and corresponding travel restrictions for a short-duration project to repair the pothole-riddled road deck atop the Scudder Falls Bridge. This received some parochial news coverage. A series of NJ511 travel alerts also were posted. Information and updates were made on a specified page in the Timelines section of the new Scudder Falls Bridge Replacement Project website. Also issued a reminder release for impending travel impacts and updates on DRJTBC website home page.

I-78 Maintenance Garage Improvements – Issued press release on design contract award for maintenance garage expansion improvement at the I-78 facility.

DELAWARE RIVER JOINT TOLL BRIDGE COMMISSION
Meeting of September 28, 2015

- **WEBSITE**

- Updating – Uploaded and posted photograph of New Jersey Commissioner Michael Lavery. Also made updates to projects listed in the Latest Updates column of the website's homepage.

INTERNAL/EXTERNAL COMMUNICATIONS

- Recorded 14,323 sessions at (visits to) the Commission's website in July. This reflects a slight increase over July 2014 (14,143) and an increase over June (12,385).
- Recorded 12,692 session at (visits to) the Commission's website in August. This reflects a decrease from August 2014 (14,299) as well as a decrease from July (14,323).
- Attended Delaware Canal Vision Study Public Meetings Open House at fire department in Riegelsville, PA. Met the project team for this outreach effort and gained some displays idea for future capital program open houses we might host. Met with representatives of Friends of the Delaware Canal and the Delaware & Lehigh National Heritage Corridor organizations.
- Attended August Pike County Road Task Force meeting and provided an update on Commission activities at the Milford-Montague Toll Bridge; brief discussion with Brian Fenstermaker of Rep. Brown's office concerning a constituent inquiry about our toll plaza signage.
- Attended website discovery meeting with other Commission staff and project team from Stokes Creative Group.
- Attended annual meeting for HART commuter information services in Hunterdon County, N.J.
- Sat in on Route 32 siting session hosted by project designers from Gateway Project extension in Solebury Township.
- Drafted press release on contract award for pre-construction traffic study that will gather data on existing state roadway intersections' traffic conditions prior to construction of Scudder Falls Replacement Bridge.
- Completed signature process and framing of Commission proclamation for former Chief Financial Officer Sean McNeeley.
- Corrected links and view status SFB archaeological release from January 1, 2013; updated press release on new SFB project website.
- Met with Upper Mount Bethel resident concerning photographs for the former non-toll, Commission-controlled (though not owned) Upper Mount Bethel-Delaware Bridge.
- Drafted and posted back-dated Commission officers release that should have been issued in May.
- Remove large E-P project logo from home page and add teaser on Scudder Falls Bridge deck repairs.
- Edited ACT Engineering draft stakeholder letter regarding impending start of construction for Scudder Falls Bridge road surface repairs project.

DELAWARE RIVER JOINT TOLL BRIDGE COMMISSION
Meeting of September 28, 2015

- Responded to Bucks Local News reporter Petra Schlatter inquiry on latest status of Scudder Falls Bridge Replacement Project and interim road surface repairs.
- Edited Executive Director letter regarding the SFB project.
- Attended meeting with Ewing mayor and township administrator.
- Answered Upper Makefield Township inquiry on stopgap Scudder Falls Bridge road surface repairs.
- Completed compilation and review of job description posting for vacant Community Affairs position; to be posted in the fall.
- Attended/participated in senior staff committee meeting to review TEC recommended selection for SFB public involvement consultant.
- Removed website listings for former director Rich McClellan and executive Sean McNeeley.
- Compiled content needs assessment for new public website for presentation at discovery meeting with Stokes Creative Group.
- Meet with Carol Beske and Dave Zahler to discuss setup and status for redesigned SFB project website and how to add AECOM-generated construction sequencing images to the website.
- Culled all documents and drafted all text for new Documents section of the SFB website. Prodded AECOM for PDFs of all documents and corrections to poorly copied items. Documents conveyed to Zahler IT through Hightail.
- Wrote headlines and descriptive text for sequencing slides (concept plan) for the new SFB website.
- Responded to WCAU/Channel NBC 10 inquiry on impending traffic restrictions for stopgap repair project at the SFB.
- Vetted various new text entries for SFB website.
- Formatted and acquired framed print of panoramic photograph of NH-L maintenance crew for their kitchen area. Photo also may be used in future Commission publications.
- Completed website survey for Stokes Creative Group.
- Conveyed updated Contract Compliance Program brochure to Julio Guridy.
- Reviewed and critiqued SFB website layout and entries with designer David Zahler.
- Drafted tolling section text for SFB website and vetted through responsible parties.
- Provided responses to various public queries made through “contact us” portal on Commission’s public website.
- Provided 10 years of traffic statistics for Delaware Water Gap Toll Bridge to Pocono Record reporter Kevin Kunzmann.
- Responded to Rep. Brown’s office regarding constituent inquiry about traffic signage in E-ZPass lanes at M-MTB and DWGTB.
- Uploaded various travel alerts to NJ511 system.
- Responded to New Jersey Senate Republican Office inquiry on Bill Cahir legislation.
- Attended meeting at Easton-Phillipsburg facility regarding rumble strips along Route 22 west in Easton.

DELAWARE RIVER JOINT TOLL BRIDGE COMMISSION
Meeting of September 28, 2015

- Added August Commission meeting cancellation to the website.
- Conducted page turn on nearly completed SFB website with designer David Zahler.
- Updated entries for New Jersey Lawyer's Diary publication; follow-up phone call to publisher.
- Update Pennsylvania Governor Wolf's photograph on the Commission's website.
- Drafted support letter for Lafayette College's proposed Travelways Project for improved connectivity in Easton; multiple phone conversations with Maurice Luker of Lafayette and Mayor Panto of Easton.
- Provided RTK filing instructions to Asbury Park Press reporter Ken Serrano.
- Fielded phone call from Florida man with interest in Bill Cahir bridge designation legislation.
- Posted RFP addendum for upcoming critical member strengthening project at Riverton-Belvidere Toll-Supported Bridge.
- Provided responses to interview by WRNJ radio reporter Joyce Estey regarding Bill Cahir bridge designation legislation.
- Received phone calls from Easton-Phillipsburg area veterans upset over proposal to rename the bridge for individual with no ties to the area and the bridge.
- Directed Jackie Cathcart to crosscheck Scudder Falls Bridge project press releases on the Commission website and the SFB project website; missing release entries on the SFB project website were restored.
- Contacted former employee Rich McClellan to ascertain access Twitter and Facebook codes.
- Contacted Meltwater media tracking service for pricing information as part of preparations for procurement of new media consultant.
- Took late-Friday commuter drive-time photographs at the Scudder Falls Bridge and its immediate exit and entry ramps. Photographs may be used on new website until new images are produced and conveyed by the bridge project's final design team.
- Fielded call from Carl McGloughlin of Borton-Lawson (also a Lehigh Valley Chamber of Commerce Transportation Committee member) regarding possible Commission presentation on the 2013-15 Easton-Phillipsburg Toll Bridge Rehabilitation Project.
- Drafted public inquiry response letter for executive director.
- Referred Yardley property inquiry to Scudder Falls project team.
- Removed old laptop files to Z drive.
- Initiated drafting of media consultant RFP for posting in early September. Overhauled previously issued document for last procurement, reworked scope of services, added map and IBE segments.
- Referred Scudder Falls Bridge project staging property availability call to Kevin Skeels and engineering.
- Worked with Dave Zahler to establish sequencing slides in Concept Plan page for new SFB website; incorporated Skeels and Rash comments and edits.
- Secured DRJTBC arm patch; mailed to Ontario police investigator Alex Kravchenko who made request through Commission's Contact Us portal.

DELAWARE RIVER JOINT TOLL BRIDGE COMMISSION
Meeting of September 28, 2015

- Provided photographs of May state line unveiling at DWGTB to Sue Spring, secretary of the Appalachian Trail Long-Distance Hikers Association.
- Contacted John P. “Sean” Powers of 911 American Legion Post in NYC regarding proper display of American flag.
- Reported inconsistencies in IBE professional services form to Julio Guridy for corrections.
- Removed Rich McClellan contact info from P-CTB project page.
- Made corrections to website’s Contract Compliance page.
- Fielded Express-Times inquiry regarding jumper from I-78 Toll Bridge.
- Upload NJ511 posts for overnight closures of Calhoun Street Bridge due to off-site NJDOT project work preventing vehicular access.
- Filed 2016 budget request and paperwork.
- Corresponded with Liberty-to-the-Gap Trail enthusiast Cindy Fish of Upper Mt. Bethel regarding September 911 bike ride and potential use of P-CTSB; told her that organizers should contact District III superintendent Clark.

DELAWARE RIVER JOINT TOLL BRIDGE COMMISSION

Meeting of September 28th, 2015

ENGINEERING

The following Pages reflect the reports on those items assigned to the Engineering Department. Each item is reported separately and page numbered accordingly.

DELAWARE RIVER JOINT TOLL BRIDGE COMMISSION

Meeting of September 28, 2015

FACILITY	PM/PAM	CONTRACT DESCRIPTION	PAGE NO.
Trenton-Morrisville Administration Building	RJZ/RWL	Administration Building Improvements <ul style="list-style-type: none"> Space Program and Concept Study, C-598B-3 	1
Trenton-Morrisville TB & Lower Trenton TSB	VMF/CLR/KMS	Trenton-Morrisville Toll & Lower Trenton Toll Supported Bridges Approach Roadways Improvements <ul style="list-style-type: none"> Design, C-639A 	2
Lower Trenton TSB	VMF/CLR/KMS	Lower Trenton Toll Supported Bridge Approach Roadways Improvements <ul style="list-style-type: none"> Construction, TS-639B Construction Inspection, C-629B-1 	2-3
Scudder Falls Toll Supported Bridge	KMS/RWL	Scudder Falls Bridge Replacement Project <ul style="list-style-type: none"> Final Design Services, Contract C-660A 	3
	CLR/KMS	<ul style="list-style-type: none"> Subsurface Boring and Sampling Contract T-661A 	4
	MEM/KMS	<ul style="list-style-type: none"> Pre-Construction Traffic Study Contract C-663A 	4
	KMS/RWL	Capital Program Management Consultant (CPMC) & Design Management Consultant (DMC) Services for the I-95/Scudder Falls Bridge Improvement Project <ul style="list-style-type: none"> CPMC Services 21015, C-502A-1J 	5
	WMC/KMS	<ul style="list-style-type: none"> CPMC Communications Infrastructure Support Services, C-502A-1K 	5
	KMS/RWL	<ul style="list-style-type: none"> DMC Advanced Engineering Support Services for Priority Items of Work, C-502A-2D DMC Services for Management and Oversight of Final Design, C-502A-2G 	5-7
	RFM/KMS	Interim Deck Repairs <ul style="list-style-type: none"> Task Order Assignment, Design C-628A-2 	7-8
	CLR/KMS	<ul style="list-style-type: none"> Construction Contract TS-677A 	8
	VMF/CLR/KMS	<ul style="list-style-type: none"> Construction Inspection, C-627B-3 	8
I-78 Toll Bridge	RJZ/RWL	I-78 Toll Bridge Maintenance Garage <ul style="list-style-type: none"> Space Program and Concept Study, C-627A-2 Preliminary, Final, & Post Design Services, C-508A 	9-10
	WMC/RWL	I-78 Toll Bridge Approach Roadways Improvements <ul style="list-style-type: none"> Main River Bridge Lighting Relocation, T-506B 	10
Easton-Phillipsburg Toll Bridge	CTH/RWL	Ramp C Slope Stabilization <ul style="list-style-type: none"> Preliminary, Final, and Post Design Services, C-628B-3 	10
Portland-Columbia Toll Bridge	CTH/RWL	Toll Bridge Approach Roadway Improvements <ul style="list-style-type: none"> Design, C-566A Construction, T-566A Construction Management, C-629A-1 Construction Inspection, CI-566A 	11-12

Notes: Facilities are listed South to North

The first set of initials indicate the Project Manager and the second set of initial indicate the Program Area Manager

Project Manager Legend

WMC – M. Cane RSL – R. Luciani
CTH – C. Harney VMF – V. Fischer

Program Area Manager Legend

KMS – K. Skeels RJZ – R. Zakharia
CAS – C. Stracciolini RLR – R. Rash
RFM – Ronald Mieszkowski CLR – C. Rood

DELAWARE RIVER JOINT TOLL BRIDGE COMMISSION

Meeting of September 28, 2015

FACILITY	PM/PAM	CONTRACT DESCRIPTION	PAGE NO.
Multiple Facilities and/or Commission-Wide	CLR/RJZ/KMS	District Three Toll Facilities Emergency Standby Generator <ul style="list-style-type: none"> Generator Final Design and Post Design Services, Task Order Assignment No. C-627B-2 Construction, T-514A Construction Management, C-657A-2 	12-13
	RJZ/RWL	Toll Bridge Facilities <ul style="list-style-type: none"> Level 3 Energy Audit, C-657A-1 	13
	WMC/RWL	Electronic Surveillance/ Detection System <ul style="list-style-type: none"> RFP development, Procurement Support and Transition Services, C-539A-5 ESS Maintenance Contract, DB-575A 	13
	CAS/RWL	Electronic Toll Collection <ul style="list-style-type: none"> In-Lane Toll System Design-Build-Maintain, DB-427C Customer Service Center/ Violation Processing Center Design-Build-Operate-Maintain, DB-427D Customer Service Center/Violation Processing Center Project, DB-584A 	14-15
	CAS/RSL	<ul style="list-style-type: none"> Traffic Count Program Upgrade, DR-550A 	15
	CAS/RWL	Electronic Toll Collection System Replacement <ul style="list-style-type: none"> Procurement Advisor, C-621A-2 	15
	WMC/RWL	Bridge Monitoring System <ul style="list-style-type: none"> Study for Select Vehicular Bridges, C-556A 	16
	CAS/RWL	Level 3 Investment Grade Traffic & Revenue Forecasts <ul style="list-style-type: none"> C-549AR 	16
	RFM/RWL	General Engineering Consultant Annual Inspections <ul style="list-style-type: none"> 2015-2016 Annual Inspections, C-684A 	16

Notes: Facilities are listed South to North

The first set of initials indicate the Project Manager and the second set of initial indicate the Program Area Manager

Project Manager Legend

WMC – M. Cane
CTH – C. Harney

RSL – R. Luciani
VMF – V. Fischer

Program Area Manager Legend

KMS – K. Skeels
CAS – C. Stracciolini
RFM – Ronald Mieszkowski

RJZ – R. Zakharia
RLR – R. Rash
CLR – C. Rood

DELAWARE RIVER JOINT TOLL BRIDGE COMMISSION

Meeting of September 28, 2015 PROJECT STATUS REPORT

TRENTON MORRISVILLE ADMINISTRATION BUILDING IMPROVEMENTS

SPACE PROGRAM AND CONCEPT STUDY Task Order Assignment No. C-598B-3

This Task Order Assignment is for a Space Program and Concept Study for the Trenton Morrisville Toll Bridge Administration Building. The purpose of this assignment is to provide the Commission with guidance in enhancing operational efficiency and facility space utilization. The Space Program will include a detailed analysis of the current versus required space to support the Commission's current as well as the projected operational, administrative and maintenance needs at the T-M facility. Three (3) proposed alternatives will be identified by the Consultant for review and consideration by the Commission

A kick-off meeting was held with Gannet Fleming on February 25, 2014. The Consultant collected as-built drawings, and reviewed building systems deficiencies and improvement recommendations as presented under various recently completed concept studies. An executive staff work session was held on March 14, 2014. A Draft Space Program report was received on April 4, 2014 and a meeting was held with the Consultant on May 1 to share the Commission's comments.

A revised Space Utilization Program report was received on June 30, 2014 and a meeting was held with the Consultant on July 8, 2014. Subsequent to this meeting, the Commission asked Gannet Fleming to explore an additional fourth option to this Project for enhanced maintenance capabilities at the Trenton-Morrisville site that could serve District I wide Maintenance and Operations' needs. A Preliminary Draft Submission was received from the Consultant on November 13th and a submission review meeting was held with the Commission executive staff on November 17, 2014. Commission comments were shared with the Consultant to incorporate and advance this fourth option into a Draft Submission.

Draft Concept Study Report was received on March 20th and an Executive Staff work session meeting was held with the Consultant on March 30, 2015. Consultants Draft Report was presented to the Commission and comments were shared with the Consultant to incorporate into the Final Report. Draft Final Report was received on June 30th and comments were shared with the Consultant related to the financial analysis of the Project and Final report was received on July 22, 2015. This Task Order Assignment is being closed.

DELAWARE RIVER JOINT TOLL BRIDGE COMMISSION

**Meeting of September 28, 2015
PROJECT STATUS REPORT**

TRENTON-MORRISVILLE TOLL & LOWER TRENTON TOLL-SUPPORTED BRIDGES APPROACH ROADWAYS IMPROVEMENTS

**DESIGN
Contract No. C-639A**

Cherry, Weber and Associates, P.C. (CWA) was issued Notice of Award and Limited Notice to Proceed effective February 25, 2014. This contract is for the Scope Development, Preliminary and Final Design and Post-Design Services for work at both the Trenton-Morrisville Toll Bridge Approach Roadways and the Lower Trenton Toll-Supported Bridge Approach Roadways. The Preliminary and Final Design effort under this contract that included the development of two (2) separate construction contracts: T-639A Trenton-Morrisville Toll Bridge Approach Roadways Improvements; and TS-639B Lower Trenton Toll-Supported Bridge Approach Roadways Improvements, has been completed.

CWA has completed their Post-Design Services for Contract T-639A and will complete their effort to provide post-design, post-award services for the TS-639B construction contract with the completion of construction in early September. CWA's continued post-design services included the review of contractor submittals, responding to RFIs, maintaining a field presence for the direction of work, assisting the General Contractor in the layout of concrete pavement patches, and participating in the TS-639B Progress Meetings as needed.

LOWER TRENTON TOLL-SUPPORTED BRIDGE APPROACH ROADWAYS IMPROVEMENTS

**CONSTRUCTION
Contract No. TS-639B**

Mount Construction Company, Inc. (Mount) was awarded this construction contract at the Commission's January 2015 Meeting and Notice to Proceed was issued effective March 9, 2015. The bulk of the contract items were completed in July with the completion of the accelerated concrete pavement patching, concrete sidewalk, ADA ramps, curb, asphalt binder and wearing courses, saw cutting and sealing of asphalt joints and striping on New Warren Street in New Jersey. Mount finished the punchlist work and installed the Traffic Counter Loops on Bridge Street to reach Substantial Completion on September 3, 2015. The As-built drawings, final closeout change order, boxing of the field files for archiving and closing of the field office continued in early September.

DELAWARE RIVER JOINT TOLL BRIDGE COMMISSION

Meeting of September 28, 2015 PROJECT STATUS REPORT

CONSTRUCTION INSPECTION Task Order Assignment Contract No. C-629B-1

This is a Task Order Agreement Assignment to Michael Baker, Jr., Inc. (MB) for inspection services associated with the TS-639B Lower Trenton Toll-Supported Bridge Approach Roadways Improvements Project. The MB inspection team, consisting of a full time inspector, a part time office engineer and a part time scheduler, completed their inspection services for the Construction Contract in mid-August. The Scheduler completed the scheduling review effort in July and the Office Engineer completed the office engineer duties of maintaining the document filing system including the tracking of submittals and RFIs at the end of June. The inspector developed a punchlist and completed the inspection services in mid-August. Currently MB is working on their final TOA effort of developing the as-built drawings.

SCUDDER FALLS BRIDGE REPLACEMENT PROJECT FINAL DESIGN SERVICES

FINAL DESIGN Contract No. C-660A

Michael Baker Jr., Incorporated (MBJ) of Hamilton New Jersey was issued the Notice to Proceed effective March 11, 2015. A Kick-Off Meeting was held on March 19, 2015 with a separate Executive Session and Technical Session being held. The latest Progress Meeting was held with Baker on July 7 to review the status of the contract and progress of the work completed to date. Baker progress submittals made during the months of July and August included the Final NJ Route 29 Interchange Roundabout and Ramp Analysis Technical Memorandum, the NJ Pedestrian/Bicycle Facility Technical Memo, the NJ and PA Design Exceptions Report, the Lighting Warrant Analyses Technical Memo, the NJ Line & Grade Plans, the NJ 175 Ramp to NB I-95 Analysis Report, and the 60% and Pre-Final Submissions for the Advanced Tree Clearing Contract. . All of these documents have been reviewed and commented on by Engineering and DMC Staff.

DELAWARE RIVER JOINT TOLL BRIDGE COMMISSION

Meeting of September 28, 2015 PROJECT STATUS REPORT

SUBSURFACE BORING AND SAMPLING CONTRACT FOR SCUDDER FALLS BRIDGE REPLACEMENT PROJECT

Construction
Contract No. T-661A

TRC Engineers, Inc. (TRC) was awarded this construction contract at the Commission's May 2015 Meeting and Notice to Proceed was issued effective June 18, 2015. TRC began their field work on June 22nd with their work to date continuing on schedule. As of the end of August one hundred and seventy (170) of the Contract three hundred and ten (310) borings have been completed. Bi-Weekly Schedule and Progress Meetings continue to take place.

PRE-CONSTRUCTION TRAFFIC STUDY FOR THE SCUDDER FALLS BRIDGE REPLACEMENT PROJECT

DESIGN
Contract No. C-663A

Pennoni Associates, Inc. (Pennoni) was issued Notice of Award and Limited Notice to Proceed effective July 28, 2015. This Contract is for professional traffic engineering services for a pre-construction traffic study required prior to construction of the Scudder Falls Bridge Replacement Project, in accordance with the Interagency Agreement (IA) dated April 30, 2012 between the DRJTBC, PennDOT and NJDOT. This study will serve as the baseline for purposes of determining the traffic diversion impacts from tolling the new Scudder Falls Bridge. As prescribed in the IA, the study area includes bridge crossings, various County and State road networks, intersections and interchanges that may be affected by the tolling of the new bridge. The scope of services includes traffic counts, data collection and traffic analysis.

The project kick-off meeting was conducted on August 26, 2015, which was attended by Commission staff including the Contract Compliance Department. The Pennoni team has commenced initial agency coordination including preliminary data collection efforts with DVRPC. In addition, planning and scheduling for field data collection is underway.

DELAWARE RIVER JOINT TOLL BRIDGE COMMISSION

Meeting of September 28, 2015 PROJECT STATUS REPORT

CAPITAL PROGRAM MANAGEMENT CONSULTANT (CPMC) & DESIGN MANAGEMENT CONSULTANT (DMC) SERVICES FOR THE I-95/SCUDDER FALLS BRIDGE IMPROVEMENT PROJECT

CPMC SERVICES – YEAR 2015

Task Order Assignment No. C-502A-1J

The Capital Program Management Consultant (CPMC) services are being continued under this Task Order Assignment, which began in March 2015. AECOM is providing one (1) full-time Project Manager and one (1) part-time Program Area Manager to oversee and manage various design and construction projects that are being advanced in the Capital Improvement Program. Under this Task Order Assignment the CPMC is currently providing full-time Resident Engineering duties for Construction Contract TS-639B, Lower Trenton TSB Approach Roadways Improvements; and, management and oversight of the other CPMC assigned projects. Contract TS-639B reached substantial completion in early July and the CPMC provided Resident Engineering duties for Contract TS-677A, Interim Deck Repairs for the Scudder Falls Bridge, which reached substantial completion for the first year of repairs on August 24th.

CPMC COMMUNICATIONS INFRASTRUCTURE SUPPORT SERVICES

Task Order Assignment No. C-502A-1K

AECOM has completed its alternatives assessment identifying potential solutions customized to meet the system requirements / future needs and submitted a draft report summarizing the results of the same together with a draft recommendation report.

DMC ADVANCED ENGINEERING SERVICES FOR PRIORITY ITEMS OF WORK

Task Order Assignment No. C-502A-2D

The AECOM team continued to perform **Public Involvement** activities with the monitoring of the Project Hotline and providing updates to the project website. The public involvement work under this Task Order Assignment was completed in early August. All of the remaining DMC public involvement activities will now be completed under Task Order Assignment C-502A-2G.

DELAWARE RIVER JOINT TOLL BRIDGE COMMISSION

Meeting of September 28, 2015 PROJECT STATUS REPORT

DMC SERVICES FOR MANAGEMENT AND OVERSIGHT OF FINAL DESIGN

Task Order Assignment No. C-502A-2G

AECOM's Design Management Consultant (DMC) Services are being continued under this Task Order Assignment that was authorized on January 16, 2015. The DMC services being provided under this Task Order Assignment include management and oversight of final design for the project through award of the Scudder Falls Bridge construction contracts. The DMC Services also include support to the Commission with the following: agency coordination, ROW acquisition plan development, ROW acquisition process coordination, environmental permitting, public involvement support, and coordination of necessary agreements with outside agencies. This DMC Task Order Assignment will cover DMC services through final design and award of the main Scudder Falls Bridge Project construction contract.

Environmental permitting agency coordination continues as well as preparation of the USACE and PADEP permit application packages, including all back-up documentation. Coordination is also ongoing with NJDEP – Green Acres regarding the back-up documentation required for the final application package for the Parkland Diversion Permit, and the draft Memorandum of Understanding for the maintenance and operation of the NJ Pedestrian/Bicycle Facility. The final NJDEP – Green Acres application was submitted for review and comment in mid-August. The Commission is currently awaiting preliminary approval of the Revised Jurisdictional Determination (JD) Plans that were submitted to the USACE on June 19, 2015. Work is progressing on the conceptual design of the PA Wetlands Mitigation Site. Staff and Legal Counsel continued the coordination with Evergreen Environmental to finalize the draft agreements for the NJ Wetlands Mitigation and the NJ Riparian Zone Mitigation.

The ROW acquisition process continued during the month of June, including coordination between Commission staff and the Commission's NJ and PA Legal Counsel. At the March 2015 Commission Meeting the Commissioners provided authorization, in the form of a Resolution, for the Right-of-Way Acquisition process. The PA and NJ Legal Counsels have initiated the necessary appraisals for all of the various property acquisitions in Pennsylvania and New Jersey. Appraisals have been received for all but one of the properties. Various offer letters have gone out to the property owners and others are currently being drafted up by the Commission's Legal Counsel. A request for a Court Order to access the Morris property and perform necessary survey and boring work was filed with the Bucks County Court on July 24, 2015 after the property owner (James Morris) refused to allow this work to be done. Subsequent to this court order being filed, Mr. Morris has agreed to work with us and allow this work to be done on his property.

DMC Staff are coordinating and overseeing the performance of Contract T-661, Geotechnical Boring Contract for the SFB Project that was awarded at the May 18, 2015 Commission Meeting. The boring work began June 22nd. Approximately 170 of the 310 total borings have been completed through August. Scheduling of 112 pavement cores and miscellaneous test pits that remain to be done also started. The latest Progress

DELAWARE RIVER JOINT TOLL BRIDGE COMMISSION

Meeting of September 28, 2015 PROJECT STATUS REPORT

Meeting for Contract C-660A was held on August 11th, 2015. Various technical review meetings were held with Baker in July and August to review technical issues and requirements for the various bridges, the BM/AET Facility, the NJ Route 29 Interchange Roundabout and Ramp Analyses, the Advanced Tree Clearing Contract and the NJ Pedestrian/Bicycle Facility Technical memos. The DMC also reviewed and commented on various Baker submittals including the PA and NJ Design Exceptions reports, the NJ Line and Grade Plans, the PA Route 332 Ramp Analysis Technical Memo, and the 60% and Pre-Final Submissions for the Advanced Tree Clearing Construction Contract. The Consultants baseline Final Design Schedule was approved at the end of July.

A coordination meeting was held with NJDOT staff on April 20, 2015 to review the proposed design layout for the NJ Route 29 Interchange. NJDOT confirmed that they want the design to proceed with the roundabouts. Additionally, they requested that the northbound entrance ramp from NJ Route 175 to I-95 remain open rather than be restricted for emergency access only. They are concerned that fully loaded tri-axle trucks from the nearby quarry that will be utilizing the roundabout during the peak traffic periods to access northbound I-95 will create an unacceptable Level of Service for the roundabout. Subsequent to that meeting, Baker was requested to prepare a report that analyzed the conceptual alignment and overall cost for providing full ramp access from Route 175. The results of this report and of the Final NJ Route 29 Interchange and Roundabout Analyses Technical Memo were discussed with NJDOT at a meeting on August 31, 2015. They were in agreement with the recommendations made in these reports. A RFP was prepared for Contract C-663A, SFB Project Pre-Construction Traffic Study. The RFP was posted on the Commission's website on April 23, 2015. A pre-proposal meeting was held on April 30, 2015 and four (4) proposals were submitted on May 21, 2015. Oral interviews with each of the four proposers were held on June 3, 2015. Authorization to negotiate was received at the June 29, 2015 Commission Meeting and final award was issued at the July 27, 2015 Commission Meeting.

SCUDDER FALLS BRIDGE INTERIM DECK REPAIRS

Task Order Assignment No. C-628A-2

Under this Task Order Assignment (TOA) the Consultant, Dewberry Engineers Inc. (Dewberry), is preparing plans for a contract to do deck repairs on the Scudder Falls Bridge. The existing deck is deteriorating and needs to be repaired to provide a satisfactory riding surface until the Scudder Falls Replacement Bridge is constructed. The purpose of this TOA is to prepare plans for a deck repair contract. After the repairs are complete, have the Contractor retained on an on-call basis for the following two (2) years, with an additional 1-year option, to repair new potholes as they develop. Bid opening was May 5, 2015. At the May Commission meeting it was voted to award the contract to Sparwick Contracting Inc. for \$916,696.00. A Pre-Construction meeting was held on June 19 and the Notice to Proceed was sent June 23, 2015. Since there are no nesting Peregrine Falcons the restriction of not starting work until August 1 was rescinded. The Contractor started construction on July 13, 2015 in the left lane of the southbound direction. All work, deck patching and line striping, was completed on August 24, 2015. Contractor is substantially complete for this year.

DELAWARE RIVER JOINT TOLL BRIDGE COMMISSION

Meeting of September 28, 2015 PROJECT STATUS REPORT

Construction Contract No. TS-677A

Sparwick Contracting, Inc. (SCI) was awarded this construction contract at the Commission's May 2015 Meeting and Notice to Proceed was issued effective June 23, 2015. Sparwick mobilized and began the deck repairs on July 13, 2015. All Type 1, 2 and 3 spall repairs were completed by August 22nd, and the bridge was restriped on August 24, 2015 completing the construction work for this project. Two progress meetings were held in August and SCI started demobilizing from the site in late August. One invoice was processed and the final invoice is being developed. SCI will provide on-call and emergency spall repairs for the next two years on an as-needed basis as part of their construction contract. Any bridge deck spall repairs that are needed will be performed between August 1st and November 6th of that year.

CONSTRUCTION INSPECTION Task Order Assignment Contract No. C-627B-3

This is a Task Order Agreement Assignment to French and Parrello (F&P) for inspection services associated with the TS-677A Scudder Falls Toll-Supported Bridge Interim Deck Repair Project. Inspections by F&P were conducted by full time Assistant Resident Engineer (RE), provided inspection services for the Construction Contract. The RE participated in the Construction Contract Bi-Weekly Schedule Update and Progress Meetings, provided construction inspection services and assisted with document control. F&P completed their inspection services with the completion of the construction work in late August and is working on the final as-built drawings which will complete their Task Order Assignment effort.

DELAWARE RIVER JOINT TOLL BRIDGE COMMISSION

Meeting of September 28, 2015 PROJECT STATUS REPORT

I-78 TOLL BRIDGE MAINTENANCE GARAGE

SPACE PROGRAM AND CONCEPT STUDY

Task Order Assignment No. C-627A-2

This Task Order Assignment is for a Space Program and Concept Study for the I-78 Toll Bridge Maintenance Garage. The purpose of this assignment is to provide the Commission with guidance in enhancing operational efficiency and facility space utilization. The Space Program will include a detailed analysis of the current versus required space to support the Commission's current as well as the projected operational, and maintenance needs at the facility.

At the conclusion of the Space Program, a Concept Study Report will be prepared to include three (3) proposed alternatives for review and consideration by the Commission in selecting the preferred alternative to be advanced to Final Design under a separate procurement process. As part of each alternative, the mechanical, electrical, plumbing, and life and safety improvements will be presented. Also, Building Management Systems will be part of each design concept which will reduce building systems' energy use and benefit the Commission in a long-term energy cost saving.

A kick-off meeting was held with Buchart Horn, Inc. / BASCO Associates on September 8, 2014 and a space utilization program interview was conducted on October 2, 2013. A Draft Space Utilization Program report was received on November 24 and a submission review meeting was conducted with the Consultant on December 3, 2014. Commission comments were shared with the Consultant at the meeting and incorporated into a Draft Concept Study Report submission which was received on December 22, 2014.

Draft Concept Study Report was presented to the Commission on January 15, 2015, and Commission comments were shared with the Consultant. Final Draft Concept Study Report was received on February 27, 2015 reviewed by the Commission Staff and comments were shared with the consultant.

Final Report incorporating all of the Commission comments were received on April 17, 2015. Final Contract Modification was received and executed on July 27th reflecting completion of this assignment 5% below budget.

DELAWARE RIVER JOINT TOLL BRIDGE COMMISSION

Meeting of September 28, 2015 PROJECT STATUS REPORT

PRELIMINARY, FINAL & POST DESIGN SERVICES C-508A

This contract is for, Preliminary, Final and Post-Design Services for renovations and expansion at the I-78 Maintenance Garage as identified under a Task Order Assignment for Space Utilization Program and Concept Study provided by Buchart Horn, Inc. / BASCO Associates.

Burns Engineering Inc. (BE) was issued Notice of Award and Limited Notice to Proceed effective July 28, 2015. A kick-Off Meeting was conducted on August 4th, and the Consultant collected As-Built information on August 11, 2015.

Subsurface borings exploration were completed on August 26, and a site visit was conducted on September 1, 2015 attended by the Architectural, Structural, Mechanical, Electrical, Security and Industrial discipline task leaders. Topographic Land Survey submission, Design Criteria and Geotechnical Reports are expected to be received by the end of September 2015.

I-78 TOLL PA APPROACH PAVING IMPROVEMENTS

I-78 TOLL BRIDGE MAIN RIVER BRIDGE LIGHTING RELOCATION Contract No. T-506B

A Kick-Off / Per-Construction Meeting took place on July 22, 2015, was held at the Commission's I-78 Toll Bridge Facility Maintenance Building and was attended by representatives of Kuharchik Construction and Hill International along with members of the Commission's staff. The contractor's activities to date have involved procurement of materials in anticipation of commencing field work in September.

EASTON-PHILLIPSBURG TOLL BRIDGE RAMP C SLOPE STABILIZATION, PRELIMINARY, FINAL & POST DESIGN SERVICES

DESIGN Contract No. C-628B-3

The Louis Berger Group (LBG) was issued Notice of Award and Limited Notice to Proceed effective July 17, 2015. This assignment is for Preliminary, Final and Post-Design Services for work at the large slope located behind the Easton-Phillipsburg Toll Bridge Operations Building along Ramp C. LBG is currently performing pre-final design tasks associated with the assignment.

DELAWARE RIVER JOINT TOLL BRIDGE COMMISSION

Meeting of September 28, 2015 PROJECT STATUS REPORT

PORTLAND-COLUMBIA TOLL BRIDGE APPROACH ROADWAY IMPROVEMENTS

DESIGN CONTRACT NO. C-566A

Greenman-Pederson, Incorporated (GPI) was issued Notice of Award and Limited Notice to Proceed effective July 1, 2014. This contract is for the Scope Development, Preliminary and Final Design and Post-Design Services for work at the Portland-Columbia Toll Bridge Approach Roadways.

GPI continues to perform Post Design/Post Award services which include reviewing and responding to submittals and RFIs as well as participating in construction progress meetings.

CONSTRUCTION Contract No. T-566A

Intercounty Paving Associates, LCC (IPA) was awarded this construction contract at the Commission's February 2015 Meeting; issued Notice of Award and Limited Notice to Proceed effective February 25, 2015; and issued Notice to Proceed effective March 26, 2015 upon the approval of IPA's insurance. IPA's Preliminary Schedule and Health and Safety Program (HASP) have both been submitted and are under review. IPA has also begun submitting RFIs. A preconstruction meeting was held on April 9, 2015 and field work has commenced and proceeding on schedule. Contract work is expected to be complete by the end of October 2015.

CONSTRUCTION MANAGEMENT Contract No. C-629A-1

Hill International, Inc. (Hill) was issued their Notice to Proceed for this Task Order Assignment (TOA) for Construction Management Services associated with Construction Contract T-566A effective March 3, 2015. The TOA kick off meeting was held on March 13th. Hill continues to review the contractor's updated construction schedule, perform safety reviews as well as attending construction progress meetings.

DELAWARE RIVER JOINT TOLL BRIDGE COMMISSION

Meeting of September 28, 2015 PROJECT STATUS REPORT

CONSTRUCTION INSPECTION Contract No. CI-566A

Jacobs Engineering Group, Inc. (Jacobs) was awarded this Construction Inspection (CI) Contract at the Commission's February 2015 Meeting; issued Notice of Award and Limited Notice to Proceed effective February 25, 2015 and issued Notice to Proceed effective March 25, 2015 upon the approval of Jacob's insurance. The CI has set up the field office, continues to process the contractor's submittals, RFI's and invoices and is providing staff to perform inspection of the contractors various work items.

VARIOUS BRIDGES AND FACILILTIES

DISTRICT 3 TOLL FACILITIES EMERGENCY STANDBY GENERATORS IMPROVEMENTS

FINAL DESIGN AND POST DESIGN SERVICES

Task Order Assignment No. C-627B-2

Under this Task Order Assignment (TOA) the Consultant, French & Parrello Associates (FPA) developed the final design for placing each of the three District 3 Toll Bridge Facilities (PCTB, DWGTB and MMTB) completely on standby generator power. FPA submitted their Final Design Submission on June 9th. The construction contract for this project, Contract T-514A, was awarded at the July Commissioners' Meeting. FPA has begun their Post Design Services by reviewing and responding to submittals and Requests for Information (RFIs) and has been attending Contract T-514A's Kick Off meeting and Bi Weekly Schedule Update and Progress Meetings.

CONSTRUCTION

Contract No. T-514A

Contract T-514A was let for bid on June 9th. Bids were received on July 2 and the Commissioners' approved the award of this Contract at the July Commissioners' Meeting. The Contractor Westside Hammer Electrical Services, Inc. (WSH) was issued their Notice of Award and Limited Notice to Proceed effective July 28, 2015. WSH was issued their Notice to Proceed effective August 25, 2015. WSH has been submitting in their contract required submittals along with RFI's. The Kick Off Meeting was held on August 7, 2015 with Bi-Weekly Schedule Update and Progress Meetings being held on August 19th and September 2nd. Field work began on August 31st.

DELAWARE RIVER JOINT TOLL BRIDGE COMMISSION

Meeting of September 28, 2015 PROJECT STATUS REPORT

CONSTRUCTION MANAGEMENT SERVICES Task Order Assignment No. C-657A-2

Under this Task Order Assignment (TOA) the Consultant, Joseph Jingoli & Sons (JJS) is providing construction management services for the T-514A project. JJS is supplying staff to oversee and coordinate the activities of the T-514A contractor. JJS was issued their TOA Notice to Proceed effective August 5, 2015. The TOA Kick Off meeting was held on August 18, 2015. JJS is handling the processing of all of the submittals and RFIs on Contract T-514A; overseeing and monitoring the Contract T-514A field activities; and running the T-514A Bi-Weekly Schedule Update and Progress Meetings.

TOLL BRIDGE FACILITIES ENERGY AUDIT LEVEL 3

CONCEPT STUDY Task Order Assignment No. C-657A-1

This Task Order Assignment is to obtain an American Society of Heating Refrigeration and Air Conditioning Engineers (ASHRAE) Level 3 Energy Audit for the Toll Bridge Facilities noted below. The audit shall provide a basis for long term energy planning oriented toward a present value of net zero expenditure with respect to the projected cost savings preferably within ten years but not exceeding 20 years.

A kick-off meeting was held with Joseph Jingoli & Son, Inc. on April 21, 2015. The Consultant collected as-built drawings, placed Data Loggers to collect energy use data trends during one month period at various locations within each site and concluded site visits and surveys on May 20, 2015. The Consultant is currently preparing energy models at each location using information obtained from Data Loggers that were collected by June 25, 2015.

Draft Concept Study Report identifying proposed energy conservation measures was received July 23, 2015 and a report review meeting was held with the Consultant August 27th. Commission comments were shared with the Consultant and a Final Report is expected to be received by September 18th 2015.

DELAWARE RIVER JOINT TOLL BRIDGE COMMISSION

**Meeting of September 28, 2015
PROJECT STATUS REPORT**

ELECTRONIC SURVEILLANCE / DETECTION SYSTEM

**RFP DEVELOPMENT, PROCUREMENT SUPPORT AND TRANSITION SERVICES
Task Order Assignment No. C-539A-5**

URS Corporation continued to provide the Commission with technical support with regard to the implementation of Technology Updates for the Electronic Surveillance / Detection System by Schneider Electric Building Americas, Inc.

**ESS MAINTENANCE CONTRACT
Contract No. DB-575A**

Schneider Electric Building Americas, Inc. continues to provide maintenance services in support of the Electronic Surveillance / Detection System under the direction of the Commission's Electronic Security and Surveillance Staff, who operate the system from the Primary Control Center located at the New Jersey State Police's Regional Operation and Information Center (ROIC) in West Trenton, New Jersey.

ELECTRONIC TOLL COLLECTION SYSTEM DESIGN-BUILD Contract No. DB-427

In-Lane Toll System Design-Build-Maintain Project TO-427C

Xerox and TransCore continue to perform preventative maintenance for the electronic toll collection system and violation enforcement system. Commission Staff met with Xerox and TransCore to review maintenance activity for the month.

Commission Staff issued a purchase order to Xerox for the 2015 Spare Parts/Consumables. The spare parts are being required and placed in the Commission's inventory. Once all items are received, we will conduct an inventory review.

Customer Service Center/Violation Processing Center Design-Build-Operate-Maintain Project TO-427D

A monthly status meeting with Duncan Solutions and Commission Staff was held to continue discussing the process that was implemented to collect from all pre-NJ Regional CSC violators that were transitioned from the Commission's standalone CSC to Duncan Solutions.

DELAWARE RIVER JOINT TOLL BRIDGE COMMISSION

Meeting of September 28, 2015 PROJECT STATUS REPORT

Customer Service Center/Violation Processing Center Project DB-584

Xerox continues to provide services for the E-ZPass New Jersey Regional Customer Service Center/Violation Processing Center (CSC/VPC).

The New Jersey Turnpike Authority (NJTA) procurement for the E-ZPass Customer Service Center System & Operations is on-going. Proposals were received on May 29, 2015, the proposal submission date. Commission Staff met with the other agencies included in the NJ CSC to discuss their evaluation of the proposals. Oral interviews were conducted and best and final offers were submitted to the NJTA. Commission staff participated in meetings with the other agencies included in the CSC to discuss our final evaluation and prepare for submitting to the NJTA.

Traffic Count Program Upgrade DR-550A

Commission Staff is issuing purchase orders for the material to deploy a count station at one site. Commission Staff finalized the bill of material for this installation for "fit-up" and "de-bugging". Commission Purchasing issued a Purchase Order to Signal Service for the traffic counter, auxiliary power cabinet and host server rental. The balance of the Bill of Material was sent to District 2 Maintenance to purchase miscellaneous hardware to complete the installation. A cellular modem was acquired, installed in the auxiliary cabinet and formatted for the site.

ELECTRONIC TOLL COLLECTION SYSTEM REPLACEMENT - PROCUREMENT ADVISOR

Task Order Assignment No. C-621A-2

RK&K completed their review of the submitted proposals for the Electronic Toll Collection System Replacement. RK&K attended the oral interviews and subsequent meetings with the Technical Evaluation Committee (TEC), serving as an advisor. Additionally, RK&K prepared a summary of the assumptions and exceptions included in the proposal and participated with the Commission in the negotiation process.

DELAWARE RIVER JOINT TOLL BRIDGE COMMISSION

Meeting of September 28, 2015 PROJECT STATUS REPORT

BRIDGE MONITORING SYSTEM

BRIDGE MONITORING SYSTEM STUDY FOR SELECT VEHICULAR BRIDGES Contract No. C-556A

On February 19, 2015, Pennoni Associates submitted their final report outlining opportunities for implementation of structural health monitoring as well as overweight / oversized vehicle detection, deterrence and enforcement through the long term application of sensor type technologies together with a data acquisition / reporting system to function as an integrated Bridge Monitoring System.

The Commission is currently evaluating the recommendation to recommission the monitoring equipment at New Hope-Lambertville and Riverton-Belvidere Toll Supported bridges.

LEVEL 3 – INVESTMENT GRADE TRAFFIC AND REVENUE FORECASTS C-549AR

The agreement will remain open as there are two options included to update the traffic and revenue forecasts as needed by the Commission.

GENERAL ENGINEERING CONSULTANT 2015-2016 ANNUAL INSPECTIONS CONTRACT NO. C-684A

As the Commission's new General Engineering Consultant (GEC), Cherry, Weber & Associates (CWA) is providing Annual Inspection Services for the Toll Bridges, and Interim Inspections of the Toll-Supported Bridges in 2015.

The inspection of the toll bridges and interim inspection of all load-posted toll-supported bridges are complete. CWA has updated the PennDOT BMS and NJDOT Combis system for each of the scheduled bridges within 30 days of the completion of the field inspection of each bridge.

Facilities inspections were held in District 2 on June 24, District 1 on July 21, and District 3 on July 23. Retroreflectivity sign testing was performed in District 1 on July 21, District 2 on July 15, and District 3 on July 16. CWA is creating the draft Maintenance Report and is scheduled to submit it on September 4.

DELAWARE RIVER JOINT TOLL BRIDGE COMMISSION

Meeting of September 28th, 2015

OPERATIONS

The following Pages reflect the reports on those items assigned to the Operations Department. Each item is reported separately and page numbered accordingly.

DELAWARE RIVER JOINT TOLL BRIDGE COMMISSION

Meeting of September 28th, 2015

**Operation Report Index
For
Department of Security, Safety & Training**

SUBJECT	DESCRIPTION	PAGE NUMBER
Department of Security, Safety & Training	Month of July 2015 Status Reports	1-2

DELAWARE RIVER JOINT TOLL BRIDGE COMMISSION

Meeting of September 28th, 2015

July 7th Meeting with the Portland Police ref: accident in construction zone.

July 9th Attended monthly staff meeting at the New Hope facility.

July 9th Attended the monthly Operations meeting at the New Hope facility.

July 10th Facilitated the Bridge Inspection training for Bridge Monitors at the New Hope facility.

July 16th Facilitated and attended the monthly Workplace Safety committee meeting at the Delaware Water Gap.

July 22nd Facilitated the CPR/AED training for employees at the I-78 facility.

July 23rd Facilitated the Harassment Prevention Managers training at the New Hope facility.

July 28th Facilitated the PSATS Flagger training for maintenance at the I-78 facility.

July 28th attended a meeting to review the Scudders Falls project at the New Hope facility.

July 30th attended meeting to discuss budget concerns and preparation at the New Hope facility.

July 31st Follow up meeting with Portland Pa. Police and discussion of current construction zone and problems with trucks in zone.

During the month of July continued to support the engineering and operation's department in support of scheduling Troopers for assignments, and conducted weekly meeting with both State Police Liaisons. There were (10) request for Troopers for details of construction scheduled and completed. Also conducted background checks for H/R for potential employment.

July 2015

Bridges	N/R Accidents		Traffic Accidents		Motorist Assists		Other	
	NJ	PA	NJ	PA	NJ	PA	NJ	PA
Milford-Montague 40	0	0	0	0	0	0	3	0
Delaware Water Gap 41	0	0	1	0	0	1	0	0
Portland Pedestrian 42	0	0	0	0	0	0	2	0
Portland – Columbia 43	0	0	0	0	0	0	0	0
Riverton – Belvidere 44	0	0	0	1	0	0	16	1
Rt 22 EP 45	0	1	4	0	0	0	3	0
Northampton St 46	0	0	1	0	0	0	3	2
I-78 47	0	2	1	4	0	3	0	6
Riegelsville 48	0	0	0	0	0	0	2	1
Upper Black Eddy Milford 49	0	0	0	0	0	0	0	1
Uhlerstown Frenchtown 50	0	0	0	0	0	0	0	0
Lumberville Raven Rock 51	0	0	0	0	0	0	0	0
Centre Bridge Stockton 52	0	0	0	0	0	0	0	0
New Hope Lambertville Toll 53	0	0	0	0	1	0	3	0
New Hope Lambertville 54	0	0	0	0	1	0	11	0
Washington Crossing 55	0	0	0	0	0	0	0	0
Scudder Falls 56	0	0	1	1	0	1	0	2
Calhoun St 57	0	0	0	0	0	0	1	0
Lower Trenton 58	0	1	1	0	0	0	2	1
Morrisville Trenton 59	0	1	2	2	0	0	5	0

	Citations	Warnings	Security Checks
New Jersey State Police	28	10	338
Pennsylvania State Police	63	5	649
Click It or Ticket Campaign	150	30	N/A

DELAWARE RIVER JOINT TOLL BRIDGE COMMISSION

Meeting of September 28th, 2015

**Operation Report Index
For
Department of Security, Safety & Training**

SUBJECT	DESCRIPTION	PAGE NUMBER
Department of Security, Safety & Training	Month of August 2015 Status Reports	1-2

DELAWARE RIVER JOINT TOLL BRIDGE COMMISSION

Meeting of September 28th, 2015

August 7th Facilitated and Bridge Inspection for Bridge Monitors at the New Hope facility.

August 20th Attended and facilitated the monthly Workplace Safety committee meeting at the New Hope facility.

August 24th Facilitated New Hire and harassment training at the Delaware Water Gap facility.

August 27th Facilitated Harassment and Blood Borne Pathogen training for custodian's and maintenance personnel at the I-78 facility.

During the month of August continued to support the engineering and operation's department in support of scheduling Troopers for assignments, and conducted weekly meeting with both State Police Liaisons. There were (4) request for Troopers for details of construction scheduled and completed. Also conducted background checks for H/R for potential employment.

During the months of July and August on the Toll Supported Bridges there were 757 Truck Turn a rounds and 19 failure to stop, equating to percentage of 3.59%

August 2015

Bridges	N/R Accidents		Traffic Accidents		Motorist Assists		Other	
	NJ	PA	NJ	PA	NJ	PA	NJ	PA
Milford-Montague 40	0	1	0	0	0	0	0	0
Delaware Water Gap 41	0	0	0	0	3	0	0	3
Portland Pedestrian 42	0	0	0	0	0	0	0	0
Portland – Columbia 43	0	0	0	0	0	0	0	0
Riverton – Belvidere 44	1	0	0	0	14	0	0	0
Rt 22 EP 45	0	1	0	1	20	0	1	1
Northampton St 46	1	0	0	0	0	0	0	2
I-78 47	0	5	0	0	0	5	10	8
Riegelsville 48	0	0	0	0	4	0	0	0
Upper Black Eddy Milford 49	0	0	0	0	0	0	1	0
Uhlerstown Frenchtown 50	0	0	0	0	0	0	0	0
Lumberville Raven Rock 51	0	0	0	0	0	0	1	0
Centre Bridge Stockton 52	0	0	0	0	0	0	0	0
New Hope Lambertville Toll 53	0	0	0	0	1	0	0	0
New Hope Lambertville 54	0	0	0	0	0	0	12	0
Washington Crossing 55	0	0	0	0	0	0	0	0
Scudder Falls 56	0	0	0	0	0	0	0	2
Calhoun St 57	0	0	2	0	0	0	0	0
Lower Trenton 58	0	1	0	0	0	0	0	1
Morrisville Trenton 59	0	1	7	2	0	0	6	6

	Citations	Warnings	Security Checks
New Jersey State Police	41	15	412
Pennsylvania State Police	37	22	734

DELAWARE RIVER JOINT TOLL BRIDGE COMMISSION

Meeting of September 28, 2015

Operations Report Index

ELECTRONIC SECURITY AND SURVEILLANCE REPORT

Subject	Description	Page Numbers
Electronic Security and Surveillance	Status Report for the Month of July 2015	1 - 4
Electronic Security and Surveillance	Status Report for the Month of August 2015	5-9

DELAWARE RIVER JOINT TOLL BRIDGE COMMISSION

Meeting of September, 2015

ELECTRONIC SECURITY AND SURVEILLANCE REPORT MONTH OF JULY 2015

The below-listed items represent meetings, communications, tasks, and projects involving the Electronic Security and Surveillance Department:

Radio System

- During the month of July 2015, ESS personnel continued working with Motorola and the New Jersey State Police to upgrade the Commission's radio system to 700 MHz/P25 and develop a plan to install an in-building radio antenna system for the new Scudder Falls building.
- ESS personnel arranged for various radio installations and repairs during the month of July 2015.
- ESS personnel alone, and in conjunction with the New Jersey State Police investigated various other DRJTBC radio issues both during and after normal working hours.
- ESS personnel continue to work with the Districts and IT to update the Cartegraph radio inventory database.

Access Control System

- During the month of July 2015, ESS personnel worked with General Supply (Commission's lock smith) to address various lock issues. A new lock is being reviewed in an effort to address the reoccurring lock issue at the New Hope-Lambertville Shelter.
- In July 2015, ESS personnel created ID badges for new employees, summer employees and consultants. Additionally, ESS continued making "Essential Employee" ID badges for current employees and is in the process of badging all Commission summer employees.
- During the month of July 2015, the ACS database was audited and the system was purged of invalid employee and contractor cards. Various other employee ACS rights were updated and/or changed at the request of supervisors.

DELAWARE RIVER JOINT TOLL BRIDGE COMMISSION

Meeting of September, 2015

ELECTRONIC SECURITY AND SURVEILLANCE REPORT MONTH OF JULY 2015

- Various door alarms and ACS issues were addressed both during and after normal working hours.

ESS

- On July 28, 2015, ESS personnel met with representatives from Schneider Electric to review the maintenance project and various other repairs/construction projects being scheduled.
- ESS personnel reviewed and purged the ESS video storage database that contains copies of videos requested by DRJTBC personnel and outside agencies.
- ESS personnel worked during, and after normal working hours on numerous ESS issues and problems raised by Commission members.
- The ESS Primary Control Center continues to operate 24/7 and detected, documented, and assisted the District bridges with various emergencies, traffic, and security related incidents.
- During the month of July 2015, ESS personnel investigated and processed the following seventeen video requests:
 1. On 07/01/15, District II requested a video search from the I-78 Toll Bridge regarding an internal investigation.
 2. On 07/01/15, the PA State Police requested a video search from I-78 regarding a motor vehicle accident (MVA).
 3. On 07/02/15, the PA State Police requested a video search from the RV Toll Supported Bridge regarding a motor vehicle incident.
 4. On 07/05/15, the Allentown, PA Police Department requested a video search from the EP Toll Bridge regarding a homicide investigation.
 5. On 07/07/15, District I requested a video search from the LT Toll Supported Bridge regarding a bridge jumper.

DELAWARE RIVER JOINT TOLL BRIDGE COMMISSION

Meeting of September, 2015

ELECTRONIC SECURITY AND SURVEILLANCE REPORT MONTH OF JULY 2015

6. On 07/09/15, the Easton, PA Police Department requested a video search from the NHst Toll Supported Bridge regarding a police investigation.
7. On 07/10/15, the Easton, PA Police Department requested a video search from I-78 regarding a homicide investigation.
8. On 07/16/15, SS&T requested a video search from I-78 regarding damage incurred to a vehicle owned by a Commission employee.
9. On 07/22/15, District I requested a video search from SF regarding an MVA.
10. On 07/22/15, the Morrisville, PA Police Department requested a video search from TM regarding an assault.
11. On 07/23/15, District I requested a video search from SF regarding an MVA that resulted in Commission damage.
12. On 07/23/15, District I requested a video search from TM regarding a hit and run MVA that resulted in Commission damage.
13. On 07/26/15, the NJ State Police requested a video search from MM regarding a theft investigation.
14. On 07/26/15, the NJ State Police requested a video search from UF regarding missing tubers on the river.
15. On 07/28/15, District II requested a video search from I-78 regarding an MVA that resulted in Commission damage.
16. On 07/28/15, the NJ State Police requested a video search from EP regarding a Burglary investigation.
17. On 07/29/15, District II requested a video search from I-78 regarding an MVA.

DELAWARE RIVER JOINT TOLL BRIDGE COMMISSION

Meeting of September, 2015

ELECTRONIC SECURITY AND SURVEILLANCE REPORT MONTH OF JULY 2015

Miscellaneous

- On July 2, 2015, ESS personnel met with Jim Neupauer, State Farm Insurance Company, regarding an accident on Commission property involving one of their policy holders.
- On July 7, 2015, ESS personnel worked with District personnel and local Emergency Services to locate an individual that jumped from the Lower Trenton Toll Supported Bridge.
- On July 9, 2015, ESS personnel attended the Commission's Staff Meeting and Operations Meeting held at the New Hope Executive Headquarters.
- On July 21, 2015, ESS personnel attended a meeting at the New Hope Police Headquarters concerning the upcoming fireworks displays to be held on the river in the vicinity of the New Hope-Lambertville Toll Supported Bridge.
- On July 27, 2015, the Commission hired Jonathan Eric Freeman for the ESS Systems Maintenance Manager position.
- During the month of July 2015, ESS personnel assisted Human Resources and the Districts with various internal issues, investigations, and terminations.
- During the month of July 2015, ESS personnel continued to work with Verizon to prepare a settlement document regarding a dispute over the Wide Area Network charges pertaining to the ESS system.
- During the month of July 2015, ESS personnel recorded and processed emergency management contact information from various municipalities bordering Commission property.
- During the month of July 2015, ESS personnel worked with Samzies Uniforms to develop a sample Bridge Monitor's uniform.

DELAWARE RIVER JOINT TOLL BRIDGE COMMISSION

Meeting of September, 2015

ELECTRONIC SECURITY AND SURVEILLANCE REPORT MONTH OF AUGUST 2015

The below-listed items represent meetings, communications, tasks, and projects involving the Electronic Security and Surveillance Department:

Radio System

- During the month of August 2015, ESS personnel continued working with Motorola and the New Jersey State Police to upgrade the Commission's radio system to 700 MHz/P25. Motorola is expected to provide the Commission with a final quote in the month of September.
- ESS personnel arranged for various radio installations and repairs during the month of August 2015.
- ESS personnel alone, and in conjunction with the New Jersey State Police investigated various other DRJTBC radio issues both during and after normal working hours.
- ESS personnel continue to work with the Districts and IT to update the Cartegraph radio inventory database.

Access Control System

- During the month of August 2015, ESS personnel worked with General Supply (Commission's lock smith) to address various lock issues. A new combination lock was installed at the New Hope-Lambertville Shelter and will be evaluated to see if it meets the needs of the Bridge Monitors.
- In August 2015, ESS personnel created ID badges for new employees and consultants. Additionally, ESS continued making "Essential Employee" ID badges for current employees and is in the process of badging all Commission summer employees.
- During the month of August 2015, the ACS database was audited and the system was purged of invalid employee and contractor cards. Various other employee ACS rights were updated and/or changed at the request of supervisors.

DELAWARE RIVER JOINT TOLL BRIDGE COMMISSION

Meeting of September, 2015

ELECTRONIC SECURITY AND SURVEILLANCE REPORT MONTH OF AUGUST 2015

- Various door alarms and ACS issues were addressed both during and after normal working hours.

ESS

- On August 5, 2015, ESS personnel, IT and Mr. Hill met with representatives from Schneider Electric and DVTeL to discuss the status of the current ESS system and new technology that has come on the market.
- During the month of August 2015, ESS personnel submitted suggestions for ESS equipment and access control equipment for the new Scudder Falls facility. ESS also submitted suggestions for new access control items for the Trenton-Morrisville renovation.
- During the month of August 2015, ESS personnel worked with Schneider Electric on various pending and current construction projects involving ESS equipment.
- ESS personnel reviewed and purged the ESS video storage database that contains copies of videos requested by DRJTBC personnel and outside agencies.
- ESS personnel worked during, and after normal working hours on numerous ESS issues and problems raised by Commission members.
- The ESS Primary Control Center continues to operate 24/7 and detected, documented, and assisted the District bridges with various emergencies, traffic, and security related incidents.
- During the month of August 2015, ESS personnel investigated and processed the following twenty-five video requests:
 1. On 08/02/15, District II requested a video search from the Northampton Street Toll Supported Bridge regarding a hit and run motor vehicle accident.
 2. On 08/03/15, the Frenchtown, NJ Police Department requested a video search from Uhlerstown-Frenchtown Toll Supported Bridge regarding a police investigation.

DELAWARE RIVER JOINT TOLL BRIDGE COMMISSION

Meeting of September, 2015

ELECTRONIC SECURITY AND SURVEILLANCE REPORT MONTH OF AUGUST 2015

3. On 08/03/15, the New Hope, PA Police Department requested a video search from the New Hope-Lambertville Toll Supported Bridge regarding an assault.
4. On 08/04/15, the Upper Makefield, PA Police Department requested a video search from the Trenton-Morrisville Toll Bridge regarding a police chase.
5. On 08/05/15, District I requested a video search from the Trenton-Morrisville Toll Bridge regarding an internal investigation.
6. On 08/08/15, the Morrisville, PA Police Department requested a video search from the Lower Trenton Toll Supported Bridge regarding an armed robbery.
7. On 08/10/15, Security, Safety and Training (SS&T) requested a video search from the New Hope-Lambertville Toll Supported Bridge regarding an internal investigation.
8. On 08/10/15, the Morrisville, PA Police Department requested a video search from the Lower Trenton Toll Supported Bridge regarding a robbery.
9. On 08/12/15, District II requested a video search from the Easton-Phillipsburg Toll Bridge regarding damage to the toll plaza.
10. On 08/13/15, District II requested a video search from the I-78 Toll Bridge regarding damage to the toll plaza.
11. On 08/14/15, SS&T requested a video search from the Riegelsville Toll Supported Bridge regarding an internal investigation.
12. On 08/20/15, District II requested a video search from the I-78 Toll Bridge regarding an internal investigation.
13. On 08/21/15, District II requested a video search from the I-78 Toll Bridge regarding damage to the toll plaza.
14. On 08/21/15, District II requested a video search from the I-78 Toll Bridge regarding additional damage to the toll plaza.

DELAWARE RIVER JOINT TOLL BRIDGE COMMISSION

Meeting of September, 2015

ELECTRONIC SECURITY AND SURVEILLANCE REPORT MONTH OF AUGUST 2015

15. On 08/22/15, District II requested a video search from the I-78 Toll Bridge regarding a motor vehicle accident.
16. On 08/22/15, the NJ State Police requested a video search from the Trenton-Morrisville Toll Bridge regarding a hit and run accident.
17. On 08/24/15, the NJ State Police requested a video search from the Northampton Street Toll Supported Bridge regarding a theft.
18. On 08/25/15, SS&T requested a video search from the Calhoun Street Toll Supported Bridge regarding an internal investigation.
19. On 08/26/15, the NJ State Police requested a video search from the Trenton-Morrisville Toll Bridge regarding a hit and run accident.
20. On 08/26/15, the NJ State Police requested a video search from the I-78 Toll Bridge regarding a subject that jumped from the bridge.
21. On 08/27/15, District II requested a video search from the I-78 Toll Bridge regarding an internal investigation.
22. On 08/27/15, the NJ State Police requested a video search from the Easton-Phillipsburg Toll Bridge regarding a theft investigation.
23. On 08/28/15, District I requested a video search from the Trenton-Morrisville Toll Bridge regarding missing a motor vehicle accident (MVA).
24. On 08/31/15, District III requested a video search from the Milford-Montague Toll Bridge regarding an MVA.
25. On 08/31/15, the New Castle County Delaware Police Department requested a video search from the New Hope-Lambertville Toll Bridge regarding a homicide investigation.

Miscellaneous

- On August 10, 2015, Jonathan Eric Freeman started his employment with the Commission as the ESS Systems Maintenance Manager.

DELAWARE RIVER JOINT TOLL BRIDGE COMMISSION

Meeting of September, 2015

ELECTRONIC SECURITY AND SURVEILLANCE REPORT MONTH OF AUGUST 2015

- During the month of August 2015, ESS personnel assisted Human Resources and the Districts with various internal issues, investigations, and terminations.
- During the month of August 2015, ESS personnel finalized the Verizon dispute over the Wide Area Network charges pertaining to the ESS system.
- During the month of August 2015, ESS personnel participated in various planning meetings in preparation for the arrival of the Pope to the Philadelphia area.

DELAWARE RIVER JOINT TOLL BRIDGE COMMISSION

Meeting of September 28th, 2015

SUPPLEMENTAL PROJECTS REPORT

**OVERVIEW REPORT OF GENERAL UPKEEP, PREVENTATIVE MAINTENANCE,
MAINTENANCE PROJECTS AND UPDATE OF MOTOR ASSIST PROGRAM**

DISTRICT I, II AND III

Months of July & August 2015

Report as shown directly hereunder and have been submitted by Lendell Jones, Director of Plants and Facilities, to keep the Commission Members apprised of the above captioned items at all three districts.

District I
 LeVar Talley, Superintendent
 Michele Gara, Asst. Superintendent
 Larry Dubin, Foreman of Maintenance, Trenton-Morrisville
 Daniel Pascuillo, Foreman of Maintenance, New Hope-Lambertville

Trenton-Morrisville Toll Bridge

Task	JAN	FEB	MAR	APR	MAY	JUN	JUL	AUG	SEP	OCT	NOV	DEC	Total Man-hours
Bridge Maintenance	224	136	330	240	244	341	259.0	280					2,054
Bldg./Facilities Maintenance	768	720	986	910	764	936	759.0	661					6,504
Grounds Maintenance	224	136	362	476	502	556	614.0	611					3,481
Road Maintenance	232	152	362	242	291	310	271.0	280					2,140
Snow/Ice Maintenance	527	272	579	234	236	294	259.0	280					2,681
Vehicle Maintenance	520	304	582	449	415	478	404.0	404					3,556
Miscellaneous	232	152	338	298	300	330	283.0	342					2,275
Total Man-hours	2,727	1,872	3,539	2,849	2,752	3,245	2,849.0	2,858	0	0	0	0.0	22,691

New Hope-Lambertville Toll Bridge

Task	JAN	FEB	MAR	APR	MAY	JUN	JUL	AUG	SEP	OCT	NOV	DEC	Total Man-hours
Bridge Maintenance	364	352	398	588	385	674	509.0	579					3,849
Bldg./Facilities Maintenance	764	854	773	727	556	662	668.0	692					5,696
Grounds Maintenance	356	284	446	540	610	726	903.0	749					4,614
Road Maintenance	300	344	530	426	419	366	335.0	359					3,079
Snow/Ice Maintenance	737	524	566	304	255	310	319.0	289					3,304
Vehicle Maintenance	370	292	342	304	275	350	319.0	380					2,632
Miscellaneous	316	296	350	312	287	354	405.0	345					2,665
Total Man-hours	3,207	2,946	3,405	3,201	2,787	3,442	3,458.0	3,393	0	0	0	0.0	25,839

Southern Division Toll Supported Bridges

Task	JAN	FEB	MAR	APR	MAY	JUN	JUL	AUG	SEP	OCT	NOV	DEC	Total Man-hours
Bridge Maintenance	40	64	8	72	32	282	54.0	80					632
Bldg./Facilities Maintenance	336	452	565	579	208	514	489.0	498					3,641
Grounds Maintenance	64	32	233	526	490	302	273.0	314					2,234
Road Maintenance	48	80	151	48	356	203	229.0	100					1,215
Snow/Ice Maintenance	502	272	287	16	0	0	0.0	0					1,077
Vehicle Maintenance	156	160	206	231	239	168	172.0	211					1,543
Miscellaneous	150	135	96	148	148	126	171.0	135					1,109
Total Man-hours	1,296	1,195	1,546	1,620	1,473	1,595	1,388.0	1,338	0	0	0	0.0	11,451

District II
 James Shelly, Superintendent
 Harry Brown, Asst. Superintendent
 Robert Varju, Foreman of Maintenance, I-78
 Mark W. Dilts, Foreman of Maintenance, Easton-Phillipsburg

Easton-Phillipsburg Toll Bridge

Task	JAN	FEB	MAR	APR	MAY	JUN	JUL	AUG	SEP	OCT	NOV	DEC	Total Man-hours
Bridge Maintenance	161	166	200	152	178	215	519	433					2,024
Bldg./Facilities Maintenance	856	601	744	642	565	577	523	387					4,895
Grounds Maintenance	232	220	292	295	358	450	359	401					2,607
Road Maintenance	168	207	324	192	268	457	406	291					2,313
Snow/Ice Maintenance	556	609	433	112	100	141	144	121					2,216
Vehicle Maintenance	292	288	304	232	164	245	184	197					1,906
Miscellaneous	192	212	216	220	123	225	213	161					1,562
Total Man-hours	2,457	2,303	2,513	1,845	1,756	2,310	2,348	1,991	0	0	0	0	17,523

I-78 Toll Bridge

Task	JAN	FEB	MAR	APR	MAY	JUN	JUL	AUG	SEP	OCT	NOV	DEC	Total Man-hours
Bridge Maintenance	32	0	0	347	286	143	88	110					1,006
Bldg./Facilities Maintenance	784	775	1023	724	599	860	808	853					6,426
Grounds Maintenance	126	64	384	689	693	549	789	806					4,100
Road Maintenance	16	43	111	229	175	207	92	204					1,077
Snow/Ice Maintenance	550	336	296	16	0	0	0	0					1,198
Vehicle Maintenance	242	188	308	235	124	182	148	187					1,614
Miscellaneous	180	260	160	148	56	80	128	80					1,092
Total Man-hours	1,930	1,666	2,282	2,388	1,933	2,021	2,053	2,240	0	0	0	0	16,513

Northern Division Toll Supported Bridges

Task	JAN	FEB	MAR	APR	MAY	JUN	JUL	AUG	SEP	OCT	NOV	DEC	Total Man-hours
Bridge Maintenance	175	175	202	184	155	296	576	492					2,255
Bldg./Facilities Maintenance	617	449	610	481	586	363	200	288					3,594
Grounds Maintenance	231	229	388	528	504	494	430	382					3,186
Road Maintenance	183	181	280	192	140	328	552	396					2,252
Snow/Ice Maintenance	667	689	502	160	128	136	96	160					2,538
Vehicle Maintenance	341	285	344	296	264	336	256	312					2,434
Miscellaneous	175	173	208	248	128	136	105	160					1,333
Total Man-hours	2,389	2,181	2,534	2,089	1,905	2,089	2,215	2,190	0	0	0	0	17,592

District III

Jeanne P. Clark, Superintendent

Richard Taitt, Assistant Superintendent

Steve Cerra, Foreman of Maintenance

Portland-Columbia Toll Bridge

Task	JAN	FEB	MAR	APR	MAY	JUN	JUL	AUG	SEP	OCT	NOV	DEC	Total Man-hours
Bridge Maintenance	118	140	160	184	250	126	163	160					1,301
Bldg./Facilities Maintenance	276	208	424	242	151	274	323	300					2,198
Grounds Maintenance	188	180	232	318	212	288	335	296					2,049
Road Maintenance	150	124	192	248	56	133	186	232					1,321
Snow/Ice Maintenance	312	258	272	115	48	94	139	144					1,382
Vehicle Maintenance	230	254	264	228	147	254	259	236					1,872
Miscellaneous	178	152	252	158	72	140	189	216					1,357
Total Man-hours	1,452	1,316	1,796	1,493	936	1,309	1,594	1,584	0	0	0	0	11,480

Delaware Water Gap Toll Bridge

Task	JAN	FEB	MAR	APR	MAY	JUN	JUL	AUG	SEP	OCT	NOV	DEC	Total Man-hours
Bridge Maintenance	140	140	154	216	248	288	184	168					1,538
Bldg./Facilities Maintenance	1,044	732	1,006	1,144	816	1,008	920	896					7,566
Grounds Maintenance	332	428	386	424	408	512	332	296					3,118
Road Maintenance	300	172	290	256	436	528	368	216					2,566
Snow/Ice Maintenance	383	349	328	144	136	160	136	112					1,748
Vehicle Maintenance	312	348	456	352	304	368	292	272					2,704
Miscellaneous	268	316	226	208	232	192	228	208					1,878
Total Man-hours	2,779	2,485	2,846	2,744	2,580	3,056	2,460	2,168	0	0	0	0	21,118

Milford-Montague Toll Bridge

Task	JAN	FEB	MAR	APR	MAY	JUN	JUL	AUG	SEP	OCT	NOV	DEC	Total Man-hours
Bridge Maintenance	144	136	160	248	192	572	364	432					2,248
Bldg./Facilities Maintenance	356	296	420	304	267	256	272	240					2,411
Grounds Maintenance	192	136	192	268	320	264	420	208					2,000
Road Maintenance	144	144	184	280	224	572	404	432					2,384
Snow/Ice Maintenance	368	340	252	144	136	160	176	168					1,744
Vehicle Maintenance	248	264	360	252	184	208	192	248					1,956
Miscellaneous	160	160	168	152	152	168	204	216					1,380
Total Man-hours	1,612	1,476	1,736	1,648	1,475	2,200	2,032	1,944	0	0	0	0	14,123

Monthly Motor Assistance Program Report August 2015

Monthly Motor Assistance Program Report August 2015													
AAA Gas	Tire Fuel	Cleared Start	Unleaded Fill	Diesel Fill	Jump Phone	Radiator Control	Washer Motorist	Cell	Traffic	Transport	Other Called	Ass't	Vehicle
7/20 5	NHL												
	TM				2								
	Dist Total				2								
	EP	2											
	I78				3				7		2		
	Dist Total				3				8		3		
	DWG	3											2
	MM												
	PC												
	Dist Total							3					
8/20 5	Grand Total	4	4	8	3				2		4		
	TM												
	Dist Total				3								
	EP	2											
	I78								4				
	Dist Total								5				
	DWG	2	4	4					3		4		
	MM												
	PC												
	Dist Total												
Monthly Motor Assistance Program Report August 2015													
AAA Called	Tire Ass't	Cleared Vehicle	Unleaded Gas	Diesel Fuel	Jump Start	Radiator Fill	Washer Fill	Cell Phone	Traffic Control	Transport Motorist	Other		
8/20 5	3	4	5	5						3		5	
	Dist Total												
	Grand Total	5	8	13	7				8			6	

DELAWARE RIVER JOINT TOLL BRIDGE COMMISSION

MONTHLY ACTIVITY SERVICES RENDERED REPORT

DISTRICT NORTHERN DIVISION

YEAR July/ August 2015

ACTIVITY/SERVICE	U-F	M-UBE	R-R	B-R	NS	P-C	TOTAL
Disabled Vehicle Removal	0	0	0	0	1	0	1
Shift/Hours On Duty	799	88	8327	6002.7	10126.5	0	25343.2
Patrols/Crossovers	354	46	3295	2736	4914	0	11345
Complaints Received	0	0	0	3	23	0	26
Co-Operation W/Other Agencies	62	4	1542	152	747	0	2507
Services Rendered	266	18	2023	336	6845	0	9488
First Aid	5	0	4	0	0	0	9
Advisories: Pedestrians, Bikers & Automobiles	131	15	581	241	1557	0	2525
Traffic Control Assistance	27	0	231.75	95	998.2	0	1351.95
River Readings	35	0	237	193	238.5	0	703.5
Vehicles Refused Passage	36	0	304	236	1502	0	2078
Medical Emergencies (911 Calls)	0	0	1	2	4	0	7
Calls For Assistance (State Police)	0	0	12	11	8	0	31
TOTAL	1715	171	16557.75	10007.7	26964.2	0	55415.65

NOTES:

U-F	UHLERSTOWN-FRENCHTOWN
M-UBE	MILFORD-UPPER BLACK EDDY
R-R	RIEGELSVILLE
B-R	BELVIDERE-RIVERTON
NS	NORTHAMPTON STREET
P-C	PORTLAN-COLUMBIA (RED

DELAWARE RIVER JOINT TOLL BRIDGE COMMISSION

MONTHLY ACTIVITY SERVICES RENDERED REPORT

DISTRICT SOUTHERN DIVISION

YEAR 2015

ACTIVITY/SERVICE	CS	WC	NH-L	LT	CB-S	L-R	TOTAL
Disabled Vehicle Removal	12	0	4	0	0	0	16
Shift/Hours On Duty	8924	4518	8509	281	472	0	22704
Patrols/Crossovers	3329	2079	3800	106	235	0	9549
Other Inspections	0	0	0	0	0	0	0
Complaints Received	35	9	20	1	0	0	65
Co-Operation W/Other Agencies	13	21	42	14	4	0	94
Services Rendered	812	183	1082	17	14	0	2108
First Aid	3	0	6	0	0	0	9
Advisories: Pedestrians, Bikers & Automobiles	1008	211	1452	0	46	0	2717
Traffic Control Assistance	30	62	28	15	0	0	135
River Readings	233	186	297	0	23	0	739
Vehicles Refused Passage	526	65	361	1	6	0	959
Medical Emergencies (911 Calls)	11	3	2	1	0	0	17
Calls For Assistance (State Police)	6	4	21	9	1	0	41
Other Incidents	0	0	0	0	0	0	0
TOTAL	14942	7341	15624	445	801	0	39153

NOTES:

CS	CALHOUN STREET
WC	WASHINGTON CROSSING
NH-L	NEW HOPE-LAMBERTVILLE
LT	LOWER TRENTON
CB-S	CENTER BRIDGE-STOCKTON
L-R	LUMBERVILLE-RAVEN ROCK (PED)

DELAWARE RIVER JOINT TOLL BRIDGE COMMISSION

Meeting of September 28th, 2015

USE OF FACILITIES REQUEST REPORT

MONTH OF JULY 2015

SUBJECT	DESCRIPTION	PAGE NUMBER
Use of Facilities	Use of Facilities Request-Month of July 2015	1

DELAWARE RIVER JOINT TOLL BRIDGE COMMISSION

Meeting of September 28th, 2015

PROPERTY REPORT

Use of Commission Facilities

Facility	Organization	Date/Time	Description of Use
I-78 Carpentersville Rd. Overpass	Black River & Western Corporation	June 15, 2015 through July 15, 2015	DII-Black River & Western Corp. "Thomas Tank Engine" Banner
Northampton St. Toll Supported Bridge	City of Easton	June 29, 2015 through July 13, 2015	Easton "Heritage" Day Banner
Northampton St. Toll Supported Bridge	Town of Phillipsburg	July 1, 2015 through July 20, 2015	Phillipsburg "Old Towne Festival" Banner

DELAWARE RIVER JOINT TOLL BRIDGE COMMISSION

Meeting of September 28th, 2015

USE OF FACILITIES REQUEST REPORT

MONTH OF AUGUST 2015

SUBJECT	DESCRIPTION	PAGE NUMBER
Use of Facilities	Use of Facilities Request-Month of August 2015	1

DELAWARE RIVER JOINT TOLL BRIDGE COMMISSION

Meeting of September 28th, 2015

PROPERTY REPORT

Use of Commission Facilities

Facility	Organization	Date/Time	Description of Use
I-78 Carpentersville Rd. Overpass	Black River & Western Corporation	June 27, 2015 through August 30, 2015	DII-Black River & Western Corp. "Knight Train" Banner
Northampton St. Toll Supported Bridge	City of Easton	August 17, 2015 through September 28, 2015	"Renaissance Faire" - Banner

DELAWARE RIVER JOINT TOLL BRIDGE COMMISSION

Meeting of September 28th, 2015

Operations Report Index

Plants and Facilities

SUBJECT	DESCRIPTION	PAGE NUMBER
Plants and Facilities	Status Report Month of July 2015	1-2

DELAWARE RIVER JOINT TOLL BRIDGE COMMISSION

PLANTS AND FACILITIES REPORT MONTH OF JULY 2015

- Oversaw and monitored activities for the Motorist Assistance Program during the month of July, 2015. Forwarded the monthly report to the Executive Director of Operations.
- Attended Work Place Safety Committee Meeting held at Delaware Water Gap Toll Bridge Facility.
- Attended meeting with District I maintenance staff to discuss New Hope Administration building landscaping project approved in 2015 facility Capital budget.
- Attended meeting to discuss C-508A I-78 Maintenance Garage Expansion TEC evaluation of consultant proposals held at Trenton Morrisville Toll Bridge.
- Attended Toll Classification Subcommittee Meeting held at Trenton Morrisville Toll Bridge Facility.
- Attended C-684A 2015-2016 General Engineering Consultant Annual Inspections - 2015 District 1 Facilities Inspections.
- Attended C-684A 2015-2016 General Engineering Consultant Annual Inspections - 2015 District 3 Facilities Inspections.
- Assisted District II Staff with Integrity Mechanicals numerous repairs to I-78 Administration building air conditioning units.
- Assisted District II Staff with Municipal Maintenances installation of two new sewage pump station pumps.
- Attended Toll Classification meeting held at Trenton Morrisville Toll Bridge facility.
- Attended C-627B-2 District 3 Toll Bridge Facilities Emergency Standby Generator meeting held at New Hope Toll Bridge Facility.
- Reviewed incident reports of guide rail/attenuator damage and directed J. Fletcher Creamer to make necessary repairs.

DELAWARE RIVER JOINT TOLL BRIDGE COMMISSION

- Prepared monthly Plants and Facilities report for July 2015 Superintendents / Operations staff meeting at New Hope Lambertville administration meeting.
- Reviewed the Accident Log/Property Damage Reports for the month of July 2015. Forwarded the monthly report to the Director of Human Resources, Insurance Administrator, Comptroller and Deputy Executive Director of Operations.
- Continued site visits of Commission Facilities during the month of July 2015 to review plant operations, maintenance procedures and related issues.
- Prepared and forwarded the report on Use of Commission Facilities requests for the month of July 2015 to the Deputy Executive Director of Operations.

DELAWARE RIVER JOINT TOLL BRIDGE COMMISSION

Meeting of September 28th, 2015

Operations Report Index

Plants and Facilities

SUBJECT	DESCRIPTION	PAGE NUMBER
Plants and Facilities	Status Report Month of August 2015	1-2

DELAWARE RIVER JOINT TOLL BRIDGE COMMISSION

Meeting of September 28th, 2015

PLANTS AND FACILITIES REPORT MONTH OF AUGUST 2015

- Oversaw and monitored activities for the Motorist Assistance Program during the month of August, 2015. Forwarded the monthly report to the Executive Director of Operations.
- Attended C-508A I-78 Maintenance Garage Expansion kickoff meeting held at New Hope-Lambertville Toll Bridge Facility. The Burns Group representatives in attendance.
- Attended Toll Classification Subcommittee Meeting held at Easton Phillipsburg Toll Bridge Facility.
- Attended Contract T-514A, District 3 Toll Bridge Facilities Emergency Standby Generators Improvements meeting held at New-Hope Lambertville Toll Facility.
- Completed annual recertification for System for Award Management (SAM) required for managing reimbursements after FEMA designated disasters.
- Assisted District II Staff with approving and scheduling the replacement of I-78 IT room Mitsubishi Air Conditioning unit.
- Prepared response to NJDEP regarding paint spill which occurred at Easton Phillipsburg Toll Bridge maintenance garage.
- Attended meeting with District I maintenance staff to discuss renovation of the Trenton Morrisville fourth floor offices.
- Attended C-696A Facilities Task Order Agreement -- PA Assignment (Pre-Proposal Mtg.) held at New Hope Lambertville Toll Bridge facility.
- Attended C-657A-1 Level III TB Facilities Energy Audit (DRAFT Report Review Mtg.) meeting held at New Hope Lambertville Toll Bridge facility.
- Reviewed incident reports of guide rail/attenuator damage in District I and directed J. Fletcher Creamer to make necessary repairs.

DELAWARE RIVER JOINT TOLL BRIDGE COMMISSION

Meeting of September 28th, 2015

- Prepared monthly Plants and Facilities report for August 2015 Superintendents / Operations staff meeting at New Hope Lambertville administration meeting.
- Reviewed the Accident Log/Property Damage Reports for the month of August 2015. Forwarded the monthly report to the Director of Human Resources, Insurance Administrator, Comptroller and Deputy Executive Director of Operations.
- Continued site visits of Commission Facilities during the month of August 2015 to review plant operations, maintenance procedures and related issues.
- Prepared and forwarded the report on Use of Commission Facilities requests for the month of August 2015 to the Deputy Executive Director of Operations.

DELAWARE RIVER JOINT TOLL BRIDGE COMMISSION

Meeting of September 28, 2015

INFORMATION TECHNOLOGY DEPARTMENT REPORT

MONTH OF JULY/AUGUST 2015

SUBJECT	DESCRIPTION	PAGE NUMBER
Information Technology	Monthly Information Technology Department Report Covering the Month of July/August 2015	1 - 3

DELAWARE RIVER JOINT TOLL BRIDGE COMMISSION
Meeting of September, 2015

Information Technology Department Report
Month of July/August 2015

The following activities under the general heading of Information Technology were recently initiated, accomplished, or performed:

Helpdesk/Communications/Network/desktops:

- Record commission meeting and provide file to executive office.
- Processed 216 (July) and 251 (August) help desk work orders for the month July and August. Work orders include all software support including MUNIS, Cartegraph and KRONOS. IT daily tasks, printer issues, hardware and office software support, job postings, news posting, postings to the external web site, processing of IT security forms, moves, and telephone support.
- Approximately 25 desktops to be deployed through 2015 plus additional desktops for new employees.

Projects:

➤ MUNIS

- Contract Compliance Interface – Completed. Ran extract for July and August.
- Completed Analysis and training for the contracts module.
- Ongoing support for MUNIS including user support and issues.
- Apply MUNIS software program updates weekly. Averages 20 per week.

➤ Cartegraph

- The following implementations are being worked on and will be implemented:
 - Inventory/material to include clothing – Implemented
 - Annual inspection continues to be updated.
 - Barcode and inventory all equipment maintained by Maintenance. Generators etc.
 - Storm management being updated to meet state requirements
- Training:
 - Foremen to run reports and reports being developed as needed.
 - Bridge Monitors to add/update WO's
 - Mechanics on entering WO's and scheduled WO's.

➤ KRONOS Time and Attendance

- Continued meetings with KRONOS to resolve issues.
- Service Pack upgrade in June. Date to be determine.
- Attendance module – Training in June for Commission staff
- IT continues to update schedules for operations. Part time schedules updated by managers. Schedule patterns continue to be developed and maintained by IT

DELAWARE RIVER JOINT TOLL BRIDGE COMMISSION
Meeting of September, 2015

➤ **O365/SharePoint**

- Installation of O365 is on schedule. Deployment has started.
- SharePoint Installation to be reviewed. SharePoint invoice processing will begin in September/October. Email will be coming out for additional invoice processing
 - Invoice processing for all invoices – completed and ready for deployment.
 - Include all invoice processing in phase II.

➤ **Intranet:**

- Update news clipping and engineering requests.
- Update all documentation and forms on internal website.
- Maintain all job postings on Intranet

➤ **Miscellaneous:**

- Scan, and approve Verizon communications invoices for payment.
- Develop and maintain InfoPath forms and Access DB for commission operations reporting functions.