

**DELAWARE RIVER**  
**JOINT TOLL BRIDGE COMMISSION**  
**OPERATIONS REPORT**  
**MONTH OF NOVEMBER 2007**

**DELAWARE RIVER JOINT TOLL BRIDGE COMMISSION**

**MEMBERS OF THE COMMISSION**

**NEW JERSEY**

HONORABLE DAVID R. DEGEROLAMO  
**Chairman**

HONORABLE DONALD HART

HONORABLE HARRY ZIKAS, JR

HONORABLE WILLIAM J. HODAS  
**Secretary-Treasurer**

HONORABLE THOMAS SUMNERS, JR

**PENNSYLVANIA**

HONORABLE GAETAN J. ALFANO  
**Vice Chairman**

HONORABLE MELISSA HELLER

HONORABLE J. ALAN FOWLER

HONORABLE BERNARD GRIGGS, JR.

HONORABLE JOHN PREVOZNIK

Revised 10/07

**DELAWARE RIVER JOINT TOLL BRIDGE COMMISSION**

**STANDING COMMITTEES**

**FINANCE, INSURANCE, MANAGEMENT OPERATIONS**

**PENNSYLVANIA:** Alfano, Fowler

**NEW JERSEY:** Hart\*, Zikas

**HUMAN RESOURCES, AFFIRMATIVE ACTION AND TRAINING AND SAFETY**

**PENNSYLVANIA:** Heller, Fowler

**NEW JERSEY:** Hodas\*, Sumners

**PROJECTS, PROPERTY AND EQUIPMENT**

**PENNSYLVANIA:** Prevoznik\*, Heller

**NEW JERSEY:** Hart, Hodas

**PROFESSIONAL SERVICES COMMITTEE**

**PENNSYLVANIA:** Alfano\*, Griggs

**NEW JERSEY:** Sumners, Zikas

\*Chairman of Committee

**DELAWARE RIVER JOINT TOLL BRIDGE COMMISSION**  
**RECAPITULATION OF COMMITTEE MEMBERSHIP**  
**2007**

<b>DeGerolamo</b>	(1)	Ex-Officio of all Committees
<b>Heller</b>	(1)	Human Resources, Affirmative Action and Training and Safety Committee
	(2)	Projects, Property and Equipment Committee
<b>Fowler</b>	(1)	Finance, Insurance, Management Operations
	(2)	Human Resources, Affirmative Action and Training and Safety Committee
<b>Hart</b>	(1)	Finance, Insurance Management and Operations (Chairman)
	(2)	Projects, Property and Equipment Committee
<b>Griggs</b>	(1)	Professional Services Committee
<b>Sumners</b>	(1)	Professional Services Committee
	(2)	Human Resources
<b>Hodas</b>	(1)	Human Resources, Affirmative Action and Training and Safety Committee (Chairman)
	(2)	Projects, Property and Equipment
<b>Zikas</b>	(1)	Finance, Insurance, Management Operations,
	(2)	Professional Services
<b>Prevoznik</b>	(1)	Projects, Property and Equipment Committee (Chairman)
<b>Alfano</b>	(1)	Finance, Insurance, Management Operations Committee
	(2)	Professional Services Committee (Chairman)

**DELAWARE RIVER JOINT TOLL BRIDGE COMMISSION**

**Meeting of December 17, 2007**

**FINANCE, INSURANCE AND MANAGEMENT OPERATIONS  
COMMITTEE REPORT**

**DONALD HART (Chairman), (New Jersey)**

**HARRY ZIKAS, (New Jersey)**

**GAETAN ALFANO, (Pennsylvania)**

**J. ALAN FOWLER, (Pennsylvania)**

The following pages reflect a report on those items assigned to the Finance, Insurance and Management Committee.

Each item is reported separately and page numbered accordingly hereunder.

\*\*\*

**DELAWARE RIVER JOINT TOLL BRIDGE COMMISSION**

**Meeting of December 17, 2007**

<b>SUBJECT</b>	<b>DESCRIPTION</b>	<b>PAGE NUMBER</b>
Accounting	Status of Cash Balances at November 30, 2007	1
Accounting	Status of Bond Retirement at November 30, 2007	2
Accounting	Status of Investments at November 30, 2007	3-15
Accounting	Status of Toll Traffic and Revenue & Toll Supported Traffic Month of November 2007 Compared with Month of November 2006	16-28
Accounting	Statistical Summary of Expenditures on Toll Bridges and Toll Supported Bridges Accounts for the Period November 1, 2007 through November 30, 2007	29-41
Accounting	Statement of Revenue and Expenses; Eleven Month Period ending November 30, 2007	42
Accounting	Comparative Analysis of Toll Overages and Shortages Month of November 2007	43

**DELAWARE RIVER JOINT TOLL BRIDGE COMMISSION**

**Meeting of December 17, 2007**

**There follows Cash Balances of the Commission at November 30, 2007 for the  
information and review of the Members:**

**COMMISSION CASH DEPOSITS**

Wachovia Bank

Revenue Fund	2,639,408
Payroll Fund	85,040

<b>TOTAL</b>	<b>\$</b>	<b>2,724,448</b>
--------------	-----------	------------------

**CASH DEPOSIT GUARANTEES**

<b>WACHOVIA BANK</b>	<b>WACHOVIA BANK</b>	<b>FULL BALANCE</b>	<b>WACHOVIA BANK</b>
	<b>PA ACT 72</b>		

**DELAWARE RIVER JOINT TOLL BRIDGE COMMISSION**

Meeting of December 17, 2007

**STATUS OF BRIDGE SYSTEM REVENUE BONDS at November 30, 2007**

Maturity	SERIES 2003				SERIES 2005A				SERIES 2007A				SERIES 2007B				Total	
	Yield	Principal Amount	Maturities & Calls	Yield	Principal Amount	Maturities & Calls	Yield	Principal Amount	Yield	Principal Amount	Maturities & Calls	Yield	Principal Amount	Maturities & Calls	Average Yield	Remaining Outstanding		
7/1/2003	1.25%	\$ 3,010,000	\$ 3,010,000															
7/1/2004	1.58%	4,330,000	4,330,000															
7/1/2005	1.84%	4,455,000	4,455,000	2.35%	\$ 330,000	\$ 330,000												
7/1/2006	2.23%	4,635,000	4,635,000	2.50%	895,000	895,000												
7/1/2007	2.65%	4,865,000	4,865,000	2.76%	930,000	930,000												
7/1/2008	3.09%	5,115,000		2.90%	965,000		3.53%	\$ 470,000	4.23%	\$ 3,350,000		4.23%			3.48%	\$ 9,900,000		
7/1/2009	3.46%	5,370,000		3.06%	1,005,000		3.53%	1,615,000	4.23%	3,350,000		4.23%			3.66%	11,340,000		
7/1/2010	3.76%	5,635,000		3.23%	1,045,000		3.53%	1,410,000	4.23%	3,650,000		4.23%			3.83%	11,740,000		
7/1/2011	3.99%	5,930,000		3.39%	1,095,000		3.54%	1,545,000	4.23%	3,850,000		4.23%			3.96%	12,420,000		
7/1/2012	4.16%	6,245,000		3.53%	1,150,000		3.56%	1,670,000	4.23%	3,950,000		4.23%			4.05%	13,015,000		
7/1/2013	4.30%	6,580,000		3.66%	1,210,000		3.58%	1,660,000	4.23%	4,200,000		4.23%			4.13%	13,650,000		
7/1/2014	4.91%	6,915,000	3,920,000	3.76%	5,000,000		3.62%	1,450,000	4.23%	4,350,000		4.23%			4.14%	13,795,000		
7/1/2015	4.67%	7,270,000	4,125,000	3.85%	5,220,000		3.66%	1,920,000	4.23%	4,450,000		4.23%			4.12%	14,735,000		
7/1/2016	4.94%	7,665,000	4,345,000	3.96%	5,540,000		3.73%	1,760,000	4.23%	4,800,000		4.23%			4.23%	15,420,000		
7/1/2017	4.98%	8,060,000	4,570,000	4.02%	5,835,000		3.80%	2,000,000	4.23%	4,950,000		4.23%			4.26%	16,275,000		
7/1/2018	4.94%	8,490,000	4,815,000	4.04%	6,155,000		3.88%	2,010,000	4.23%	5,250,000		4.23%			4.27%	17,090,000		
7/1/2019	4.99%	8,060,000	5,060,000	4.09%	6,480,000		3.96%	2,135,000	4.23%	5,450,000		4.23%			4.12%	14,065,000		
7/1/2020	4.96%	5,330,000	5,330,000	4.13%	6,840,000		4.03%	2,275,000	4.23%	5,650,000		4.23%			4.15%	14,765,000		
7/1/2021	4.98%	5,610,000		4.14%	1,825,000		4.08%	2,260,000	4.23%	5,950,000		4.23%			4.47%	15,645,000		
7/1/2022	5.03%	5,890,000		4.19%	1,920,000		4.12%	2,400,000	4.23%	6,250,000		4.23%			4.50%	16,460,000		
7/1/2023	5.07%	6,185,000		4.23%	2,020,000		4.17%	2,490,000	4.23%	6,550,000		4.23%			4.52%	17,245,000		
7/1/2024	5.10%	6,495,000		4.35%	2,125,000		4.21%	2,640,000	4.23%	6,800,000		4.23%			4.55%	18,060,000		
7/1/2025	5.14%	6,815,000		4.35%	2,235,000		4.25%	2,710,000	4.23%	7,150,000		4.23%			4.58%	18,910,000		
7/1/2026	5.14%	7,160,000		4.67%	2,345,000		4.27%	2,855,000	4.23%	7,450,000		4.23%			4.62%	19,810,000		
7/1/2027	5.14%	7,520,000		4.67%	2,450,000		4.30%	2,925,000	4.23%	7,800,000		4.23%			4.62%	20,695,000		
7/1/2028	5.14%	7,895,000		4.67%	2,560,000		4.35%	3,050,000	4.23%	8,200,000		4.23%			4.63%	21,705,000		
7/1/2029		N/A		4.67%	2,675,000		4.35%	3,200,000	4.23%	8,550,000		4.23%			4.34%	14,425,000		
7/1/2030		N/A		4.67%	2,795,000		4.35%	3,375,000	4.23%	8,900,000		4.23%			4.34%	15,070,000		
7/1/2031		N/A			N/A		4.35%	3,475,000	4.23%	9,350,000		4.23%			4.26%	12,825,000		
7/1/2032		N/A			N/A		4.39%	3,595,000	4.23%	9,800,000		4.23%			4.27%	13,395,000		
7/1/2033		N/A			N/A		4.39%	14,000,000		N/A					4.39%	14,000,000		
7/1/2034		N/A			N/A		4.39%	14,700,000		N/A					4.39%	14,700,000		
7/1/2035		N/A			N/A		4.39%	15,435,000		N/A					4.39%	15,435,000		
7/1/2036		N/A			N/A		4.60%	16,205,000		N/A					4.60%	16,205,000		
7/1/2037		N/A			N/A		4.60%	16,935,000		N/A					4.60%	16,935,000		
		\$ 158,530,000	\$ 53,460,000		\$ 72,645,000	\$ 2,155,000		\$ 134,170,000		\$ 150,000,000	\$ -					\$ 459,730,000		

## **DELAWARE RIVER JOINT TOLL BRIDGE COMMISSION**

**Meeting of December 17, 2007**

### **INVESTMENTS**

There follows an analysis of investments for the month of November 30, 2007.

### **OPERATING FUND**

Investment by the Commission on November 5, 2007 of \$1,000,000.00 in a FHLB note.

### **RESERVE MAINTENANCE FUND**

No Activity

### **DEBT SERVICE FUND**

No Activity

### **DEBT SERVICE RESERVE FUND SERIES 2003**

No Activity

### **DEBT SERVICE RESERVE FUND SERIES 2005**

No Activity

### **DEBT SERVICE RESERVE FUND SERIES 2007**

No Activity

### **GENERAL RESERVE FUND**

Investment by the Commission on November 5, 2007 of \$5,000,000.00 in a FHLB note.

Investment by the Commission on November 5, 2007 of \$5,000,000.00 in a FHLB note.

Investment by the Commission on November 5, 2007 of \$2,000,000.00 in a FHLB note.

Investment by the Commission on November 6, 2007 of \$5,872,395.00 in a FHLMC note.

Investment by the Commission on November 6, 2007 of \$4,000,000.00 in a FHLB note.

Investment by the Commission on November 6, 2007 of \$6,500,000.00 in a FHLB note.

Investment by the Commission on November 8, 2007 of \$5,000,000.00 in a FHLB note.  
Investment by the Commission on November 8, 2007 of \$5,000,000.00 in a FHLB note.  
Investment by the Commission on November 14, 2007 of \$5,000,000.00 in a FHLB note.  
Investment by the Commission on November 15, 2007 of \$2,000,000.00 in a FHLB note.  
Investment by the Commission on November 16, 2007 of \$3,000,000.00 in a FHLB note.  
Investment by the Commission on November 20, 2007 of \$6,000,000.00 in a FHLB note.  
Investment by the Commission on November 30, 2007 of \$4,970,400.00 in a FNMA note.  
Investment by the Commission on November 30, 2007 of \$6,190,204.00 in a FHLMC note.  
Investment by the Commission on November 30, 2007 of \$3,999,560.00 in a FHLMC note.

#### **CONSTRUCTION FUND SERIES 2005**

Investment by the Commission on November 5, 2007 of \$5,000,000.00 in a FHLB note.  
Investment by the Commission on November 5, 2007 of \$4,851,483.33 in a FHLB note.  
Investment by the Commission on November 7, 2007 of \$5,000,000.00 in a FHLB note.

#### **CONSTRUCTION FUND SERIES 2007**

No Activity

**Delaware River Joint Toll Bridge Commission**  
**Operating Fund**  
**Investments at November 30, 2007**

<b>Par Value</b>	<b>Security Description</b>	<b>Rate</b>	<b>Maturity Date</b>	<b>Cost</b>	<b>Market Value</b>	<b>Yield</b>	<b>Percentage of Assets</b>
1,000,000.00	FHLB	4.50%	5-Nov-08	1,000,000.00	1,001,250.00	4.50%	25.79%
2,876,834.78	MONEY MKT	3.05%	1-Dec-07	2,876,834.78	2,876,834.78	3.05%	74.21%
<b>\$ 3,876,834.78</b>	<b>Total Portfolio</b>			<b>\$ 3,876,834.78</b>	<b>\$ 3,878,084.78</b>	<b>3.42%</b>	<b>100.00%</b>

Delaware River Joint Toll Bridge Commission  
Reserve Maintenance Fund  
Investments at November 30, 2007

Par Value	Security Description	Rate	Maturity Date	Cost	Market Value	Yield	Percentage of Assets
2,195,249.21	MONEY MKT	3.05%	1-Dec-07	2,195,249.21	2,195,249.21	3.05%	100.00%
\$ 2,195,249.21	Total Portfolio			\$ 2,195,249.21	\$ 2,195,249.21	3.05%	100.00%

Delaware River Joint Toll Bridge Commission  
Debt Service Fund  
Investments at November 30, 2007

Par Value	Security Description	Rate	Maturity Date	Cost	Market Value	Yield	Percentage of Assets
\$ 2,296,605.46	MONEY MKT	3.05%	1-Dec-07	\$ 2,296,605.46	\$ 2,296,605.46	3.05%	100.00%
\$ 2,296,605.46	Total Portfolio			\$ 2,296,605.46	\$ 2,296,605.46	3.05%	100.00%

**Delaware River Joint Toll Bridge Commission**  
**Debt Service Reserve Fund Series 2003**  
**Investments at November 30, 2007**

<b>Par Value</b>	<b>Security Description</b>	<b>Rate</b>	<b>Maturity Date</b>	<b>Cost</b>	<b>Market Value</b>	<b>Yield</b>	<b>Percentage of Assets</b>
4,000,000.00	FNMA	0.00%	4-Dec-07	3,934,524.44	3,999,600.00	5.08%	32.82%
8,189,044.90	MONEY MKT	3.05%	1-Dec-07	8,189,044.90	8,189,044.90	3.05%	67.18%
<b>\$ 12,189,044.90</b>	<b>Total Portfolio</b>			<b>12,123,569.34</b>	<b>\$ 12,188,644.90</b>	<b>3.71%</b>	<b>100.00%</b>

**Delaware River Joint Toll Bridge Commission**  
**Debt Service Reserve Fund Series 2005A**  
**Investments at November 30, 2007**

<b>Par Value</b>	<b>Security Description</b>	<b>Rate</b>	<b>Maturity Date</b>	<b>Cost</b>	<b>Market Value</b>	<b>Yield</b>	<b>Percentage of Assets</b>
900,000.00	FNMA	0.00%	4-Dec-07	885,268.00	899,910.00	5.08%	30.25%
2,075,450.16	MONEY MKT	3.05%	1-Dec-07	2,075,450.16	2,075,450.16	3.05%	69.75%
<b>\$ 2,975,450.16</b>	<b>Total Portfolio</b>			<b>\$ 2,960,718.16</b>	<b>\$ 2,975,360.16</b>	<b>3.65%</b>	<b>100.00%</b>

**Delaware River Joint Toll Bridge Commission**  
**Debt Service Reserve Fund Series 2007A**  
**Investments at November 30, 2007**

<b>Par Value</b>	<b>Security Description</b>	<b>Rate</b>	<b>Maturity Date</b>	<b>Cost</b>	<b>Market Value</b>	<b>Yield</b>	<b>Percentage of Assets</b>
5,700,000.00	FHLMC	0.00%	3-Dec-07	5,656,440.92	5,700,000.00	5.08%	48.38%
6,082,935.42	MONEY MKT	3.05%	1-Dec-07	6,082,935.42	6,082,935.42	3.05%	51.62%
<b>\$ 11,782,935.42</b>	<b>Total Portfolio</b>			<b>\$ 11,739,376.34</b>	<b>\$ 11,782,935.42</b>	<b>4.03%</b>	<b>100.00%</b>

**Delaware River Joint Toll Bridge Commission**  
**General Reserve Fund**  
**Investments at November 30, 2007**

<b>Par Value</b>	<b>Security Description</b>	<b>Rate</b>	<b>Maturity Date</b>	<b>Cost</b>	<b>Market Value</b>	<b>Yield</b>	<b>Percentage of Assets</b>
\$ 1,169,419.01	PA INVEST	4.74%	1-Dec-07	\$ 1,169,419.01	\$ 1,169,419.01	4.74%	0.66%
5,000,000.00	FHLB	5.22%	5-Dec-07	5,000,000.00	5,000,000.00	5.22%	2.82%
6,000,000.00	FHLB	5.15%	7-Dec-07	6,000,000.00	6,000,000.00	5.15%	3.38%
5,000,000.00	FNMA	4.90%	27-Dec-07	5,000,000.00	5,001,550.00	4.90%	2.82%
5,000,000.00	FHLB	5.13%	16-Jan-08	4,997,050.00	5,004,700.00	5.20%	2.82%
5,000,000.00	FNMA	0.00%	18-Jan-08	4,816,866.67	4,973,000.00	5.11%	2.82%
8,000,000.00	FHLB	4.10%	14-Mar-08	8,000,000.00	7,992,480.00	4.10%	4.51%
6,000,000.00	FHLMC	0.00%	5-May-08	5,872,395.00	5,894,400.00	4.39%	3.38%
5,000,000.00	FHLB	4.42%	8-May-08	5,000,000.00	5,000,000.00	4.42%	2.82%
6,200,000.00	FHLMC	3.88%	15-Jun-08	6,190,204.00	6,178,672.00	4.17%	3.49%
5,000,000.00	FHLB	5.25%	13-Aug-08	5,000,000.00	5,009,400.00	5.25%	2.82%
5,000,000.00	FNMA	3.25%	15-Aug-08	4,970,400.00	4,962,500.00	4.10%	2.82%

**Delaware River Joint Toll Bridge Commission**  
**General Reserve Fund**  
**Investments at November 30, 2007**

<b>Par Value</b>	<b>Security Description</b>	<b>Rate</b>	<b>Maturity Date</b>	<b>Cost</b>	<b>Market Value</b>	<b>Yield</b>	<b>Percentage of Assets</b>
6,500,000.00	FHLB	4.50%	6-Nov-08	6,500,000.00	6,508,125.00	4.50%	3.66%
2,700,000.00	FNMA	5.25%	29-Jan-09	2,700,000.00	2,704,212.00	5.24%	1.52%
5,000,000.00	FHLB	5.25%	5-Feb-09	5,000,000.00	5,010,950.00	5.24%	2.82%
5,000,000.00	FNMA	5.30%	20-Feb-09	5,000,000.00	5,014,050.00	5.30%	2.82%
5,000,000.00	FHLMC	5.30%	27-Feb-09	4,998,437.50	5,015,250.00	5.32%	2.82%
4,000,000.00	FHLMC	3.76%	18-Mar-09	3,999,560.00	3,990,000.00	3.76%	2.25%
2,300,000.00	FNMA	5.25%	15-Apr-09	2,300,000.00	2,307,912.00	5.25%	1.30%
5,000,000.00	FHLB	5.30%	14-Aug-09	5,000,000.00	5,014,050.00	5.30%	2.82%
5,000,000.00	FHLB	5.13%	28-Aug-09	5,000,000.00	5,014,050.00	5.13%	2.82%
4,000,000.00	FHLB	4.50%	5-Nov-09	4,000,000.00	4,012,520.00	4.50%	2.25%
6,000,000.00	FHLB	4.55%	20-Nov-09	6,000,000.00	6,015,000.00	4.55%	3.38%

**Delaware River Joint Toll Bridge Commission**  
**General Reserve Fund**  
**Investments at November 30, 2007**

<b>Par Value</b>	<b>Security Description</b>	<b>Rate</b>	<b>Maturity Date</b>	<b>Cost</b>	<b>Market Value</b>	<b>Yield</b>	<b>Percentage of Assets</b>
5,000,000.00	FHLB	5.40%	12-Feb-10	4,997,656.25	5,012,500.00	5.42%	2.82%
5,000,000.00	FHLB	4.60%	5-May-10	5,000,000.00	5,015,650.00	4.60%	2.82%
5,000,000.00	FHLB	4.50%	14-May-10	5,000,000.00	5,015,650.00	4.50%	2.82%
5,000,000.00	FHLB	4.48%	14-May-10	2,000,000.00	2,006,260.00	4.48%	2.82%
2,000,000.00	FHLB	4.63%	5-Nov-10	2,000,000.00	2,008,760.00	4.63%	1.13%
5,000,000.00	FHLB	4.80%	5-Nov-10	5,000,000.00	5,014,050.00	4.80%	2.82%
5,000,000.00	FHLB	4.75%	8-Nov-10	5,000,000.00	5,014,050.00	4.75%	2.82%
3,000,000.00	FHLB	4.80%	16-Nov-10	3,000,000.00	3,009,390.00	4.80%	1.69%
29,605,142.93	MONEY MKT	3.05%	1-Dec-07	29,605,142.93	29,605,142.93	3.05%	16.68%
<b>\$ 177,474,561.94</b>	<b>Total Portfolio</b>			<b>\$ 174,117,131.36</b>	<b>\$ 174,493,692.94</b>	<b>4.49%</b>	<b>100.00%</b>

**Delaware River Joint Toll Bridge Commission**  
**Construction Fund Series 2005A**  
**Investments at November 30, 2007**

<b>Par Value</b>	<b>Security Description</b>	<b>Rate</b>	<b>Maturity Date</b>	<b>Cost</b>	<b>Market Value</b>	<b>Yield</b>	<b>Percentage of Assets</b>
5,000,000.00	FNMA	0.00%	18-Jan-08	4,816,866.67	4,973,000.00	5.11%	11.62%
3,000,000.00	FHLB	5.25%	1-Feb-08	3,000,000.00	3,003,750.00	5.24%	6.97%
2,000,000.00	FHLB	5.20%	15-Feb-08	2,000,000.00	2,003,120.00	5.20%	4.65%
5,000,000.00	FHLMC	4.30%	5-May-08	4,972,650.00	5,001,000.00	5.07%	11.62%
5,000,000.00	FNMA	0.00%	28-Jul-08	4,851,483.33	4,869,000.00	4.18%	11.62%
5,000,000.00	FHLB	5.15%	15-Aug-08	5,000,000.00	5,006,250.00	5.15%	11.62%
5,000,000.00	FHLB	4.50%	5-Nov-08	5,000,000.00	5,006,250.00	4.50%	11.62%
5,000,000.00	FHLB	4.50%	7-Nov-08	5,000,000.00	5,006,250.00	4.50%	11.62%
8,038,146.64	MONEY MKT	3.05%	1-Dec-07	8,038,146.64	8,038,146.64	3.05%	18.68%
<b>\$ 43,038,146.64</b>	<b>Total Portfolio</b>			<b>\$ 42,679,146.64</b>	<b>\$ 42,906,766.64</b>	<b>4.49%</b>	<b>100.00%</b>

**Delaware River Joint Toll Bridge Commission**  
**Construction Fund Series 2007**  
**Investments at November 30, 2007**

<b>Par Value</b>	<b>Security Description</b>	<b>Rate</b>	<b>Maturity Date</b>	<b>Cost</b>	<b>Market Value</b>	<b>Yield</b>	<b>Percentage of Assets</b>
30,000,000.00	FHLMC	0.00%	3-Dec-07	29,770,741.67	29,922,000.00	4.54%	10.95%
10,000,000.00	FHLMC	0.00%	3-Dec-07	9,922,902.78	10,078,000.00	4.65%	3.65%
30,000,000.00	FHLB	0.00%	5-Dec-07	29,764,400.00	29,994,000.00	4.60%	10.95%
20,000,000.00	FHLB	0.00%	7-Dec-07	19,839,700.00	19,990,000.00	4.62%	7.30%
184,039,673.80	MONEY MKT	3.05%	1-Dec-07	184,039,673.80	184,039,673.80	3.05%	67.16%
<b>274,039,673.80</b>	<b>Total Portfolio</b>			<b>273,337,418.25</b>	<b>274,023,673.80</b>	<b>3.55%</b>	<b>100.00%</b>
<b>\$ 529,868,502.31</b>	<b>Grand Total</b>			<b>\$ 525,326,049.54</b>	<b>\$ 526,741,013.31</b>	<b>3.95%</b>	

# **DELAWARE RIVER JOINT TOLL BRIDGE COMMISSION**

**Meeting of December 17, 2007**

## **STATISTICS OF TOLL TRAFFIC AND REVENUE MONTH AND YEAR-TO-DATE PERIOD ENDING NOVEMBER 30, 2007 COMPARED WITH MONTH AND YEAR-TO-DATE PERIOD ENDING NOVEMBER 30, 2006**

The following provides a comparison of toll direction traffic volumes for the month and year-to-date periods ending November 30, 2007, as compared with the month and year-to-date periods ending November 30, 2006.

### **Traffic Volume Comparisons – November 2007 versus November 2006**

In the month of November, total vehicular toll traffic for the Commission's seven (7) toll bridges decreased by 63,000 vehicles or 2.0%, as compared to November 2006. Total recorded westbound traffic volume at the 11 vehicular toll supported bridges increased by 44,400 vehicles or 1.8% as compared to the previous year.

In District I, toll traffic at Trenton-Morrisville (TM) for November 2007 decreased by 50,600 cars and decreased by 800 trucks as compared to November 2006, resulting in a 8.4% decrease in total toll traffic. It is noted that roadway construction work for the Trenton – Morrisville Toll Bridge Rehabilitation and One Auxiliary Northbound Lane (T-380B) began in January 2007. At New Hope-Lambertville (NHL), an increase of 2,200 cars combined with a decrease of 200 trucks generated an overall increase in total toll traffic of 1.3% for November 2007 as compared to November 2006. Beginning on November 16, 2007, the outer (right) lanes in each direction of the New Hope – Lambertville Toll Bridge were closed pending the completion of repair work.

In District II, a 100 increase in cars combined with a decrease of 4,500 trucks resulted in a 0.5% decrease in total toll traffic at I-78 for the month of November 2007 as compared to November 2006. The Easton-Phillipsburg (EP) Toll Bridge experienced an increase in traffic volume. An increase of 6,400 passenger vehicles and a decrease of 3,300 trucks generated an overall increase of 0.6% in total toll traffic for November 2007.

In District III, total toll traffic at Portland-Columbia (PC) reflected a decrease of 1.5% for the month of November 2007 as a result of a decrease of 1,600 automobiles and a decrease of less than 100 trucks. At the Delaware Water Gap (DWG) Toll Bridge, a decrease of 13,600 passenger vehicles combined with an increase of 2,800 trucks generated a decrease in total toll traffic for the month of approximately 1.3% as compared to November 2006. Milford-Montague (MM) experienced an increase of approximately 100 passenger vehicles and a decrease of less than 100 trucks, resulting overall in a 0.1% increase in toll traffic for the month.

### E-Z Pass Penetration Rates

The following table provides a summary of E-Z Pass penetration rates experienced at the Commission's seven (7) toll bridges during November 2007, November 2006, 2007 year-to-date (YTD), and 2006 year-to-date. E-Z Pass penetration rates for all of the Commission's toll bridges was 57.1% for the month of November 2007 and is 55.9% 2007 year-to-date. Overall E-Z Pass penetration rates increased by 2.3% in November 2007 as compared to November 2006; including an increase of 2.2% in autos and an increase of 2.6% in trucks.

		E-Z Pass Penetration Rates					
		November 2007	November 2006	Change in Monthly Percent	YTD 2007	YTD 2006	Change in YTD Percent
<b>All Toll Bridges</b>	Cars	54.91%	52.70%	2.21%	53.73%	51.56%	2.17%
	Trucks	70.81%	68.26%	2.55%	69.46%	66.90%	2.56%
	<b>Total</b>	57.07%	54.80%	2.27%	55.86%	53.65%	2.21%
<b>Trenton - Morrisville</b>	Cars	54.01%	51.90%	2.11%	52.77%	50.18%	2.59%
	Trucks	81.68%	80.05%	1.63%	80.70%	80.06%	0.64%
	<b>Total</b>	56.11%	53.90%	2.21%	54.81%	52.28%	2.53%
<b>New Hope - Lambertville</b>	Cars	63.57%	61.14%	2.43%	61.61%	59.48%	2.13%
	Trucks	73.07%	69.52%	3.55%	70.22%	68.49%	1.73%
	<b>Total</b>	64.14%	61.66%	2.48%	62.14%	60.08%	2.06%
<b>I-78</b>	Cars	54.69%	53.04%	1.65%	53.82%	51.95%	1.87%
	Trucks	71.42%	68.35%	3.07%	70.13%	66.97%	3.16%
	<b>Total</b>	58.57%	56.66%	1.91%	57.64%	55.59%	2.05%
<b>Easton - Phillipsburg</b>	Cars	58.26%	55.72%	2.54%	57.01%	54.53%	2.48%
	Trucks	71.10%	68.02%	3.08%	70.09%	66.87%	3.22%
	<b>Total</b>	59.24%	56.75%	2.49%	58.07%	55.60%	2.47%
<b>Portland - Columbia</b>	Cars	52.33%	49.33%	3.00%	49.95%	48.49%	1.46%
	Trucks	72.04%	69.79%	2.25%	69.80%	67.08%	2.72%
	<b>Total</b>	53.50%	50.53%	2.97%	51.12%	49.69%	1.43%
<b>Delaware Water Gap</b>	Cars	52.19%	49.99%	2.20%	51.22%	49.31%	1.91%
	Trucks	65.97%	64.06%	1.91%	64.58%	62.22%	2.36%
	<b>Total</b>	54.29%	52.06%	2.23%	53.26%	51.20%	2.06%
<b>Milford - Montague</b>	Cars	53.69%	51.10%	2.59%	52.42%	50.76%	1.66%
	Trucks	68.09%	62.15%	5.94%	65.11%	60.48%	4.63%
	<b>Total</b>	54.10%	51.43%	2.67%	52.81%	51.05%	1.76%

DELAWARE RIVER JOINT TOLL BRIDGE COMMISSION

ALL TOLL BRIDGES

COMPARATIVE STATEMENT OF TOLL TRAFFIC AND REVENUE

NOVEMBER 2007

JANUARY 1, 2006 NOVEMBER 30, 2005 334 DAYS			JANUARY 1, 2007 NOVEMBER 30, 2007 334 DAYS			MONTH OF NOVEMBER 2007 30 DAYS			MONTH OF NOVEMBER 2006 30 DAYS		
NUMBER OF VEHICLES	TOTAL REVENUE	NUMBER OF VEHICLES	TOTAL REVENUE	VEHICLE CLASS	NUMBER OF VEHICLES	TOTAL REVENUE	NUMBER OF VEHICLES	TOTAL REVENUE	NUMBER OF VEHICLES	TOTAL REVENUE	
30,398,099	20,591,703.50 (381,378.50)	30,445,137	20,523,439.05 (359,734.09)	Passenger	2,704,303	1,816,486.80 (34,535.22)	2,761,263	1,863,932.10 (37,260.17)			
30,398,099	\$ 20,210,325.00	30,445,137	\$ 20,163,704.96	Discounts * TOTAL PASSENGER	- 2,704,303	\$ - 1,781,951.58	- 2,761,263	\$ - 1,828,671.93			
793,334	3,819,131.31	791,278	3,803,432.75	2-Axle Trucks	69,606	334,157.25	69,058	332,047.75			
361,745	2,828,511.85	362,294	3,148,527.20	3-Axle Trucks	33,302	307,157.60	34,300	264,930.26			
295,198	3,032,673.58	309,983	3,546,142.25	4-Axle Trucks	26,401	320,883.55	28,579	272,311.05			
3,293,600	43,060,743.02	3,247,194	46,938,657.21	5-Axle Trucks	289,171	4,454,391.53	294,120	3,839,911.70			
66,345	1,024,002.93	67,222	1,146,931.35	6-Axle Trucks	6,118	111,022.15	6,553	99,947.79			
2,998	62,687.06	2,272	53,581.69	7-Axle Trucks	177	4,590.95	211	4,498.40			
53	2,682.50	45	2,272.93	Permits	3	177.20	3	117.00			
4,813,273	\$ 53,830,432.25	4,780,288	\$ 58,639,545.38	TOTAL TRUCKS	424,778	\$ 5,532,380.23	430,824	\$ 4,813,763.95			
35,211,372	\$ 74,040,757.25	35,225,425	\$ 78,803,250.34	TOTAL TOLL VEHICLES	3,129,081	\$ 7,314,331.81	3,192,087	\$ 6,640,435.88			
105,423	\$ 221,678.91	105,465	\$ 235,937.88	DAILY AVERAGE	104,303	\$ 243,811.06	106,403	\$ 221,347.86			
Rate Change							Rate Change				
Traffic (toll)							Traffic (toll)				
Autos			0.04%				Autos	-1.97%			
Trucks			0.15%				Trucks	-2.05%			
Revenue			-0.69%				Revenue	-1.40%			
Autos			6.43%				Autos	10.15%			
Trucks			-0.23%				Trucks	-2.45%			
EZPass Penetration			8.93%				EZPass Penetration	14.93%			
Cars			53.73%				Cars	54.91%			
Trucks			69.46%				Trucks	70.81%			
Total			55.86%				Total	57.07%			

Rate Change	
Traffic (toll)	0.04%
Autos	0.15%
Trucks	-0.69%
Revenue	6.43%
Autos	-0.23%
Trucks	8.93%
EZPass Penetration	
Cars	53.73%
Trucks	69.46%
Total	55.86%

Rate Change	
Traffic (toll)	-1.97%
Autos	-2.06%
Trucks	-1.40%
Revenue	10.15%
Autos	-2.45%
Trucks	14.93%
EZPass Penetration	
Cars	54.91%
Trucks	70.81%
Total	57.07%

\* Discounts represents rebates for commuter discounts earned when a customer crosses the Commission's bridges 20 times in a 35 day period as well as discounts for employee's and commission vehicle's non-revenue crossings.

Notes: Significant construction at the Trenton-Morrisville Toll Bridge is causing moderate diversion to the local toll-supported bridges.  
Toll traffic at New Hope-Lambertville and at Portland-Columbia was higher than previous years due to construction at the local toll supported bridges.

DELAWARE RIVER JOINT TOLL BRIDGE COMMISSION

TRENTON - MORRISVILLE TOLL BRIDGE

COMPARATIVE STATEMENT OF TOLL TRAFFIC AND REVENUE

NOVEMBER 2007

JANUARY 1, 2006			JANUARY 1, 2007			MONTH OF			MONTH OF		
NOVEMBER 30, 2006			NOVEMBER 30, 2007			NOVEMBER 2007			NOVEMBER 2006		
334 DAYS			334 DAYS			30 DAYS			30 DAYS		
NUMBER OF VEHICLES	TOTAL REVENUE		NUMBER OF VEHICLES	TOTAL REVENUE	VEHICLE CLASS	NUMBER OF VEHICLES	TOTAL REVENUE		NUMBER OF VEHICLES	TOTAL REVENUE	
6,284,210	4,252,882.12		5,891,251	3,963,915.75	Passenger	514,597	345,232.50		565,160	380,851.05	
-	(77,459.88)		-	(67,301.95)	Discounts *	-	(6,612.39)		-	(7,059.03)	
6,284,210	4,175,422.24		5,891,251	3,896,613.79	TOTAL PASSENGER	514,597	338,620.11		565,160	373,792.02	
167,807	804,419.18		162,858	780,267.00	2-Axle Trucks	14,684	70,328.75		15,048	72,081.25	
72,573	565,404.44		76,747	666,732.36	3-Axle Trucks	7,504	69,074.40		6,958	54,110.97	
53,271	550,665.09		57,074	663,292.80	4-Axle Trucks	5,519	67,458.95		4,301	44,347.60	
179,398	2,327,125.55		165,183	2,367,267.59	5-Axle Trucks	14,553	222,635.18		16,675	216,227.35	
1,603	25,099.73		1,386	23,647.42	6-Axle Trucks	116	2,074.35		162	2,513.64	
118	2,322.79		35	737.27	7-Axle Trucks	1	21.61		12	247.82	
3	22.75		-	-	Permits	-	-		1	22.00	
474,773	4,275,059.53		463,283	4,501,944.44	TOTAL TRUCKS	42,382	431,594.24		43,157	389,550.73	
6,758,983	8,450,481.77		6,354,534	8,398,558.23	TOTAL TOLL VEHICLES	559,979	770,214.35		608,317	763,342.75	
20,236	25,300.84		19,026	25,145.38	DAILY AVERAGE	18,566	25,673.81		20,277	25,444.76	

Rate Change	
Traffic (toll)	-5.96%
Autos	-6.25%
Trucks	-2.42%
Revenue	-0.61%
Autos	-6.68%
Trucks	5.31%
EZPass Penetration	
Cars	\$2.77%
Trucks	80.70%
Total	54.81%

Rate Change	
Traffic (toll)	-8.44%
Autos	-8.95%
Trucks	-1.60%
Revenue	0.90%
Autos	-9.41%
Trucks	10.79%
EZPass Penetration	
Cars	\$4.01%
Trucks	81.68%
Total	56.11%

\* Discounts represents rebates for commuter discounts earned when a customer crosses the Commission's bridges 20 times in a 35 day period as well as discounts for employee's and commission vehicle's non-revenue crossings.

Note: Significant construction at the Trenton-Morrisville Toll Bridge is causing moderate diversion to the local toll-supported bridges.

DELAWARE RIVER JOINT TOLL BRIDGE COMMISSION

NEW HOPE - LAMBERTVILLE TOLL BRIDGE

COMPARATIVE STATEMENT OF TOLL TRAFFIC AND REVENUE

NOVEMBER 2007

JANUARY 1, 2006			JANUARY 1, 2007			MONTH OF			MONTH OF		
NOVEMBER 30, 2006			NOVEMBER 30, 2007			NOVEMBER 2007			NOVEMBER 2006		
334 DAYS			334 DAYS			30 DAYS			30 DAYS		
NUMBER OF VEHICLES	TOTAL REVENUE		NUMBER OF VEHICLES	TOTAL REVENUE	VEHICLE CLASS	NUMBER OF VEHICLES	TOTAL REVENUE		NUMBER OF VEHICLES	TOTAL REVENUE	
1,586,584	\$ 1,055,310.23		1,747,718	1,156,801.05	Passenger	151,042	99,408.20		148,840	98,525.85	
-	(23,314.84)		-	(27,813.67)	Discounts *	-	(2,431.90)		-	(2,244.04)	
1,586,584	\$ 1,031,995.39		1,747,718	\$ 1,128,987.38	TOTAL PASSENGER	151,042	\$ 96,977.30		148,840	\$ 96,281.81	
51,856	250,855.80		53,306	257,140.50	2-Axle Trucks	4,513	21,719.00		4,494	21,744.00	
28,755	224,787.49		26,976	235,390.59	3-Axle Trucks	2,102	19,423.51		2,462	19,210.54	
6,279	65,079.41		7,125	82,172.25	4-Axle Trucks	588	7,109.70		522	5,398.25	
25,080	329,115.21		26,500	385,427.85	5-Axle Trucks	2,366	36,578.80		2,298	30,140.07	
726	11,392.53		900	15,725.17	6-Axle Trucks	66	1,234.58		64	995.22	
47	889.01		50	987.69	7-Axle Trucks	-	-		3	54.87	
-	-		-	-	Permits	-	-		-	-	
112,743	\$ 882,119.45		114,857	\$ 975,834.05	TOTAL TRUCKS	9,635	\$ 86,065.59		9,843	\$ 77,542.95	
1,699,327	\$ 1,914,114.84		1,862,575	\$ 2,105,821.43	TOTAL TOLL VEHICLES	160,677	\$ 183,042.89		158,683	\$ 173,824.76	
5,088	\$ 5,730.88		5,577	\$ 6,304.85	DAILY	5,356	\$ 6,101.43		5,289	\$ 5,794.16	

Rate Change	
Traffic (toll)	9.61%
Autos	10.16%
Trucks	1.88%
Revenue	10.02%
Autos	9.40%
Trucks	10.74%
EZPass Penetration	
Cars	61.61%
Trucks	70.22%
Total	62.14%

Rate Change	
Traffic (toll)	1.26%
Autos	1.48%
Trucks	-2.11%
Revenue	5.30%
Autos	0.72%
Trucks	10.99%
EZPass Penetration	
Cars	63.57%
Trucks	73.07%
Total	64.14%

\* Discounts represents rebates for commuter discounts earned when a customer crosses the Commission's bridges 20 times in a 35 day period as well as discounts for employee's and commission vehicle's non-revenue crossings.

DELAWARE RIVER JOINT TOLL BRIDGE COMMISSION

178 TOLL BRIDGE

COMPARATIVE STATEMENT OF TOLL TRAFFIC AND REVENUE

NOVEMBER 2007															
JANUARY 1, 2006				JANUARY 1, 2007				MONTH OF				MONTH OF			
NOVEMBER 30, 2006				NOVEMBER 30, 2007				NOVEMBER 2007				NOVEMBER 2006			
334 DAYS				334 DAYS				30 DAYS				30 DAYS			
NUMBER OF VEHICLES	TOTAL REVENUE	NUMBER OF VEHICLES	TOTAL REVENUE	VEHICLE CLASS	NUMBER OF VEHICLES	TOTAL REVENUE	NUMBER OF VEHICLES	TOTAL REVENUE	NUMBER OF VEHICLES	TOTAL REVENUE	NUMBER OF VEHICLES	TOTAL REVENUE			
7,045,729	4,785,961.30	7,205,529	4,873,182.30	Passenger	651,184	438,912.90	651,127	440,606.85							
-	(64,314.68)	-	(74,416.41)	Discounts *	-	(7,272.95)	-	(6,558.32)							
7,045,729	4,721,646.62	7,205,529	4,798,765.89	TOTAL PASSENGER	651,184	431,639.95	651,127	434,048.53							
218,550	1,051,623.52	218,235	1,048,096.50	2-Axle Trucks	19,420	93,089.00	19,464	93,609.25							
97,631	764,196.23	98,345	853,027.81	3-Axle Trucks	9,380	86,369.78	8,976	70,168.61							
119,202	1,213,776.55	116,125	1,308,332.90	4-Axle Trucks	9,730	117,040.30	10,854	110,527.45							
1,783,686	23,292,096.40	1,732,943	24,977,134.79	5-Axle Trucks	154,509	2,376,425.14	158,302	2,063,949.19							
38,754	594,246.47	39,403	667,649.62	6-Axle Trucks	3,671	66,131.23	3,685	56,541.91							
1,390	28,798.26	1,024	24,141.33	7-Axle Trucks	95	2,520.41	79	1,774.89							
9	332.90	9	105.60	Permits	-	-	-	-							
2,259,232	26,945,070.33	2,206,084	26,878,468.55	TOTAL TRUCKS	196,905	2,741,575.86	201,360	2,386,571.30							
9,304,951	31,666,716.95	9,411,613	33,677,254.44	TOTAL TOLL VEHICLES	848,089	3,173,215.81	852,487	2,830,619.83							
27,859	94,610.53	28,178	100,830.10	DAILY AVERAGE	28,270	105,773.86	28,416	94,353.99							

Rate Change	Rate Change
Traffic (toll)	Traffic (toll)
Autos	Autos
Trucks	Trucks
Revenue	Revenue
Autos	Autos
Trucks	Trucks
EZPass Penetration	EZPass Penetration
Cars	Cars
Trucks	Trucks
Total	Total
1.15%	-0.52%
2.27%	0.01%
-2.35%	-2.21%
6.35%	12.10%
1.63%	-0.55%
7.18%	14.40%
53.82%	54.69%
70.13%	71.42%
57.64%	58.57%

\* Discounts represents rebates for commuter discounts earned when a customer crosses the Commission's bridges 20 times in a 35 day period as well as discounts for employee's and commission vehicle's non-revenue crossings.

DELAWARE RIVER JOINT TOLL BRIDGE COMMISSION

EASTON - PHILLIPSBURG TOLL BRIDGE

COMPARATIVE STATEMENT OF TOLL TRAFFIC AND REVENUE

NOVEMBER 2007

JANUARY 1, 2006 NOVEMBER 30, 2006 334 DAYS			JANUARY 1, 2007 NOVEMBER 30, 2007 334 DAYS			MONTH OF NOVEMBER 2007 30 DAYS			MONTH OF NOVEMBER 2006 30 DAYS		
NUMBER OF VEHICLES	TOTAL REVENUE	NUMBER OF VEHICLES	TOTAL REVENUE	VEHICLE CLASS	NUMBER OF VEHICLES	TOTAL REVENUE	NUMBER OF VEHICLES	TOTAL REVENUE	NUMBER OF VEHICLES	TOTAL REVENUE	
5,218,177	3,502,912.90 (54,586.45)	5,269,456	3,517,477.05 (66,057.50)	Passenger	478,836	318,476.10 (6,347.68)	472,399	318,008.45 (6,286.45)			
5,218,177	\$ 3,438,326.45	5,269,456	\$ 3,451,419.55	Discounts * TOTAL PASSENGER	- 478,836	\$ - \$ 312,128.42	- 472,399	\$ - \$ 309,712.00			
153,869	741,345.06	152,489	733,941.00	2-Axle Trucks	13,635	65,567.50	13,754	66,276.00			
59,652	467,348.80	55,203	480,705.73	3-Axle Trucks	4,757	44,099.34	5,357	42,005.41			
47,402	492,382.58	57,004	660,761.65	4-Axle Trucks	4,015	49,203.70	4,631	48,107.95			
228,082	2,997,979.51	195,658	2,855,761.59	5-Axle Trucks	17,201	266,162.59	19,059	250,252.20			
5,905	93,302.88	3,157	55,234.51	6-Axle Trucks	218	4,034.38	365	5,750.65			
165	3,534.40	106	2,375.10	7-Axle Trucks	5	124.32	11	215.20			
-	-	-	-	Permits	-	-	-	-			
495,075	\$ 4,795,893.23	463,619	\$ 4,788,779.58	TOTAL TRUCKS	39,831	\$ 429,191.83	43,177	\$ 412,608.41			
5,713,252	\$ 8,234,219.68	5,733,075	\$ 8,240,199.13	TOTAL TOLL VEHICLES	518,667	\$ 741,320.25	515,576	\$ 722,320.41			
17,106	\$ 24,653.35	17,165	\$ 24,671.25	DAILY AVERAGE	17,289	\$ 24,710.68	17,186	\$ 24,077.35			
Rate Change				Rate Change							
Traffic (toll)				Traffic (toll)							
Autos				Autos							
Trucks				Trucks							
Revenue				Revenue							
Autos				Autos							
Trucks				Trucks							
EZPass Penetration				EZPass Penetration							
Cars				Cars							
Trucks				Trucks							
Total				Total							
0.35%				0.60%							
0.98%				1.36%							
-6.35%				-7.75%							
0.07%				2.63%							
0.38%				0.78%							
-0.15%				4.02%							
57.01%				58.26%							
70.09%				71.10%							
58.07%				59.24%							

Rate Change		Rate Change	
Traffic (toll)	0.35%	Traffic (toll)	0.60%
Autos	0.98%	Autos	1.36%
Trucks	-6.35%	Trucks	-7.75%
Revenue	0.07%	Revenue	2.63%
Autos	0.38%	Autos	0.78%
Trucks	-0.15%	Trucks	4.02%
EZPass Penetration		EZPass Penetration	
Cars	57.01%	Cars	58.26%
Trucks	70.09%	Trucks	71.10%
Total	58.07%	Total	59.24%

\* Discounts represents rebates for commuter discounts earned when a customer crosses the Commission's bridges 20 times in a 35 day period as well as discounts for employee's and commission vehicle's non-revenue crossings.

DELAWARE RIVER JOINT TOLL BRIDGE COMMISSION

PORTLAND - COLUMBIA TOLL BRIDGE

COMPARATIVE STATEMENT OF TOLL TRAFFIC AND REVENUE

NOVEMBER 2007

JANUARY 1, 2006			JANUARY 1, 2007			MONTH OF			MONTH OF		
NOVEMBER 30, 2006			NOVEMBER 30, 2007			NOVEMBER 2007			NOVEMBER 2006		
334 DAYS			334 DAYS			30 DAYS			30 DAYS		
NUMBER OF VEHICLES	TOTAL REVENUE		NUMBER OF VEHICLES	TOTAL REVENUE		VEHICLE CLASS	NUMBER OF VEHICLES	TOTAL REVENUE	NUMBER OF VEHICLES	TOTAL REVENUE	
1,134,466	774,475.80		1,270,524	864,583.65		Passenger	104,387	70,537.35	106,023	72,105.75	
	(24,314.02)			(22,171.25)		Discounts *		(2,063.90)		(2,387.08)	
1,134,466 \$	750,161.78		1,270,524 \$	842,412.40		TOTAL PASSENGER	104,387	68,473.45	106,023	69,718.67	
28,232	136,287.25		28,646	138,353.50		2-Axle Trucks	2,277	10,992.50	1,448	6,823.00	
9,482	75,146.02		11,747	104,350.36		3-Axle Trucks	937	8,760.74	1,601	9,882.75	
8,237	86,548.55		7,658	90,112.20		4-Axle Trucks	563	7,024.55	739	7,175.65	
31,521	415,343.15		31,438	461,441.59		5-Axle Trucks	2,807	43,318.71	2,182	27,983.80	
498	7,965.17		443	7,885.89		6-Axle Trucks	35	667.95	637	8,795.42	
12	250.12		9	212.30		7-Axle Trucks	-	-	16	264.00	
	-			-		Permits	-	-	-	-	
77,982 \$	721,520.26		79,941 \$	802,355.84		TOTAL TRUCKS	6,619	70,564.45	6,623	60,724.82	
1,212,448 \$	1,471,682.04		1,350,465 \$	1,644,768.24		TOTAL TOLL VEHICLES	111,006	139,437.90	112,646	130,443.49	
3,630 \$	4,405.23		4,043 \$	4,924.46		DAILY AVERAGE	3,700	4,647.93	3,755	4,348.12	

Rate Change	
Traffic (toll)	11.38%
Autos	11.99%
Trucks	2.51%
Revenue	11.76%
Autos	12.30%
Trucks	11.20%
EZPass Penetration	
Cars	49.95%
Trucks	69.80%
Total	51.12%

Rate Change	
Traffic (toll)	-1.46%
Autos	-1.54%
Trucks	-0.06%
Revenue	6.90%
Autos	-1.79%
Trucks	16.86%
EZPass Penetration	
Cars	52.33%
Trucks	72.04%
Total	53.50%

\* Discounts represents rebates for commuter discounts earned when a customer crosses the Commission's bridges 20 times in a 35 day period as well as discounts for employee's and commission vehicle's non-revenue crossings.

Note: Toll traffic at Portland--Columbia was higher than previous years due to construction at the local toll supported bridge.

DELAWARE RIVER JOINT TOLL BRIDGE COMMISSION

DELAWARE WATER GAP TOLL BRIDGE

COMPARATIVE STATEMENT OF TOLL TRAFFIC AND REVENUE

NOVEMBER 2007									
JANUARY 1, 2006			JANUARY 1, 2007			MONTH OF		MONTH OF	
NOVEMBER 30, 2006			NOVEMBER 30, 2007			NOVEMBER 2007		NOVEMBER 2006	
334 DAYS			334 DAYS			30 DAYS		30 DAYS	
NUMBER OF VEHICLES	TOTAL REVENUE	NUMBER OF VEHICLES	TOTAL REVENUE	VEHICLE CLASS	NUMBER OF VEHICLES	TOTAL REVENUE	NUMBER OF VEHICLES	TOTAL REVENUE	
7,920,851	5,398,090.95	7,844,545	5,322,861.60	Passenger	700,789	473,961.15	714,350	485,600.85	
-	(103,295.52)	-	(80,455.60)	Discounts *	-	(7,815.04)	-	(10,343.43)	
7,920,851	\$ 5,294,795.43	7,844,545	\$ 5,242,406.00	TOTAL PASSENGER	700,789	\$ 466,146.11	714,350	\$ 475,257.42	
150,467	725,520.75	151,599	729,168.00	2-Axle Trucks	13,172	63,300.00	12,997	62,545.00	
88,699	692,343.72	88,884	768,987.35	3-Axle Trucks	8,348	76,856.23	8,803	67,034.58	
58,958	604,700.25	63,098	719,019.35	4-Axle Trucks	5,862	71,495.45	5,370	55,061.05	
1,037,244	13,586,331.41	1,087,135	15,770,441.67	5-Axle Trucks	96,879	1,497,439.21	94,867	1,241,704.70	
18,798	291,022.46	21,852	375,340.88	6-Axle Trucks	1,998	36,612.48	1,636	25,287.41	
1,253	26,628.61	1,035	24,874.70	7-Axle Trucks	76	1,924.61	90	1,941.52	
41	2,326.85	36	2,167.33	Permits	3	177.20	2	95.00	
1,355,460	\$ 15,926,874.05	1,413,639	\$ 18,389,999.28	TOTAL TRUCKS	126,338	\$ 1,747,805.18	123,565	\$ 1,453,669.28	
9,276,311	\$ 21,223,669.48	9,258,184	\$ 23,632,405.28	TOTAL TOLL VEHICLES	827,127	\$ 2,213,951.29	837,915	\$ 1,928,926.68	
27,773	\$ 63,543.92	27,719	\$ 70,755.70	DAILY AVERAGE	27,571	\$ 73,798.38	27,931	\$ 64,297.56	
Rate Change									
Traffic (toll)									
Autos									
Trucks									
Revenue									
Autos									
Trucks									
EZPass Penetration									
Cars									
Trucks									
Total									
Rate Change									
Traffic (toll)									
Autos									
Trucks									
Revenue									
Autos									
Trucks									
EZPass Penetration									
Cars									
Trucks									
Total									

\* Discounts represents rebates for commuter discounts earned when a customer crosses the Commission's bridges 20 times in a 35 day period as well as discounts for employee's and commission vehicle's non-revenue crossings.

DELAWARE RIVER JOINT TOLL BRIDGE COMMISSION

MILFORD - MONTAGUE TOLL BRIDGE

COMPARATIVE STATEMENT OF TOLL TRAFFIC AND REVENUE

NOVEMBER 2007										
JANUARY 1, 2006 NOVEMBER 30, 2006 334 DAYS			JANUARY 1, 2007 NOVEMBER 30, 2007 334 DAYS			MONTH OF NOVEMBER 2007 30 DAYS			MONTH OF NOVEMBER 2006 30 DAYS	
NUMBER OF VEHICLES	TOTAL REVENUE	NUMBER OF VEHICLES	TOTAL REVENUE	VEHICLE CLASS	NUMBER OF VEHICLES	TOTAL REVENUE	NUMBER OF VEHICLES	TOTAL REVENUE	NUMBER OF VEHICLES	TOTAL REVENUE
1,208,082	822,070.20 (24,093.11)	1,216,114	824,617.65 (21,517.70)	Passenger	103,468	68,957.60 (1,991.36)	103,364	70,233.30 (2,371.62)		
1,208,062	\$ 797,977.09	1,216,114	\$ 803,099.95	Discounts * TOTAL PASSENGER	103,468	\$ 67,966.24	103,364	\$ 67,861.48		
22,543	103,099.75	24,145	116,466.25	2-Axle Trucks	1,905	9,159.50	1,853	8,969.25		
4,953	39,285.15	4,392	39,343.00	3-Axle Trucks	274	2,573.60	343	2,716.40		
1,849	19,521.15	1,899	22,451.10	4-Axle Trucks	124	1,550.90	162	1,692.90		
8,589	112,751.79	8,337	121,182.13	5-Axle Trucks	751	11,631.90	737	9,654.39		
61	973.69	81	1,447.86	6-Axle Trucks	14	267.18	4	63.54		
13	263.87	11	253.30	7-Axle Trucks	-	-	-	-		
-	-	-	-	Permits	-	-	-	-		
38,008	\$ 281,895.40	38,865	\$ 301,143.64	TOTAL TRUCKS	3,068	\$ 25,183.08	3,099	\$ 23,096.48		
1,246,080	\$ 1,079,872.49	1,254,979	\$ 1,104,243.59	TOTAL TOLL VEHICLES	106,536	\$ 93,149.32	105,463	\$ 90,957.96		
3,731	\$ 3,233.15	3,757	\$ 3,306.12	DAILY AVERAGE	3,551	\$ 3,104.98	3,549	\$ 3,031.93		
				Rate Change					Rate Change	
				Traffic (toll)					Traffic (toll)	
				Autos					Autos	
				Trucks					Trucks	
				Revenue					Revenue	
				Autos					Autos	
				Trucks					Trucks	
				EZPass Penetration					EZPass Penetration	
				Cars					Cars	
				Trucks					Trucks	
				Total					Total	

\* Discounts represents rebates for commuter discounts earned when a customer crosses the Commission's bridges 20 times in a 35 day period as well as discounts for employee's and commission vehicle's non-revenue crossings.

# **Delaware River Joint Toll Bridge Commission** **Toll Supported Bridge - Two Way Traffic Counts**

November 2007

Bridge	Total Volume				
	November 2007	November 2006	% Change	YTD 2007	YTD 2006
Lower Trenton <sup>1</sup>	568,910	491,981	15.64%	6,235,992	5,355,366
Calhoun Street <sup>2</sup>	535,795	529,549	1.18%	6,207,549	6,069,256
Scudder Falls	1,769,634	1,703,521	3.88%	19,641,717	17,335,680
Washington Crossing	208,935	193,677	7.88%	2,291,608	2,167,069
New Hope - Lambertville	426,255	409,206	4.17%	4,897,670	4,644,396
Centre Bridge - Stockton <sup>3</sup>	132,809	148,027	-10.28%	1,062,286	1,617,580
Uhlerstown - Frenchtown	108,631	110,682	-1.85%	1,323,366	1,263,985
Upper Black Eddy - Milford	111,020	109,788	1.12%	1,278,199	1,308,005
Riegelsville	102,463	100,046	2.42%	1,151,178	1,125,054
Northampton Street	686,364	679,434	1.02%	7,721,508	7,650,779
Riverton - Belvidere <sup>4</sup>	137,410	130,358	5.41%	1,488,049	1,699,592
<b>Total</b>	<b>4,788,226</b>	<b>4,606,269</b>	<b>3.95%</b>	<b>53,299,121</b>	<b>50,236,761</b>

**Notes:**

- (1) Increase in traffic volume is a result of construction on the Trenton - Morrisville Toll Bridge (T-380B)
- (2) In 2006 lane closures experienced during the weekends for deck joint repairs (Contract No. TS-393C)
- (3) Bridge closures for priority repairs and Bridge Rehabilitation project (TS-429A)
- (4) Sunday / Monday bridge closures for Bridge Rehabilitation project (TS-371A) starting on 10/7/06

# Delaware River Joint Toll Bridge Commission

## Toll Supported Bridge - Westbound Traffic Counts

November 2007

Bridge	Westbound Volume					
	November 2007	November 2006	% Change	YTD 2007	YTD 2006	% Change
Lower Trenton <sup>1</sup>	386,534	372,464	3.78%	4,388,230	4,050,981	8.33%
Calhoun Street <sup>2</sup>	261,977	268,749	-2.52%	3,087,548	3,083,424	0.13%
Scudder Falls	903,537	876,296	3.11%	10,045,051	8,961,766	12.09%
Washington Crossing	121,099	108,324	11.79%	1,296,523	1,151,214	12.62%
New Hope - Lambertville	203,504	191,084	6.50%	2,286,033	2,243,453	1.90%
Centre Bridge - Stockton <sup>3</sup>	61,494	79,011	-22.17%	512,361	849,437	-39.68%
Uhlerstown - Frenchtown	53,664	54,479	-1.50%	654,105	626,233	4.45%
Upper Black Eddy - Milford	52,939	49,828	6.24%	591,186	602,223	-1.83%
Riegelsville	48,726	47,181	3.27%	538,491	528,160	1.96%
Northampton Street	396,925	401,258	-1.08%	4,507,788	4,492,409	0.34%
Riverton - Belvidere <sup>4</sup>	73,073	70,355	3.86%	791,813	914,420	-13.41%
Total	2,563,472	2,519,029	1.76%	28,699,129	27,503,721	4.35%

**Notes:**

- (1) Increase in traffic volume is a result of construction on the Trenton - Morrisville Toll Bridge (T-380B)
- (2) In 2006 lane closures experienced during the weekends for deck joint repairs (Contract No. TS-393C)
- (3) Bridge closures for priority repairs and Bridge Rehabilitation project (TS-429A)
- (4) Sunday / Monday bridge closures for Bridge Rehabilitation project (TS-371A) starting on 10/7/06

# **Delaware River Joint Toll Bridge Commission** **Toll Bridge - Two Way Traffic Counts** November 2007

Bridge	Total Volume (all classes)					
	November 2007	November 2006	% Change	YTD 2007	YTD 2006	% Change
Trenton - Morrisville <sup>1</sup>	1,516,172	1,550,365	-2.21%	16,588,786	17,289,782	-4.05%
New Hope - Lambertville	312,798	300,105	4.23%	3,586,274	3,226,091	11.16%
Interstate 78	1,751,048	1,769,152	-1.02%	19,350,832	19,368,278	-0.09%
Easton - Phillipsburg	1,164,058	1,156,527	0.65%	12,882,879	12,803,140	0.62%
Portland - Columbia <sup>2</sup>	222,158	227,460	-2.33%	2,773,265	2,475,300	12.04%
Delaware Water Gap	1,670,263	1,693,050	-1.35%	18,687,985	18,727,822	-0.21%
Milford - Montague	243,068	244,963	-0.77%	2,860,156	2,856,782	0.12%
Total	6,879,565	6,941,622	-0.89%	76,730,177	76,747,195	-0.02%

**Notes:**

1. Traffic patterns are changing for the rehabilitation project (T-380B) and the eastbound traffic counter was removed on August 23, 2007. Interpolated eastbound data by using October 2006 values increased by 5.32% (the difference between Oct. 2005 and Oct. 2006).
2. Increase in traffic volume due to temporary closures of the Riverfort - Belvidere Toll Supported Bridge for Rehabilitation (TS-371A)

## **DELAWARE RIVER JOINT TOLL BRIDGE COMMISSION**

**Meeting of December 17, 2007**

### **STATISTICAL SUMMARY OF EXPENDITURES**

This includes reports entitled “**Budget vs Actual**” covering the month of November 2007 and the eleven month year-to-date operations of fiscal year 2007 relative to Toll Bridges, Toll Supported Bridges and Administration departments.

Total expense plus encumbrance totaled \$3,520,954 for the month of November. For the fiscal year-to-date 2007, total expense plus encumbrances amounted to \$39,523,608 or 96.9% of the year-to-date operating budget. The positive variance between the operating budget and actual expenses is due to normal operating activity.

Several line items are currently running ahead of budget on a year-to-date basis. Unemployment Compensation is currently over its annual budget. Temporary salaries are also running ahead of the annual budget as a result of higher than anticipated charges at the District II toll bridges and Administration. The OT expense for Administration is more than offset by salary savings from vacant positions. EZPass Operating expense is running ahead of budget due to higher than budgeted charges for transaction processing. This line item expense will end the year in excess of its original operating budget.

There were no unusual expenditures or transactions during the month of November.

**Delaware River Joint Toll Bridge Commission  
Budget vs Actual  
For the Eleven Months Ending November 30, 2007**

**TOTAL COMMISSION**

	<b>Budget 2007</b>	<b>Expended for the Month</b>	<b>Expended Year to Date</b>	<b>Encumbered</b>	<b>Budget Remaining Balance</b>
Regular Employees Salaries	\$16,524,608	\$1,296,779	\$15,271,445	\$0	\$1,253,163
Temporary/Summer Salaries	534,700	34,356	566,312	0	(31,612)
Overtime Wages	400,600	22,584	276,435	0	124,165
Pension Contributions	669,345	43,672	519,435	0	149,910
Social Security Contributions	1,335,683	98,928	1,215,282	0	120,401
Health Care Benefits	4,889,500	391,386	4,345,613	0	543,887
Life Insurance	151,407	9,901	107,827	0	43,580
Retiree Benefits	2,257,865	104,864	1,881,817	0	376,048
Unemployment Compensation	25,000	7,919	71,883	0	(46,883)
Utility Expense	734,110	34,509	546,279	92,075	95,756
Office Expense	272,555	17,940	200,250	1,460	70,845
Communication	344,885	21,586	243,282	100	101,503
Information Technology	364,460	47,988	310,688	2,956	50,816
Education and Training	280,125	15,599	136,418	2,865	140,842
Vehicle Maint. & Equipment	307,000	19,842	195,355	112,599	(954)
Operations Maintenance	1,023,110	80,587	853,157	90,353	79,600
Commission	30,000	12,799	37,268	250	(7,518)
Toll Collection	106,600	12,374	47,929	1,565	57,106
Uniforms	108,600	27,407	102,996	10,463	(4,859)
Business Insurance	3,445,249	256,665	3,008,956	0	436,293
Civil Claim- Kennedy	15,000	0	15,000	0	0
Licenses & Inspections	4,570	503	2,307	0	2,263
Advertising	225,940	3,998	28,342	2,015	195,583
Professional Services	1,157,500	161,761	953,572	0	203,928
State Police Bridge Security	4,060,079	337,067	3,719,463	0	340,616
EZPass Equipment/Maintenance	1,250,100	86,184	1,039,840	3,970	206,290
General Contingency*	385,000	(15,114)	4,497	0	380,503
EZPass Operating Expense**	3,528,000	458,874	3,501,289	0	26,711
<b>Total Operating Expenses</b>	<b>\$44,431,591</b>	<b>\$3,590,958</b>	<b>\$39,202,937</b>	<b>\$320,671</b>	<b>\$4,907,983</b>
Emergency Repairs***	0	0	(80,452)	0	80,452
<b>Total Expenses</b>	<b>\$44,431,591</b>	<b>\$3,590,958</b>	<b>\$39,122,485</b>	<b>\$320,671</b>	<b>\$4,988,435</b>

\* Reimbursement from Insurance Co to cover the expense arisen from the flood at TM administration building executive kitchen.

\*\* EZPass Operating Expense is higher than previous month due to credit card equity charge, which is settled on quarterly basis.

\*\*\* The negative balance in Emergency Repairs will be offset with future repair expense.

**Delaware River Joint Toll Bridge Commission  
Budget vs Actual  
For the Eleven Months Ending November 30, 2007**

**ADMINISTRATION\***

	<b>Budget 2007</b>	<b>Expended for the Month</b>	<b>Expended Year to Date</b>	<b>Encumbered</b>	<b>Budget Remaining Balance</b>
Regular Employees Salaries	\$2,775,726	\$178,723	\$2,217,997	\$0	\$557,729
Temporary/Summer Salaries	38,014	1,996	50,221	0	(12,207)
Overtime Wages	17,200	31	1,839	0	15,361
Pension Contributions	109,606	5,386	73,118	0	36,488
Social Security Contributions	216,567	12,069	156,085	0	60,482
Health Care Benefits	583,862	48,472	507,916	0	75,946
Life Insurance	23,820	1,428	15,878	0	7,942
Retiree Benefits	419,318	17,647	320,670	0	98,648
Unemployment Compensation	25,000	7,919	71,274	0	(46,274)
Office Expense	179,200	11,135	147,426	1,070	30,704
Communication	82,400	4,330	54,725	100	27,575
Information Technology	318,675	47,988	309,417	2,595	6,663
Education and Training	171,200	12,679	85,398	2,455	83,347
Vehicle Maint. & Equipment	2,100	116	658	0	1,442
Commission	30,000	12,799	37,268	250	(7,518)
Business Insurance	392,883	10,595	268,252	0	124,631
Advertising	211,000	3,998	28,342	2,015	180,643
Professional Services	1,157,500	145,549	823,336	0	334,164
General Contingency**	385,000	(15,114)	4,497	0	380,503
<b>Total</b>	<b>\$7,139,071</b>	<b>\$507,746</b>	<b>\$5,174,317</b>	<b>\$8,485</b>	<b>\$1,956,269</b>

\* Includes Executive, Human Resources, Accounting, EZPass, Purchasing, Information Technology and Community Affair.

\*\* Reimbursement from Insurance Co to cover the expense arisen from the flood at TM administration building executive kitchen.

**Delaware River Joint Toll Bridge Commission  
Budget vs Actual  
For the Eleven Months Ending November 30, 2007**

**ADMINISTRATION - OPERATIONS\***

	<b>Budget 2007</b>	<b>Expended for the Month</b>	<b>Expended Year to Date</b>	<b>Encumbered</b>	<b>Budget Remaining Balance</b>
Regular Employees Salaries	\$898,435	\$112,177	\$1,162,294	\$0	(\$263,859)
Temporary/Summer Salaries	0	0	9,168	0	(9,168)
Overtime Wages	0	0	1,442	0	(1,442)
Pension Contributions	57,535	3,449	41,491	0	16,044
Social Security Contributions	68,730	6,444	96,796	0	(28,066)
Health Care Benefits	251,619	19,468	208,890	0	42,729
Life Insurance	12,860	812	8,084	0	4,776
Office Expense	42,550	3,078	23,110	390	19,050
Communication	22,295	2,573	12,168	0	10,127
Information Technology	3,500	0	1,211	361	1,928
Education and Training	77,075	2,432	37,740	0	39,335
Vehicle Maint. & Equipment	2,000	1,195	1,201	0	799
Operations Maintenance	5,000	435	1,777	2,380	843
Business Insurance	38,355	0	6,002	0	32,353
Advertising	14,940	0	0	0	14,940
Professional Services	0	16,212	130,236	0	(130,236)
<b>Total</b>	<b>\$1,494,894</b>	<b>\$168,275</b>	<b>\$1,741,610</b>	<b>\$3,131</b>	<b>(\$249,847)</b>

\* Includes Engineering, Security, Safety & Training, Policy and Planning, Plant & Facilities and Compact Authorized Investment.

**Delaware River Joint Toll Bridge Commission  
Budget vs Actual  
For the Eleven Months Ending November 30, 2007**

**TRENTON - MORRISVILLE TOLL BRIDGE**

	<b>Budget 2007</b>	<b>Expended for the Month</b>	<b>Expended Year to Date</b>	<b>Encumbered</b>	<b>Budget Remaining Balance</b>
Regular Employees Salaries	\$1,531,080	\$105,077	\$1,304,224	\$0	\$226,856
Temporary/Summer Salaries	59,890	3,440	50,728	0	9,162
Overtime Wages	36,000	3,922	35,146	0	854
Pension Contributions	62,175	3,450	45,043	0	17,132
Social Security Contributions	124,463	8,543	107,583	0	16,880
Health Care Benefits	482,863	36,404	411,143	0	71,720
Life Insurance	13,512	815	9,398	0	4,114
Retiree Benefits	219,335	10,371	185,636	0	33,699
Utility Expense	150,000	8,034	126,449	8,850	14,701
Office Expense	7,450	20	11,007	0	(3,557)
Communication	46,950	3,517	39,561	0	7,389
Information Technology	20,685	0	60	0	20,625
Education and Training	4,500	0	1,320	0	3,180
Vehicle Maint. & Equipment	50,000	3,945	36,051	25,913	(11,964)
Operations Maintenance	171,700	17,919	148,823	6,622	16,255
Toll Collection	14,000	1,041	3,250	0	10,750
Uniforms	22,000	7,936	19,720	834	1,446
Business Insurance	308,368	25,017	277,708	0	30,660
Licenses & Inspections	480	37	258	0	222
State Police Bridge Security	551,772	45,807	505,475	0	46,297
EZPass Equipment/Maintenance	208,350	23,991	173,274	0	35,076
EZPass Operating Expense*	659,541	85,764	654,471	0	5,070
<b>Total</b>	<b>\$4,745,114</b>	<b>\$395,050</b>	<b>\$4,146,328</b>	<b>\$42,219</b>	<b>\$556,567</b>

\* EZPass Operating Expense is higher than previous month due to credit card equity charge, which is settled on quarterly basis.

**Delaware River Joint Toll Bridge Commission  
Budget vs Actual  
For the Eleven Months Ending November 30, 2007**

**NEW HOPE - LAMBERTVILLE TOLL BRIDGE**

	<b>Budget 2007</b>	<b>Expended for the Month</b>	<b>Expended Year to Date</b>	<b>Encumbered</b>	<b>Budget Remaining Balance</b>
Regular Employees Salaries	\$894,140	\$75,173	\$910,102	\$0	(\$15,962)
Temporary/Summer Salaries	13,820	0	22,827	0	(9,007)
Overtime Wages	18,000	4,438	26,987	0	(8,987)
Pension Contributions	35,584	2,366	28,024	0	7,560
Social Security Contributions	70,836	6,162	72,736	0	(1,900)
Health Care Benefits	286,260	20,624	253,271	0	32,989
Life Insurance	7,733	580	5,964	0	1,769
Retiree Benefits	129,021	6,101	109,197	0	19,824
Utility Expense	91,000	217	61,605	6,145	23,250
Office Expense	13,300	1,602	3,932	0	9,368
Communication	26,810	2,866	18,522	0	8,288
Information Technology	3,600	0	0	0	3,600
Education and Training	3,200	272	2,244	0	956
Vehicle Maint. & Equipment	46,600	5,143	34,761	15,053	(3,214)
Operations Maintenance	126,700	1,328	101,731	12,564	12,405
Toll Collection	11,500	175	6,270	1,287	3,943
Uniforms	1,000	90	899	0	101
Business Insurance	214,673	17,617	194,737	0	19,936
Licenses & Inspections	240	171	441	0	(201)
State Police Bridge Security	103,126	8,562	94,474	0	8,652
EZPass Equipment/Maintenance	138,900	15,991	114,975	3,970	19,955
EZPass Operating Expense*	191,312	24,871	189,818	0	1,494
<b>Total</b>	<b>\$2,427,355</b>	<b>\$194,349</b>	<b>\$2,253,517</b>	<b>\$39,019</b>	<b>\$134,819</b>

\* EZPass Operating Expense is higher than previous month due to credit card equity charge, which is settled on quarterly basis.

**Delaware River Joint Toll Bridge Commission  
Budget vs Actual  
For the Eleven Months Ending November 30, 2007**

**INTERSTATE - 78 TOLL BRIDGE**

	<b>Budget 2007</b>	<b>Expended for the Month</b>	<b>Expended Year to Date</b>	<b>Encumbered</b>	<b>Budget Remaining Balance</b>
Regular Employees Salaries	\$2,095,448	\$164,878	\$1,936,706	\$0	\$158,742
Temporary/Summer Salaries	80,100	5,507	100,893	0	(20,793)
Overtime Wages	76,000	2,576	63,777	0	12,223
Pension Contributions	82,868	6,021	71,402	0	11,466
Social Security Contributions	172,243	13,145	159,520	0	12,723
Health Care Benefits	660,023	56,064	612,416	0	47,607
Life Insurance	18,009	1,287	14,322	0	3,687
Retiree Benefits	303,199	14,326	256,426	0	46,773
Utility Expense	99,000	11,531	77,700	18,800	2,500
Office Expense	5,750	760	3,736	0	2,014
Communication	24,440	1,176	16,326	0	8,114
Information Technology	3,600	0	0	0	3,600
Education and Training	3,050	0	4,067	0	(1,017)
Vehicle Maint. & Equipment	56,000	4,609	43,698	27,057	(14,755)
Operations Maintenance	159,200	4,482	146,555	11,362	1,283
Toll Collection	12,000	419	4,264	0	7,736
Uniforms	15,000	3,682	14,910	594	(504)
Business Insurance	658,568	54,514	605,207	0	53,361
Licenses & Inspections	400	100	498	0	(98)
State Police Bridge Security	619,567	51,436	567,590	0	51,977
EZPass Equipment/Maintenance	243,075	27,982	202,769	0	40,306
EZPass Operating Expense*	966,399	125,731	959,215	0	7,184
<b>Total</b>	<b>\$6,353,939</b>	<b>\$550,226</b>	<b>\$5,861,997</b>	<b>\$57,813</b>	<b>\$434,129</b>

\* EZPass Operating Expense is higher than previous month due to credit card equity charge, which is settled on quarterly basis.

**Delaware River Joint Toll Bridge Commission  
Budget vs Actual  
For the Eleven Months Ending November 30, 2007**

**EASTON - PHILLIPSBURG TOLL BRIDGE**

	<b>Budget 2007</b>	<b>Expended for the Month</b>	<b>Expended Year to Date</b>	<b>Encumbered</b>	<b>Budget Remaining Balance</b>
Regular Employees Salaries	\$1,498,784	\$118,794	\$1,379,624	\$0	\$119,160
Temporary/Summer Salaries	66,680	5,960	101,782	0	(35,102)
Overtime Wages	47,000	2,009	29,565	0	17,435
Pension Contributions	60,254	3,933	46,926	0	13,328
Social Security Contributions	123,353	9,646	115,449	0	7,904
Health Care Benefits	454,777	39,794	411,671	0	43,106
Life Insurance	13,095	938	9,614	0	3,481
Retiree Benefits	199,982	9,761	174,716	0	25,266
Unemployment Compensation	0	0	305	0	(305)
Utility Expense	101,600	2,085	88,841	0	12,759
Office Expense	5,600	866	3,041	0	2,559
Communication	28,940	2,535	24,249	0	4,691
Information Technology	3,600	0	0	0	3,600
Education and Training	3,000	51	2,257	410	333
Vehicle Maint. & Equipment	24,000	534	7,145	5,550	11,305
Operations Maintenance	142,460	7,978	130,239	3,496	8,725
Toll Collection	15,000	1,425	9,512	0	5,488
Uniforms	14,000	4,694	15,054	97	(1,151)
Business Insurance	234,744	18,741	209,728	0	25,016
Licenses & Inspections	500	0	293	0	207
State Police Bridge Security	409,661	34,010	375,294	0	34,367
EZPass Equipment/Maintenance	173,625	19,991	145,743	0	27,882
EZPass Operating Expense*	593,984	77,274	589,551	0	4,433
<b>Total</b>	<b>\$4,214,639</b>	<b>\$361,019</b>	<b>\$3,870,599</b>	<b>\$9,553</b>	<b>\$334,487</b>

\* EZPass Operating Expense is higher than previous month due to credit card equity charge, which is settled on quarterly basis.

**Delaware River Joint Toll Bridge Commission**  
**Budget vs Actual**  
**For the Eleven Months Ending November 30, 2007**

**PORTLAND - COLUMBIA TOLL BRIDGE**

	<b>Budget 2007</b>	<b>Expended for the Month</b>	<b>Expended Year to Date</b>	<b>Encumbered</b>	<b>Budget Remaining Balance</b>
Regular Employees Salaries	\$702,759	\$53,948	\$704,740	\$0	(\$1,981)
Temporary/Summer Salaries	44,902	2,120	45,950	0	(1,048)
Overtime Wages	27,400	354	11,835	0	15,565
Pension Contributions	25,489	3,311	25,162	0	327
Social Security Contributions	59,292	4,246	57,596	0	1,696
Health Care Benefits	210,646	14,612	183,863	0	26,783
Life Insurance	5,539	331	3,871	0	1,668
Retiree Benefits	96,766	4,575	81,898	0	14,868
Utility Expense	64,390	2,618	40,242	16,544	7,604
Office Expense	3,775	190	1,392	0	2,383
Communication	23,240	1,019	13,141	0	10,099
Information Technology	3,600	0	0	0	3,600
Education and Training	3,400	0	906	0	2,494
Vehicle Maint. & Equipment	21,500	496	8,374	8,158	4,968
Operations Maintenance	72,800	11,226	69,340	12,869	(9,409)
Toll Collection	17,100	1,606	4,345	70	12,685
Uniforms	5,500	250	315	2,001	3,184
Business Insurance	137,731	11,114	123,475	0	14,256
Licenses & Inspections	350	0	40	0	310
State Police Bridge Security	78,766	6,539	72,158	0	6,608
EZPass Equipment/Maintenance	104,175	11,991	86,363	0	17,812
EZPass Operating Expense*	112,579	14,638	111,709	0	870
<b>Total</b>	<b>\$1,821,699</b>	<b>\$145,184</b>	<b>\$1,646,715</b>	<b>\$39,642</b>	<b>\$135,342</b>

\* EZPass Operating Expense is higher than previous month due to credit card equity charge, which is settled on quarterly basis.

**Delaware River Joint Toll Bridge Commission**  
**Budget vs Actual**  
**For the Eleven Months Ending November 30, 2007**

**DELAWARE WATER GAP TOLL BRIDGE**

	<b>Budget 2007</b>	<b>Expended for the Month</b>	<b>Expended Year to Date</b>	<b>Encumbered</b>	<b>Budget Remaining Balance</b>
Regular Employees Salaries	\$2,150,234	\$167,979	\$2,009,737	\$0	\$140,497
Temporary/Summer Salaries	160,052	13,365	151,996	0	8,056
Overtime Wages	59,500	586	28,757	0	30,743
Pension Contributions	88,796	5,821	70,161	0	18,635
Social Security Contributions	181,289	13,915	167,493	0	13,796
Health Care Benefits	688,109	61,988	651,559	0	36,550
Life Insurance	19,297	1,469	16,051	0	3,246
Retiree Benefits	316,101	14,936	267,345	0	48,756
Utility Expense	75,410	0	42,043	21,996	11,371
Office Expense	7,850	185	5,348	0	2,502
Communication	34,700	1,282	22,416	0	12,284
Information Technology	3,600	0	0	0	3,600
Education and Training	3,400	0	1,699	0	1,701
Vehicle Maint. & Equipment	49,400	969	30,063	18,422	915
Operations Maintenance	104,025	8,226	75,591	28,389	45
Toll Collection	23,100	3,148	12,277	139	10,684
Uniforms	13,000	1,182	8,302	5,168	(470)
Business Insurance	415,496	33,833	375,772	0	39,724
Licenses & Inspections	700	0	80	0	620
State Police Bridge Security	597,237	49,583	547,133	0	50,104
EZPass Equipment/Maintenance	277,800	31,982	217,252	0	60,548
EZPass Operating Expense*	886,016	115,223	879,242	0	6,774
<b>Total</b>	<b>\$6,155,112</b>	<b>\$525,672</b>	<b>\$5,580,317</b>	<b>\$74,114</b>	<b>\$500,681</b>

\* EZPass Operating Expense is higher than previous month due to credit card equity charge, which is settled on quarterly basis.

**Delaware River Joint Toll Bridge Commission**  
**Budget vs Actual**  
**For the Eleven Months Ending November 30, 2007**

**MILFORD - MONTAGUE TOLL BRIDGE**

	<b>Budget 2007</b>	<b>Expended for the Month</b>	<b>Expended Year to Date</b>	<b>Encumbered</b>	<b>Budget Remaining Balance</b>
Regular Employees Salaries	\$745,259	\$54,924	\$674,520	\$0	\$70,739
Temporary/Summer Salaries	44,902	1,968	32,746	0	12,156
Overtime Wages	29,800	839	16,274	0	13,526
Pension Contributions	27,186	1,966	22,989	0	4,197
Social Security Contributions	62,727	4,332	54,111	0	8,616
Health Care Benefits	210,646	17,003	186,464	0	24,182
Life Insurance	8,271	421	4,490	0	3,781
Retiree Benefits	96,766	4,575	81,898	0	14,868
Utility Expense	61,050	7,908	45,904	19,740	(4,594)
Office Expense	3,750	104	1,192	0	2,558
Communication	24,540	1,064	18,916	0	5,624
Information Technology	3,600	0	0	0	3,600
Education and Training	3,400	164	785	0	2,615
Vehicle Maint. & Equipment	23,500	1,048	21,769	8,745	(7,014)
Operations Maintenance	86,550	2,458	72,001	10,361	4,188
Toll Collection	13,900	4,559	8,010	70	5,820
Uniforms	5,500	79	12,336	736	(7,572)
Business Insurance	100,637	7,907	88,993	0	11,644
Licenses & Inspections	400	0	80	0	320
State Police Bridge Security	90,540	7,517	82,944	0	7,596
EZPass Equipment/Maintenance*	104,175	(45,742)	99,465	0	4,710
EZPass Operating Expense**	118,168	15,372	117,283	0	885
<b>Total</b>	<b>\$1,865,267</b>	<b>\$88,466</b>	<b>\$1,643,170</b>	<b>\$39,652</b>	<b>\$182,445</b>

\* One time adjustment to reallocate EZPass Equipment Purchase was made in November.

\*\* EZPass Operating Expense is higher than previous month due to credit card equity charge, which is settled on quarterly basis.

**Delaware River Joint Toll Bridge Commission  
Budget vs Actual  
For the Eleven Months Ending November 30, 2007**

**SOUTHERN DIVISION TOLL SUPPORTED BRIDGES**

	<b>Budget 2007</b>	<b>Expended for the Month</b>	<b>Expended Year to Date</b>	<b>Encumbered</b>	<b>Budget Remaining Balance</b>
Regular Employees Salaries	\$1,768,501	\$151,270	\$1,633,371	\$0	\$135,130
Temporary/Summer Salaries	22,920	0	0	0	22,920
Overtime Wages	52,200	6,478	42,030	0	10,170
Pension Contributions	66,255	4,350	52,546	0	13,709
Social Security Contributions	141,037	11,822	126,100	0	14,937
Health Care Benefits	597,319	40,368	499,256	0	98,063
Life Insurance	17,622	978	10,910	0	6,712
Retiree Benefits	264,493	12,506	223,855	0	40,638
Utility Expense	53,200	1,381	40,730	0	12,470
Office Expense	2,330	0	0	0	2,330
Communication	18,670	623	14,049	0	4,621
Education and Training	5,700	0	0	0	5,700
Vehicle Maint. & Equipment	17,500	1,787	5,041	0	12,459
Operations Maintenance	106,140	15,201	79,065	1,142	25,933
Uniforms	22,200	7,324	21,613	826	(239)
Business Insurance	632,579	52,228	577,882	0	54,697
Civil Claim- Kennedy	15,000	0	15,000	0	0
Licenses & Inspections	900	195	523	0	377
State Police Bridge Security	1,192,037	98,963	1,092,034	0	100,003
<b>Total Operating Expenses</b>	<b>\$4,996,603</b>	<b>\$405,474</b>	<b>\$4,434,005</b>	<b>\$1,968</b>	<b>\$560,630</b>
Emergency Repairs*	0	0	(80,452)	0	80,452
<b>Total Expenses</b>	<b>\$4,996,603</b>	<b>\$405,474</b>	<b>\$4,353,553</b>	<b>\$1,968</b>	<b>\$641,082</b>

\* The negative balance in Emergency Repairs will be offset with future repair expense.

**Delaware River Joint Toll Bridge Commission  
Budget vs Actual  
For the Eleven Months Ending November 30, 2007**

**NORTHERN DIVISION TOLL SUPPORTED BRIDGES**

	<b>Budget 2007</b>	<b>Expended for the Month</b>	<b>Expended Year to Date</b>	<b>Encumbered</b>	<b>Budget Remaining Balance</b>
Regular Employees Salaries	\$1,464,242	\$113,836	\$1,338,129	\$0	\$126,113
Temporary/Summer Salaries	3,420	0	0	0	3,420
Overtime Wages	37,500	1,350	18,783	0	18,717
Pension Contributions	53,596	3,619	42,573	0	11,023
Social Security Contributions	115,145	8,604	101,813	0	13,332
Health Care Benefits	463,377	36,589	419,166	0	44,211
Life Insurance	11,648	842	9,245	0	2,403
Retiree Benefits	212,884	10,066	180,176	0	32,708
Unemployment Compensation	0	0	305	0	(305)
Utility Expense	38,460	737	22,764	0	15,696
Office Expense	1,000	0	65	0	935
Communication	11,900	601	9,210	0	2,690
Education and Training	2,200	0	0	0	2,200
Vehicle Maint. & Equipment	14,400	0	6,596	3,700	4,104
Operations Maintenance	48,535	11,334	28,035	1,169	19,331
Uniforms	10,400	2,171	9,846	207	347
Business Insurance	311,215	25,099	281,200	0	30,015
Licenses & Inspections	600	0	94	0	506
State Police Bridge Security	417,374	34,650	382,361	0	35,013
<b>Total</b>	<b>\$3,217,896</b>	<b>\$249,498</b>	<b>\$2,850,361</b>	<b>\$5,076</b>	<b>\$362,459</b>

**DELAWARE RIVER JOINT TOLL BRIDGE COMMISSION SYSTEM**  
**STATEMENT OF REVENUE AND EXPENSES FOR THE ELEVEN MONTHS ENDED NOVEMBER 30, 2007**

TOLL REVENUE	T-M	NH-L	I-78	E-P	P-C	DWG	M-M	SOTS	NDTS	ADM	TOTAL 2007	% of REVENUE	TOTAL 2006	% of REVENUE
EXPENSE														
Salaries & Wages	1,304,224	910,102	1,936,706	1,379,524	704,740	2,009,737	674,520	1,633,371	1,338,129	3,380,292	15,271,445	19.31%	14,890,417	20.06%
Temporary/Summer Salaries	50,728	22,827	100,893	101,782	45,950	151,996	32,746	-	-	59,389	566,312	0.72%	512,066	0.69%
Overtime Wages	35,146	26,987	63,777	29,565	11,835	28,757	16,274	42,030	18,783	3,281	276,435	0.35%	267,523	0.36%
PA Pension	45,043	28,024	71,402	46,926	25,162	70,161	22,989	52,346	42,573	114,608	519,435	0.66%	427,389	0.58%
Social Security	107,563	72,736	159,520	115,449	57,395	167,493	54,111	126,101	101,813	252,881	1,215,282	1.54%	1,179,090	1.59%
Health Care Benefits	411,143	253,271	612,416	411,671	183,853	551,559	185,464	499,256	418,166	716,806	4,345,613	5.50%	4,123,481	5.55%
Life Insurance Benefits	9,398	5,964	14,322	9,614	3,871	16,051	4,490	10,910	9,245	23,962	107,827	0.14%	136,489	0.18%
Retiree Health Benefits	185,636	109,197	256,426	174,716	81,898	267,345	81,898	223,855	180,176	320,670	1,881,617	2.38%	1,837,037	2.47%
Unemployment Benefits	-	-	-	305	-	-	-	-	305	71,274	71,883	0.09%	78,761	0.11%
Heat and Utilities	126,449	61,605	77,700	88,841	40,242	42,043	45,904	40,730	22,764	-	546,279	0.69%	525,807	0.71%
Office Expense	11,007	3,932	3,736	3,041	1,392	5,348	1,192	-	65	170,536	200,250	0.25%	166,798	0.22%
Communications Expense	39,561	18,522	16,326	24,249	13,141	22,416	18,916	14,049	9,210	68,993	243,282	0.31%	229,103	0.31%
Information Technology	60	-	-	-	-	-	-	-	-	310,628	310,688	0.39%	187,346	0.25%
Education & Training Expense	1,320	2,244	4,057	2,257	908	1,699	785	-	-	123,139	136,418	0.17%	107,333	0.14%
Vehicle Maint. & Equip Expense	36,051	34,761	43,698	7,145	8,374	30,063	21,769	5,041	6,596	1,859	195,355	0.25%	221,030	0.30%
Operation's Maintenance Expense	148,823	101,731	146,555	130,239	69,340	75,591	72,001	79,055	28,035	1,777	853,157	1.08%	637,964	0.86%
Commission Expense	3,250	6,270	4,264	9,512	4,345	12,277	8,010	-	-	37,268	37,268	0.05%	28,523	0.04%
Toll Collection Expense	19,720	899	14,910	15,054	315	8,302	12,336	21,613	9,846	-	47,829	0.06%	40,104	0.05%
Uniform Expense	277,708	194,737	605,207	209,728	123,475	375,772	86,993	577,882	281,200	274,254	3,008,956	3.81%	2,827,253	3.81%
Business Insurance	-	-	-	-	-	-	-	15,000	-	-	15,000	0.02%	15,000	0.02%
Civil Claims - Kennedy	-	-	498	293	-	80	80	523	94	-	2,307	0.00%	1,561	0.00%
License & Inspection Expense	258	441	-	-	-	-	-	-	-	28,342	28,342	0.04%	35,569	0.05%
Advertising Expense	-	-	-	-	-	-	-	-	-	953,572	953,572	1.21%	687,432	0.93%
Professional Services	-	-	-	-	-	-	-	-	-	-	-	0.00%	11,758	0.02%
Research and Development	-	-	-	-	-	-	-	-	-	-	-	0.00%	3,719,463	4.70%
State Police Bridge Security	505,475	94,474	567,590	375,294	72,158	547,133	82,944	1,092,034	382,361	-	3,502,212	4.70%	3,502,212	4.72%
EZPass Equipment & Maintenance	173,274	114,975	202,769	145,743	86,363	217,252	99,465	-	-	4,497	1,039,840	1.32%	985,525	1.33%
General Contingency	-	-	-	-	-	-	-	-	-	-	4,497	0.01%	27,233	0.04%
Retro-Workmen's Compensation	-	-	-	-	-	-	-	-	-	-	-	0.00%	187,619	0.25%
EZ Pass Operating Expense	654,471	189,818	959,215	589,561	111,709	879,242	117,283	-	-	-	3,501,289	4.43%	3,102,104	4.18%
TOTAL OP., MAINT. & ADM	4,146,328	2,253,517	5,861,997	3,870,599	1,646,715	5,580,317	1,643,170	4,434,005	2,850,361	6,915,928	39,202,937	49.58%	37,056,344	49.91%
Emergency Repairs	-	-	-	-	-	-	-	-	-	-	-	-	-	-
OTHER EXPENSES	-	-	-	-	-	-	-	-	-	-	-	-	-	-
TOTAL EXPENSES	4,146,328	2,253,517	5,861,997	3,870,599	1,646,715	5,580,317	1,643,170	4,434,005	2,850,361	6,915,928	39,202,937	49.58%	37,056,344	49.91%
NET OPERATING REVENUE	\$ 4,305,967	\$ (137,983)	\$ 27,874,078	\$ 4,390,090	\$ 3,433	\$ 18,169,078	\$ (536,879)	\$ (4,434,005)	\$ (2,850,361)	\$ (6,915,928)	\$ 39,867,490	50.42%	\$ 37,189,216	50.09%
OTHER INCOME														
Cash Toll Over/(Short)	(24,832)	(3,371)	(11,014)	(3,798)	(1,250)	(5,150)	(765)	-	-	-	(50,180)	-0.06%	(29,151)	-0.04%
EZPass Over/(Short)	(59,748)	(13,372)	(65,437)	(17,778)	(4,927)	(36,909)	(3,243)	-	-	-	(201,414)	-0.25%	(157,083)	-0.21%
Toll Waivers	-	-	-	-	-	-	-	-	-	-	-	0.00%	(272,758)	-0.37%
Other Income	21,984	4,392	22,776	21,264	36,000	11,011	5,784	936	8,736	233,682	366,565	0.46%	261,169	0.35%
TOTAL OTHER INCOME	(62,596)	(12,351)	(53,675)	(312)	29,823	(31,048)	1,776	936	8,736	233,682	114,971	0.15%	(197,823)	-0.27%
Admin. Allocated Expense	(704,673)	(510,281)	(1,117,758)	(777,570)	(340,187)	(1,190,655)	(315,888)	(947,954)	(777,570)	6,682,246	-	-	-	-
OPERATING REVENUE/(LOSS)	\$ 3,538,698	\$ (660,615)	\$ 26,702,645	\$ 3,612,208	\$ (306,931)	\$ 16,947,375	\$ (850,991)	\$ (5,380,733)	\$ (3,619,195)	\$ -	\$ 39,982,461	50.57%	\$ 36,991,392	49.82%
Interest Expense	-	-	-	-	-	-	-	-	-	-	-	-	-	-
Interest Earned:														
Revenue Fund	-	-	-	-	-	-	-	-	-	-	\$ 10,608,904	13.42%	7,729,766	10.41%
Operating Fund	-	-	-	-	-	-	-	-	-	-	221,277	0.28%	208,420	0.28%
Debt Service Fund	-	-	-	-	-	-	-	-	-	-	208,658	0.26%	131,148	0.18%
Debt Service Reserve Fund	-	-	-	-	-	-	-	-	-	-	67,240	0.09%	230,571	0.31%
Reserve Maintenance Fund	-	-	-	-	-	-	-	-	-	-	727,786	0.92%	607,134	0.82%
Construction Fund	-	-	-	-	-	-	-	-	-	-	91,585	0.12%	48,128	0.06%
General Reserve Fund	-	-	-	-	-	-	-	-	-	-	4,045,170	5.12%	3,400,125	4.58%
NET INCOME	-	-	-	-	-	-	-	-	-	-	7,007,688	8.85%	5,149,516	6.94%
INTEREST ON INVESTMENTS	-	-	-	-	-	-	-	-	-	-	12,369,404	15.64%	9,775,044	13.17%
NET INCOME	-	-	-	-	-	-	-	-	-	-	\$ 41,823,413	52.89%	\$ 36,326,257	51.62%

# COMPARATIVE ANALYSIS OF TOLL OVERAGES AND SHORTAGES

BRIDGE FACILITY	JAN	FEB	MAR	APR	MAY	JUN	JUL	AUG	SEP	OCT	NOV	DEC	TOTALS	YTD REVENUE	PER CENT OF REVENUE
<b>TRENTON-MORRISVILLE</b>															
Toll Lanes	(982)	(650)	(6,186)	(653)	(9,457)	(416)	(781)	(287)	(1,022)	(866)	(1,074)	-	(22,374)	8,452,295	-1.00%
EZ Pass	(3,796)	(3,585)	-	(12,921)	5,618	(9,286)	(6,915)	(9,129)	(6,534)	(7,208)	(5,991)	-	(59,747)		
Rejected Items	(242)	(157)	(194)	(192)	(252)	(248)	(303)	(216)	(226)	(210)	(219)	-	(84,580)		
<b>NEW HOPE - LAMBERTVILLE</b>															
Toll Lanes	(341)	(676)	(171)	(295)	(410)	(116)	(23)	(287)	(303)	(50)	(146)	-	(2,818)	2,115,534	-0.79%
EZ Pass	(947)	(1,093)	(2,054)	(3,621)	442	(1,679)	(1,106)	(990)	(930)	(679)	(716)	-	(13,373)		
Rejected Items	(67)	(35)	(43)	(42)	(55)	(54)	(67)	(47)	(50)	(46)	(48)	-	(554)		
													(16,745)		
<b>INTERSTATE - 78</b>															
Toll Lanes	46	(369)	(354)	(431)	230	(197)	950	(1,228)	(142)	(1,078)	118	-	(2,455)	33,736,075	-0.23%
EZ Pass	(3,926)	(4,225)	(5,575)	(10,574)	(645)	(6,363)	(7,323)	(8,198)	(6,577)	(6,479)	(5,553)	-	(65,438)		
Rejected Items	(347)	(583)	(718)	(711)	(934)	(921)	(1,123)	(799)	(836)	(777)	(810)	-	(8,559)		
													(76,452)		
<b>EASTON - PHILLIPSBURG</b>															
Toll Lanes	122	(73)	(194)	(119)	(44)	(795)	(54)	(486)	413	(385)	41	-	(1,574)	8,260,689	-0.26%
EZ Pass	(1,279)	(1,401)	(1,678)	(3,160)	(261)	(2,059)	(1,875)	(1,805)	(1,519)	(1,295)	(1,445)	-	(17,777)		
Rejected Items	(228)	(142)	(174)	(173)	(227)	(224)	(272)	(194)	(203)	(189)	(197)	-	(2,223)		
													(21,574)		
<b>PORTLAND - COLUMBIA</b>															
Toll Lanes	(68)	(7)	(88)	(32)	(30)	(72)	(49)	(112)	(99)	(13)	(228)	-	(858)	1,650,148	-0.37%
EZ Pass	(288)	(336)	(302)	(607)	(188)	(488)	(564)	(817)	(507)	(558)	(273)	-	(4,928)		
Rejected Items	(49)	(24)	(30)	(30)	(39)	(38)	(47)	(33)	(35)	(32)	(34)	-	(391)		
													(6,177)		
<b>DELAWARE WATER GAP</b>															
Toll Lanes	119	(64)	(802)	(838)	405	618	50	475	117	274	(142)	-	212	23,749,395	-0.18%
EZ Pass	(2,109)	(2,544)	(3,120)	(5,945)	(273)	(4,238)	(4,065)	(4,174)	(3,658)	(3,672)	(3,111)	-	(36,909)		
Rejected Items	(378)	(354)	(436)	(432)	(567)	(558)	(682)	(485)	(507)	(471)	(492)	-	(5,362)		
													(42,059)		
<b>MILFORD - MONTAGUE</b>															
Toll Lanes	(58)	(131)	(14)	129	(86)	(108)	(65)	3	(55)	(13)	(87)	-	(485)	1,106,291	-0.36%
EZ Pass	(147)	(186)	(137)	(302)	(305)	(388)	(483)	(397)	(359)	(337)	(203)	-	(3,244)		
Rejected Items	(55)	(16)	(20)	(20)	(26)	(24)	(31)	(22)	(23)	(21)	(22)	-	(280)		
													(4,009)		
<b>ADMINISTRATION</b>															
TOTALS	(15,020)	(16,651)	(22,290)	(40,969)	(7,164)	(27,654)	(24,828)	(29,228)	(23,055)	(24,105)	(20,632)	-	(251,596)	79,070,427	-0.32%

Bracketed figures = shortages  
Rejected items are EZ Pass transactions which are uncollectable for various reasons.



**DELAWARE RIVER JOINT TOLL BRIDGE COMMISSION**

**Meeting of December 17, 2007**

SUBJECT	DESCRIPTION	PAGE NUMBER
Purchasing	Monthly Purchasing Report Covering the Month of November 2007	1-4
Purchasing	Supplemental Monthly Purchase Report Lessor's Maintenance and Service Contracts Expiring Between December 2007 and February 2008	5-11

# **DELAWARE RIVER JOINT TOLL BRIDGE COMMISSION**

**Meeting of December 17, 2007**

## **MONTHLY PURCHASING REPORT**

**November 2007**

This report itemizes all orders for purchases made for the month of November 2007, showing the divisions chargeable for the expensed and the source of authority for issuance of the purchase order. This authority is broken into three categories:

- (1) By authority of the Commission.
- (2) By authority of the Executive Director or his designate.
- (3) By authority of the Superintendent.

The purchasing activities for the month culminated in the preparation and placement of 64 purchase orders. To secure competitive prices on items being purchased, 52 price inquiries were sent out on 19 groups of inquiries during the month, or an average of 2.7 inquiries for each item or group of items.

In addition to the practices employed incidental to purchase of materials, etc., from vendors on a direct basis, the Commission also purchases via direct utilization of the purchasing processes of the State of New Jersey, and the Commonwealth of Pennsylvania.

\* \* \*

**DELAWARE RIVER JOINT TOLL BRIDGE COMMISSION**  
**REPORT OF PURCHASING ACTIVITIES**  
**NOVEMBER 2007**

PO Number	VendorName	Description	Contract/ Resolution	Commission	Director	Dist. Supt.
0034653	THE HON COMPANY	COMPUTER TABLE	COSTARS		256.88	
0034654	WARNOCK FLEET AND LEASING	AUTOMOTIVE PARTS	DWG		2,380.00	
0034655	CONTROL PAPERS COMPANY	BANKING ROOM SUPPLIES	DWG		2,574.36	
0034656	S & S IND EQUIPMENT SUPPLY CO	TOOLS	NHL		581.00	
0034657	S & S IND EQUIPMENT SUPPLY CO	FIRE EXTINGUISHERS	EP		234.70	
0034658	SIGNAL CONTROL PRODUCTS	TRANSFORMER	178		740.00	
0034659	ALLSTATE SEPTIC SYSTEMS	SEPTIC CLEANED OUT	EP		220.00	
0034660	OTIS ELEVATOR COMPANY	ELEVATOR REPAIR	TM		531.15	
0034661	AMERIGAS	PROPANE	DWG		360.71	
0034662	STARR UNIFORM	MAINTENANCE UNIFORM	TM	300.00		
0034663	U.S. MUNICIPAL SUPPLY, INC.	SIGN BLANKS	ALL DISTRICTS		1,957.50	
0034664	U.S. FLAGS	FLAGS	EP	PA 8345-01	306.00	
0034665	E.M. KUTZ, INC.	LIFT GATE MOTOR	TM		936.00	
0034666	LANCASTER TRUCK BODIES	SNOW PLOW PARTS	TM		716.00	
0034667	STAPLES BUSINESS ADVANTAGE	OFFICE SUPPLIES	178		578.47	
0034668	CONTROL PAPERS COMPANY	BANKING ROOM SUPPLIES	178		1,090.00	
0034669	LANDSMAN UNIFORMS, INC.	MAINTENANCE UNIFORMS	DWG	2,625.00		
0034670	SUN-BELT SOFTWARE	RENEWAL SOFTWARE LICENSE	IT		467.19	
0034671	DELL MARKETING LP	SERVER & HARD DRIVES	IT	NJ A81247	10,694.56	
0034672	SEWER EQUIPMENT CO. OF AMERICA	SEWER CLEANER PARTS	TM		1,246.00	
0034673	A. SHEFTTEL & SONS, INC.	WIPING RAGS	DWG		95.60	

PO		** BY AUTHORITY OF **		
Number	VendorName	Description	Contract / Resolution	Commission Director Dist. Supt.
0034674	HAMBURG PLUMBING SUPPLY	PLUMBING SUPPLIES MM		848.10
0034675	ALLEGANY ARC/PWI	VINYL COVERING FOR GATES ARMS DWG		664.16
0034676	WARREN COUNTY SERVICE CTR INC	TRACTOR REPAIR EP		4,340.00
0034677	3M TRAFFIC SAFETY SYSTEMS	SIGN MATERIALS TM		2,238.00
0034678	BILL'S LOCK,SAFE & SECURITY	SAFE REPAIR EP		1,085.00
0034679	POSTY CARDS	GREETING CARDS ADM		150.50
0034680	BASTIAN CARPET ONE	CARPET INSTALLATION DWG	PA CN000027	1,451.66
0034681	STARR UNIFORM	SAFETY COMMITTEE SHIRTS TM		315.00
0034682	ALLEGANY ARC/PWI	VINYL COVERING FOR GATE ARMS EP		332.08
0034683	CONTROL PAPERS COMPANY	BANKING ROOM SUPPLIES TM		1,041.20
0034684	PAUL COMSTOCK AUTOMOTIVE	TOWING & AUTO REPAIRS ADM		1,070.00
0034685	FRIEDMAN ELECTRIC	LUMINAIRES PC		223.70
0034686	ALL-PHASE ELECTRIC SUPPLY	ELECTRICAL SUPPLIES PC		516.92
0034687	BILLOWS ELECTRIC SUPPLY	ELECTRICAL SUPPLIES PC		285.78
0034688	CASTRILLON,BAKER & ASSOC. LLC	ELEVATOR EVALUATION TM		1,800.00
0034689	STARR UNIFORM	TOLL UNIFORMS DWG	01-06-07	3,596.44
0034690	J & J TRUCK BODIES	TRUCK REPAIR NHL		2,216.00
0034691	A. SHEFTEL & SONS, INC.	WIPING RAGS 178		168.00
0034692	DELL MARKETING LP	COMPUTER BATTERIES IT		350.97
0034693	SEELY EQ/ MODERN CONT. CO	SNOW PLOW PARTS EP		2,748.42
0034694	LANCASTER TRUCK BODIES GENERAL RESERVE	PRE-WETTING SYSTEM 178		2,602.00
0034695	MCCARTHY TIRE SERVICE	TIRES DWG		325.92

PO Number	VendorName	Contract / Resolution		** BY AUTHORITY OF **	
		Description	Commission	Director	Dist. Supt.
0034696	E.M. KUTZ, INC.	SNOW PLOW PARTS		709.38	
0034697	BUNZL	JANITORIAL SUPPLIES		1,853.25	
0034698	SANITARY SUPPLY	JANITORIAL SUPPLIES		206.55	
0034699	BUNZL	JANITORIAL SUPPLIES		3,264.70	
0034700	SANITARY SUPPLY	JANITORIAL SUPPLIES		1,009.82	
0034701	GRAYBAR ELECTRIC	NETWORK HARDWARE		2,194.92	
0034702	E-PLUS TECHNOLOGY OF PA	WIRELESS HARDWARE		2,463.30	
0034703	GRAINGER	TOOLS		1,261.38	
0034704	S & S IND EQUIPMENT SUPPLY CO	TOOLS		367.48	
0034705	GRAINGER	TOOLS		644.63	
0034706	TUSTIN MECHANICAL SERVICES	HEATING REPAIRS			242.78
0034707	SUPERHEAT	HEATING REPAIRS		482.50	
0034708	HP EXPRESS SERVICES	MAINTENANCE RENEWAL		2,373.00	
0034709	DELL MARKETING LP	DESKTOP COMPUTER	NJ A81247	5,244.40	
0034710	GOV CONNECTION, INC.	STORAGE RACKS		676.86	
0034711	S & S IND EQUIPMENT SUPPLY CO	SAFETY SUPPLIES		314.94	
0034712	SHERWIN WILLIAMS	PAINT SUPPLIES		1,322.52	
0034713	GOV CONNECTION, INC.	PRINTER CARTRIDGES		2,424.33	
0034714	ELECTRO BATTERY SYSTEM	BATTERIES		546.00	
0034715	GRAINGER	TI WIRE CAGE		652.30	
0034716	CORE MECHANICAL CONTRACTORS	BOILER REPAIRS	NJ A64294	1,602.43	
GRAND TOTALS				6,521.44	80,354.22 242.78

**DELAWARE RIVER JOINT TOLL BRIDGE COMMISSION**

**Meeting of December 17, 2007**

**SUPPLEMENTAL MONTHLY PURCHASING REPORT  
LESSOR'S MAINTENANCE AND SERVICE CONTRACTS  
EXPIRING BETWEEN DECEMBER 2007 AND FEBRUARY 2008**

As requested by Commission Members at the August 31, 1998 meeting, reproduced hereunder are all lessor's maintenance and service contracts that will expire within a three-month period, from December 2007 through February 2008.

A compendium of existing lessor's maintenance and service contracts has been transmitted to all Commission Members under separate cover.

\*\*\*

**ACTION RECOMMENDED**

Adopt a Resolution authorizing receipt and filing of the report.

\*\*\*

LESSOR'S, MAINTENANCE AND SERVICE CONTRACTS ADMINISTRATION			
LESSOR	CONTRACT AMOUNT	DESCRIPTION OF SERVICES	CONTRACT PERIOD
Oce-Office Systems	\$4,997.00	Lease of color copier model CM4520	2/1/07 through 12/31/07 (1 <sup>st</sup> year of a 5 year contract)
Neopost	\$1,273.80	Rental of digital mail machine	1/01/07 through 1/01/08 (2nd year of a 5 year contract)

LESSOR'S MAINTENANCE AND SERVICE CONTRACTS TRENTON-MORRISVILLE			
LESSOR	CONTRACT AMOUNT	DESCRIPTION OF SERVICES	CONTRACT PERIOD
Cummins Power Systems	\$2,395.00	Service contract for (3) three emergency generators	1/1/07 through 12/31/07
International Salt Company LLC	\$16,992.00 (Approximate)	Sodium chloride rock salt	1/1/07 through 12/31/07
Bard Business Systems	\$607.00	Maintenance contract for banking room equipment	1/1/07 through 12/31/07
Cummins-Allison	\$752.00	Maintenance contract for banking room equipment	1/1/07 through 12/31/07
Eagles Peak Spring Water	\$937.50 (Approximate)	Service contract for bottled water for District 1 toll supported bridges	1/1/07 through 12/31/07
AT Systems	\$4,221.08	Armored car service	3/1/06 through 2/28/08 (Last year of a 3 year contract)
Waste Management	\$4620.00	Service Contract for trash and recycling	2/1/07 through 1/31/08

LESSOR'S, MAINTENANCE AND SERVICE CONTRACTS NEW HOPE-LAMBERTVILLE			
LESSOR	CONTRACT AMOUNT	DESCRIPTION OF SERVICES	CONTRACT PERIOD
International Salt Company LLC	\$18,508.00 (Approximate)	Sodium chloride rock salt	1/1/07 through 12/31/07
AT Systems	\$2,103.36	Armored car service	3/1/07 through 2/28/08 (Last year of a 3 year contract)
Bard Business Systems	607.00	Maintenance contract for banking room equipment	1/1/07 through 12/31/07
Penn City Elevator	\$1,763.00	Maintenance contract for elevator	1/1/07 through 12/31/07
Waste Management	\$3,424.92	Service contract for trash pick-up	2/1/07 through 1/31/08
Cummins-Allison	\$751.00	Maintenance contract for banking room equipment	1/1/07through 12/31/07

LESSOR'S, MAINTENANCE AND SERVICE CONTRACTS EASTON-PHILLIPSBURG			
LESSOR	CONTRACT AMOUNT	DESCRIPTION OF SERVICES	CONTRACT PERIOD
Service Electric Cable TV, Inc.	\$7,680.00	Lease agreement for radio tower site located in Gravel Hill, New Jersey (Hunterdon County) (Monthly payment of \$640.00)	1/1/07 through 12/31/07
Otis Elevator	\$7,062.22	Maintenance contract for elevator	1/1/07 through 12/31/07

LESSOR'S, MAINTENANCE AND SERVICE CONTRACTS EASTON-PHILLIPSBURG			
LESSOR	CONTRACT AMOUNT	DESCRIPTION OF SERVICES	CONTRACT PERIOD
Cummins-Allison	\$1,113.00	Maintenance contract for banking room equipment	1/1/07 through 12/31/07
Waste Management	\$5,070.04	Dumpster rental	2/1/07 through 1/31/08
AT Systems	\$4,221.80	Armored car service	3/1/07 through 2/28/08 (Last year of a 3 year contract)
International Salt Company LLC	\$16,016.00 (Approximate)	Sodium chloride rock salt	1/1/07 through 12/31/07
Metz Company	\$1,140.00	Preventive maintenance and inspection of HVAC system with semi-annual inspections	1/1/07 through 12/31/07
Wilson Products	\$514.44 (Approximate)	Service contract for propane, acetylene and oxygen	1/1/07 through 12/31/07

LESSOR'S, MAINTENANCE AND SERVICE CONTRACTS I-78 TOLL BRIDGE			
LESSOR	CONTRACT AMOUNT	DESCRIPTION OF SERVICES	CONTRACT PERIOD
Otis Elevator	\$4,851.01	Maintenance contract for elevator	1/1/07 through 12/31/07
Cummins-Allison	\$1,113.00	Maintenance contract for banking room equipment	1/1/07 through 12/31/07
AT Systems	\$4,221.80	Armored car service	3/1/07 through 2/28/08 (Last year of a 3 year contract)

LESSOR'S, MAINTENANCE AND SERVICE CONTRACTS I-78 TOLL BRIDGE			
LESSOR	CONTRACT AMOUNT	DESCRIPTION OF SERVICES	CONTRACT PERIOD
Chrin Brothers	\$3,310.32	Service contract for trash pick-up	2/1/07 through 1/31/08
Simplex	\$205.50	Maintenance contract for master clock	1/1/07 through 12/31/07
Eastern Time. Inc.	\$1022.00	Maintenance contract for inspection of fire alarm control panel	1/1/07 through 12/31/07
Tustin Mechanical Services	\$1920.00	Preventive maintenance and inspection of HVAC system with semi-annual inspections	1/1/07 through 12/31/07
Wilson Products	\$529.62 (Approximate)	Service contract for acetylene and oxygen	1/1/07 through 12/31/07
International Salt Company LLC	\$33,584.00 (Approximate)	Sodium chloride rock salt	1/1/07 through 12/31/07
Imus, Inc.	\$3422.00 (Approximate)	Magnesium chloride deicer solution	1/1/07 through 12/31/07

LESSOR'S, MAINTENANCE AND SERVICE CONTRACTS PORTLAND-COLUMBIA TOLL BRIDGE			
LESSOR	CONTRACT AMOUNT	DESCRIPTION OF SERVICES	CONTRACT PERIOD
Frank Connell Superheat	\$536.00 \$2,400.00	Maintenance contract for banking machines Preventative maintenance agreement for HVAC systems with semi-annual inspections	1/1/07 through 12/31/07 1/1/07 through 12/31/07
International Salt Company LLC	\$14,010.50 (Approximate)	Sodium chloride rock salt	1/1/07 through 12/31/07
Imus, Inc.	\$2,053.90 (Approximate)	Magnesium chloride deicer solution	1/1/07 through 12/31/07
Tulpehocken Spring Water	\$631.76 (Approximate)	Service contract for bottled water	1/1/07 through 12/31/07
AT Systems	\$2,580.08	Armored car service	3/1/07 through 2/28/08 (Last year of a 3 year contract)
Waste Management	\$1,147.20	Service contract for trash pick-up	2/1/07 through 1/31/08

LESSOR'S, MAINTENANCE AND SERVICE CONTRACTS DELAWARE WATER GAP TOLL BRIDGE			
LESSOR	CONTRACT AMOUNT	DESCRIPTION OF SERVICES	CONTRACT PERIOD
Frank Connell	\$2116.58	Maintenance contract for banking room equipment	1/1/07 through 12/31/07
Frank Connell	\$1565.00	Maintenance contract for banking machines	1/1/07 through 12/31/07
Tulpehocken Spring Water	\$1,400.60 (Approximate)	Service contract for bottled water	1/1/07 through 12/31/07
Imus, Inc.	\$2,737.60 (Approximate)	Magnesium chloride deicer solution	1/1/07 through 12/31/07
AT Systems	\$3,923.76	Armored car service	3/1/07 through 2/28/08 (Last year of a 3 year contract)
Waste Management Superheat	\$2,436.96 \$2,400.00	Service contract for trash pick-up Preventative maintenance agreement for HVAC systems with semi-annual inspections	2/1/07 through 1/31/08 1/1/07 through 12/31/07
International Salt Company LLC	\$22,016.50 (Approximate)	Sodium chloride rock salt	1/1/07 through 12/31/07

LESSOR'S, MAINTENANCE AND SERVICE CONTRACTS MILFORD-MONTAGUE TOLL BRIDGE			
LESSOR	CONTRACT AMOUNT	DESCRIPTION OF SERVICES	CONTRACT PERIOD
Frank Connell	\$893.00	Maintenance contract for banking machines	1/1/07 through 12/31/07
Imus, Inc.	\$1,368.80 (Approximate)	Magnesium chloride deicer solution	1/1/07 through 12/31/07
Tulpehehocken Spring Water	\$506.60 (Approximate)	Service contract for bottled water	1/1/07 through 12/31/07
Charles Steuhl & Sons Inc.	\$1,200.00	Service contract for trash pick-up	2/1/06 through 1/31/07
AT Systems	\$2,580.08	Armored car service	3/1/07 through 2/28/08 (Last year of a 3 year contract)
Superheat	\$2,400.00	Preventative maintenance agreement for HVAC systems with semi-annual inspections	1/1/07 through 12/31/07
International Salt Company LLC	\$12,009.00 (Approximate)	Sodium chloride rock salt	1/1/07 through 12/31/07

**DELAWARE RIVER JOINT TOLL BRIDGE COMMISSION**

**Meeting of December 17, 2007**

**COMMUNICATIONS REPORT**

**NOVEMBER 2007**

<b>SUBJECT</b>	<b>DESCRIPTION</b>	<b>PAGE NUMBER</b>
<b>Communications</b>	<b>Communications Report November 2007</b>	<b>1</b>

# DELAWARE RIVER JOINT TOLL BRIDGE COMMISSION

Meeting of December 17, 2007

## COMMUNICATIONS REPORT

November 2007

### EXTERNAL COMMUNICATIONS

- **COMMISSION AWARENESS EFFORTS :**

**Electronic Surveillance Security System:** Bellevue is coordinating notification to the media of ongoing activities related to the ESS project and fielding press inquiries on the overall project

**Lambertville CAI:** Following the cancellation of last month's ribbon cutting event, communications will be working with Julio Guridy to reschedule this event during the month of December

**Other News Releases:** Communications issued several other news releases over the past month including an advisory on the National Christmas Tree's crossing of the Route 22 Bridge, lane closures on the New Hope-Lambertville Toll Bridge, and the rehabilitation of the Milford-Montague Toll Bridge

**Other News Opportunities:** The Executive Director recently taped two five minute interview segments on Comcast Newsmakers in Trenton. Topics of discussion include the overall capital improvement program in the wake of the Minneapolis bridge collapse and the Commission's Green Team initiatives.

- **MEDIA RELATIONS:**

**Hot Topics:** Electronic Surveillance Security System, Riverwalk and other CAI projects; Morrisville redevelopment

- **CAPITAL IMPROVEMENT PROGRAM ACTIVITIES:** The Communications Department continues to work with engineering in advancing capital projects and highlighting the start and completion of projects.
- **COMMUNITY AFFAIRS:** (Please refer to Community Affairs Report)
- **E-ZPASS ACTIVITIES:** Communications continues to work with the E-ZPass Department to highlight Quickstart activities and E-ZPass sign-up opportunities in the local news media. Recent and upcoming Quickstart activities include sign-up days at the Elks Lodge in Morrisville and the I-78 Welcome Center.

**DELAWARE RIVER JOINT TOLL BRIDGE COMMISSION**

**Meeting of December 17, 2007**

<b>SUBJECT</b>	<b>DESCRIPTION</b>	<b>PAGE NUMBER</b>
Community Affairs	Community Affairs Report November 2007	I

# **DELAWARE RIVER JOINT TOLL BRIDGE COMMISSION**

**Meeting of December 17, 2007**

## **COMMUNITY AFFAIRS REPORT MONTH OF NOVEMBER 2007**

The following activities under the general heading of community relations/governmental affairs have recently taken place.

- ❖ The Community Affairs Department prepared communications to 90 newly elected or re-elected state, county and municipal officials to congratulate them on their elections and to present them with an introduction to the mission of the DRJTBC and contact information for future use.
- ❖ Community Affairs Department staff, in consultation with the Project Manager for DB-457A, prepared communications to elected officials in New Hope and Lambertville apprising them of progress on expedited repairs to a pier foundation of the New Hope Lambertville Bridge.
- ❖ Community Affairs staff participated in ongoing progress meetings for T424A I-78 roadway resurfacing and contributed to refinements of the community response line operations and the development of plans to implement speed limit changes along the entire construction zone.
- ❖ Arrangements for a workshop including Commission staff and outside contractors in furtherance of Public Involvement Guidelines Task Order Agreement C-449B-5 have been made for December 14<sup>th</sup>. This project is aimed at developing a series of guidelines or best practices for community involvement based on experiences with a series of past commission projects.
- ❖ Community Affairs staff participated in a series of progress meetings for the T-380B Trenton Morrisville Toll Bridge Rehab and the New Hope Lambertville pier maintenance project.
- ❖ Community Affairs staff represented the Commission at monthly meeting of the Lower Bucks Chamber of Commerce Transportation Committee.

Delaware River Joint Toll Bridge Commission  
Meeting of December 17, 2007

**November 2007  
E-ZPass Report**

**ACS CUSTOMER SERVICE CENTER (CSC)  
OPERATION REPORT FOR THE E-ZPASS SYSTEM**

<b>SUBJECT</b>	<b>DESCRIPTION</b>	<b>PAGE NUMBER</b>
<b>Management Operations</b>	<b>Management Operations Report E-ZPass Report November</b>	<b>1-5</b>

Delaware River Joint Toll Bridge Commission  
Meeting of December 17, 2007

**November 2007  
E-ZPass Report**

**ACS CUSTOMER SERVICE CENTER (CSC)  
OPERATION REPORT FOR THE E-ZPASS SYSTEM**

ACS has submitted an Operations Report that summarizes E-ZPass tag and account information for November. Key statistics presented in the report are as follows:

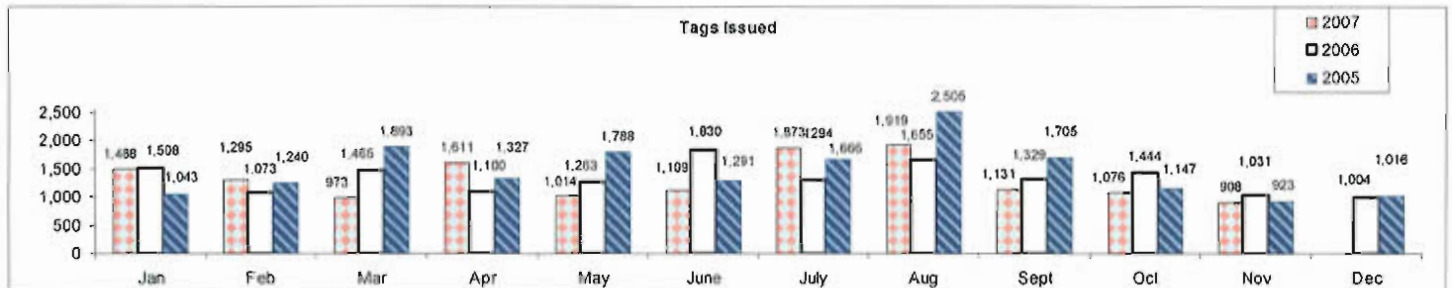
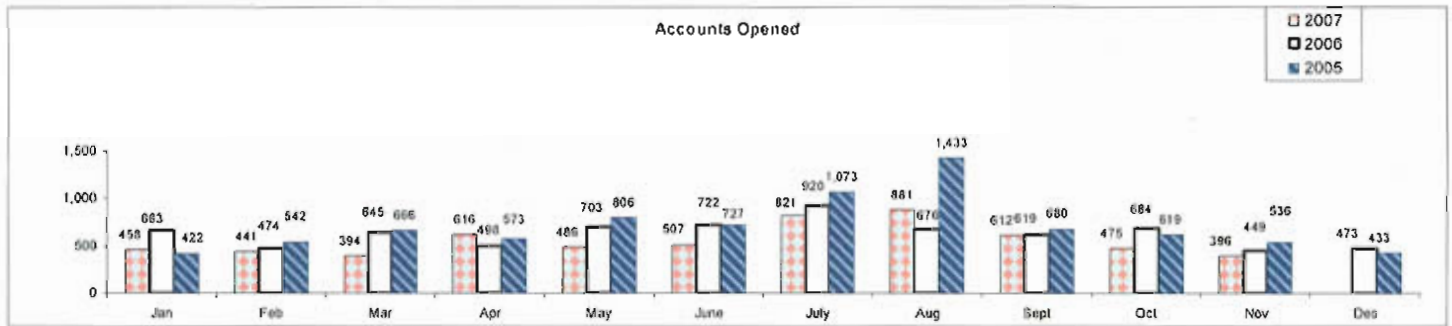
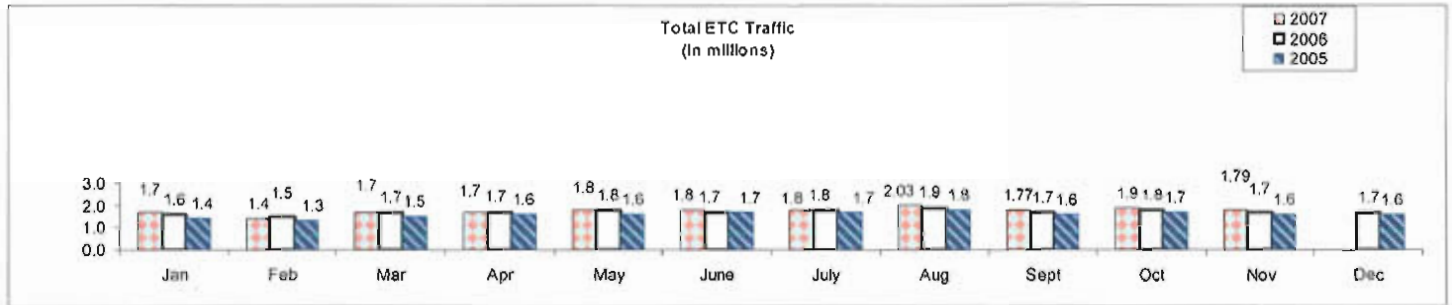
<b>ACS CSC November 2007 Reported Activity</b>	<b>November</b>
Total Active Tags	112,587
Total Accounts	61,981
% Private Accts	97.6%
% Business Accts	2.1%
% Non Revenue Accts	0.3%
Avg. No. of Tags Issued per Day	45
Avg. No. of Accounts Opened per Day	20
Avg. No. of Calls per Day	379
Mail-in Applications	135
Phone and Web Applications	261

Reviewing Tag Activity from October to November indicates an increase in Total Active Tags of 734. An increase in Total Accounts was reported with 396 for the same time period.

Delaware River Joint Toll Bridge Commission  
Meeting of December 17, 2007

November 2007  
E-ZPass Report

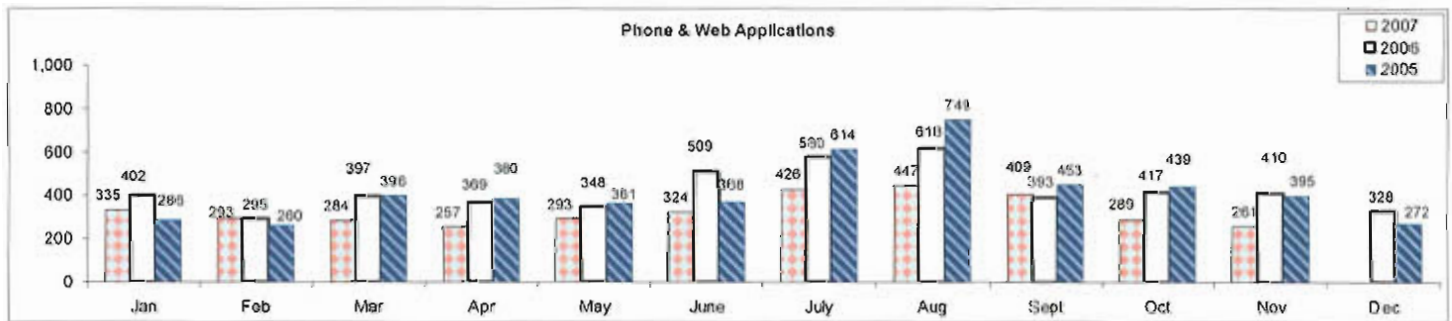
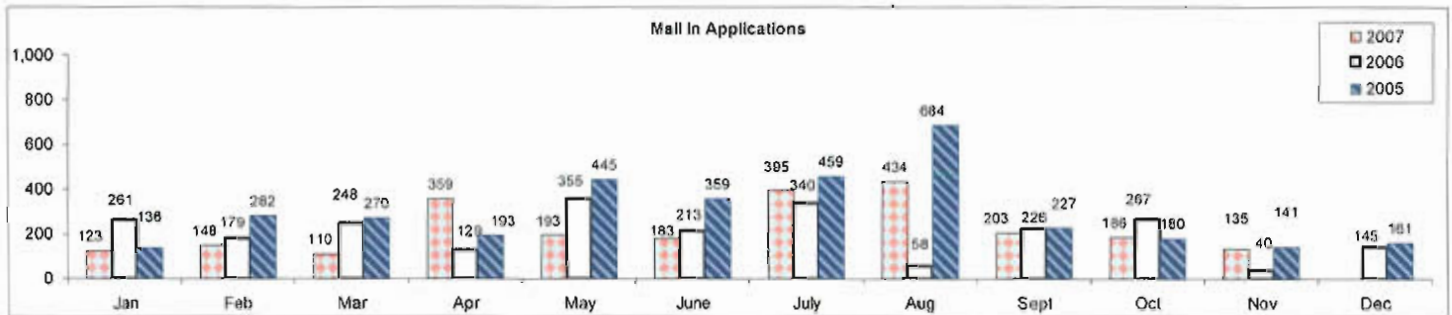
ACS CUSTOMER SERVICE CENTER (CSC)  
OPERATION REPORT FOR THE E-ZPASS SYSTEM



Delaware River Joint Toll Bridge Commission  
Meeting of December 17, 2007

October 2007  
E-ZPass REPORT

ACS CUSTOMER SERVICE CENTER (CSC)  
OPERATION REPORT FOR THE E-ZPASS SYSTEM  
(Continued)



Delaware River Joint Toll Bridge Commission  
Meeting of December 17, 2007

November 2007  
E-ZPass REPORT

**E-ZPASS DEPARTMENT  
OPERATION REPORT FOR THE E-ZPASS SYSTEM  
(Continued)**

The E-ZPass Department has submitted an Operations Report that summarizes E-ZPass customer service call activity for the month of November. Key statistics in the report are as follows:

<b><u>E-ZPASS DEPARTMENT CSC CALL ACTIVITY</u></b>	<b>Total Calls for the Month of November</b>
<b>Calls Referred to ACS</b>	<b>36</b>
Replenishment Inquiries	14
Billing Inquiries	3
Account Modification Requests	12
Account Access via Online Service	7
<b>E-ZPass Inquiries</b>	<b>4</b>
Individual Applications Requested	4
Commercial Applications Requested	0
Transponder Returns	0
Tag Failures	0
<b>DRJTBC Inquiries</b>	<b>11</b>
I-78 Welcome Center E-ZPass QuickStart	3
I-78, I-80 Traffic Calls	1
Crossings Premium Outlet Center E-ZPass QuickStart	4
Fairless Hills Elks Lodge E-ZPass QuickStart	2
Toll Charge	1
<b>Total Number of Calls</b>	<b>51</b>

Delaware River Joint Toll Bridge Commission  
Meeting of December 17, 2007

**November 2007  
E-ZPass REPORT**

**E-ZPASS DEPARTMENT  
OPERATION REPORT FOR THE E-ZPASS SYSTEM  
(Continued)**

<b>E-ZPass QuickStart Outreach Campaigns</b>	<b>Date of Event</b>	<b>Transponders Issued</b>	<b>Requests for Applications</b>
I-78 Welcome Center in Williams Township Northampton County, Pa	11/2/07	5	3
I-78 Welcome Center in Williams Township Northampton County, Pa	11/3/07	8	4
I 78 Welcome Center in Williams Township Northampton County, Pa	11/4/07	11	0
Fairless Hills Elks Lodge Morrisville, Pa	11/5/07	14	0
I 78 Welcome Center in Williams Township Northampton County, Pa	11/10/07	19	0
Fairless Hills Elks Lodge Morrisville, Pa	11/19/07	17	0
Fairless Hills Elks Lodge Morrisville, Pa	11/26/07	3	0
Crossings Premium Outlet Center Tannersville, Pa	11/29/07	19	2
Crossings Premium Outlet Center Tannersville, Pa	10/30/07	22	2
<b>Total</b>		<b>118</b>	<b>11</b>

In November, the E-ZPass Department provided preprogrammed transponders to motorists at various locations in Districts I, II and III. The Commission issued 118 preprogrammed transponders and provided 11 applications.

E-ZPass campaigns will continue in Districts I, II and III.

**DELAWARE RIVER JOINT TOLL BRIDGE COMMISSION**

**Meeting of December 17, 2007**

**POLICY AND PLANNING REPORT**

**NOVEMBER 2007**

<b>SUBJECT</b>	<b>DESCRIPTION</b>	<b>PAGE NUMBER</b>
<b>Policy and Planning</b>	<b>Policy and Planning Report Month of November 2007</b>	<b>1 - 2</b>

# **DELAWARE RIVER JOINT TOLL BRIDGE COMMISSION**

**Meeting of December 17, 2007**

## **POLICY AND PLANNING REPORT**

**NOVEMBER 2007**

During the month of November, 2007 the Director of Policy and Planning participated in a number of communications and meetings that explored the following:

The Greater Lehigh Valley Chamber of Commerce Transportation Committee discussed the possibility of doing an advertising campaign to alert the general public to the commonwealth's transportation crisis. The hope is that the general public will then contact their elected state officials to do something more than Act 44.

The Lehigh Valley Economic Development Corporation Transportation Committee discussed the idea of the Lehigh Valley becoming a rail network for Eastern Pennsylvania.

The Delaware Regional Planning Commission's (DVRPC) Planning Coordinating Committee and Regional Transportation Committee heard and viewed a presentation which analyzed the results of the DVRPC's latest traffic counting survey. The survey assesses highway travel trends throughout the Delaware Valley Region by comparing the 2005 traffic volumes with those collected in 1985, 1995, and 2000. Acknowledgement is given to the Delaware River Joint Toll Bridge Commission in helping to make the report feasible by supplying statistics from our Morrisville/Trenton Toll Bridge and the following toll supported bridges: Lower Trenton, Calhoun Street, Scudder Falls, and Washington Crossing.

The Pocono Mountains Chamber of Commerce Economic Development / Transportation Committee discussed Act 44 and the effects of tolling I-80.

The Pike County PennDOT District 4 Winter Readiness Summit included presentations regarding emergency protocols, strategies to combat snow/ice, and other transportation challenges.

The Pike County Road Task Force was given a status update of our Milford-Montague Toll Bridge rehabilitation project.

The Lehigh Valley Transportation Study Technical Committee held a public hearing for its draft Public Participation Plan. PennDOT District 5 gave presentations that included TIP modifications and a major highway status report.

The Warren County Regional Chamber of Commerce Economic Development / Transportation Council was given a status update of our I-78 Roadway Rehabilitation and our CAI Projects in Belvidere, Knowlton Township, Phillipsburg, and Pohatcong Township.

# **DELAWARE RIVER JOINT TOLL BRIDGE COMMISSION**

**Meeting of December 17, 2007**

## **POLICY AND PLANNING REPORT**

**NOVEMBER 2007**

The Lehigh Valley Economic Development Corporation Legislative and Government Relations Committee hosted Congressman Charles Dent (R-PA15). The congressman's presentation included the following topics: homeland security, farming, earmarks, energy, rail service, tolling I-80, highway and bridge funding.

The Director attended a progress meeting concerning Easton's Riverwalk Intermodal Center and Parking Garage, a Compact Authorized Investment Project.

The Director attended the Delaware River Joint Toll Bridge Commission's I-78 Roadway Rehabilitation Progress and Schedule Update Meeting.

### **EXTERNAL MEETINGS FOR NOVEMBER**

Greater Lehigh Valley Chamber of Commerce Transportation Committee  
Lehigh Valley Economic Development Corporation Transportation Committee  
Delaware Valley Regional Planning Commission Planning Coordinating Committee  
Delaware Valley Regional Planning Commission Regional Transportation Committee  
Pocono Mountains Chamber of Commerce Economic Development / Transportation Committee  
Pike County PennDOT District 4 Winter Readiness Summit  
Pike County Road Task Force  
Lehigh Valley Transportation Study Technical Committee  
Warren County Regional Chamber of Commerce Economic Development / Transportation Council  
Lehigh Valley Economic Development Corporation Legislative and Government Relations Committee  
Easton's Riverwalk Intermodal Center and Parking Garage  
Delaware River Joint Toll Bridge Commission I-78 Roadway Rehabilitation Progress and Schedule Update Meeting

**DELAWARE RIVER JOINT TOLL BRIDGE COMMISSION**

**Meeting of December 17, 2007**

**HUMAN RESOURCE AFFIRMATIVE ACTION AND SECURITY,  
SAFETY AND TRAINING**

**WILLIAM HODAS (Chairman), (New Jersey)**

**THOMAS SUMNERS, (New Jersey)**

**MELISSA HELLER, (Pennsylvania)**

**J. ALAN FOWLER, (Pennsylvania)**

The following pages reflect a report on those items assigned to the Human Resources Committee.

Each item is reported separately and page numbered accordingly hereunder.

\*\*\*

\*\*\*

**DELAWARE RIVER JOINT TOLL BRIDGE COMMISSION**

**Meeting of December 17, 2007**

**Operation Report Index  
For  
Department of Security, Safety & Training**

**MONTH OF NOVEMBER**

SUBJECT	DESCRIPTION	PAGE NUMBER
Department of Security, Safety & Training	Month of November Status Reports	1-2

# **DELAWARE RIVER JOINT TOLL BRIDGE COMMISSION**

**Meeting of December 17, 2007**

## **SECURITY SAFETY AND TRAINING**

### **MONTH OF NOVEMBER 2007**

Listed below are the meetings attended or chaired this month by members of the Security Safety and Training Department:

- November 1<sup>st</sup> Protocol for State Police Protections on Capital projects New Hope
- November 5<sup>th</sup> DRJTBC staff meeting conducted at New Hope
- November 7<sup>th</sup> Toll Corporal promotional examination at Trenton-Morrisville
- November 7<sup>th</sup> Harassment training at DWG and T/M
- November 8<sup>th</sup> Workplace Safety Committee meeting Portland Columbia
- November 9<sup>th</sup> Bridge Officers training class for District II and III
- November 9<sup>th</sup> Meeting with State Police (NJ and PA) Easton and Phillipsburg Police to discuss events surrounding the Thanksgiving Day game.
- November 9<sup>th</sup> District I and II Bridge Officers class, instruction in overweight vehicle, investigation reports and bridge nomenclature by the Engineering Department.
- November 14<sup>th</sup> serious accident I-80 called for assistance from this department.
- November 14<sup>th</sup> Toll Corporal re-exam for employee unable to attend 1<sup>st</sup> exam at NH/L
- November 15<sup>th</sup> I-78 construction project meeting.
- November 16<sup>th</sup> attended the Eastern-States Transportation Network 37<sup>th</sup> annual Meeting and Seminar at Downtown club in Philadelphia.
- November 19<sup>th</sup> Commission Meeting and ESS DB-396A Meeting at NH/L
- November 22<sup>nd</sup> Coordinate the traffic and police presence District II for Thanksgiving Day Game between Easton and Phillipsburg.
- November 24<sup>th</sup> coordinate the convoy of the National Christmas Tree vehicle en-route to the Whitehouse with Staff at EP
- November 27<sup>th</sup> Fire Drill with all employees at Trenton-Morrisville, Administration.
- November 29<sup>th</sup> Meeting with PMA group to discuss workmen's compensation.

Training this month included Bridge Officers instruction by the engineering Department (Chris Harney) on how to look for any damage caused by an overweight crossing at a toll supported bridge. This instruction will also be given to our maintenance employees in the future, 18 Bridge Officers received training in Overweight's and report writing as well. There were another 18 employees trained in Harassment Prevention allowing the Security Safety and Training Department to get closer to the finish in training all commission employees for the year in Sexual and Harassment Training.

Two Commission employees have been added to the training list as instructors, Cpl. Kevin Fey, I-78 and Assistant Foreman Jim Housel, NHL have been certified as training instructor(s) in CPR/AED by the American Red Cross and will assist this in the training program.

Bridges	N/R Accidents		Traffic Accidents		Motorist Assists		Other	
	NJ	PA	NJ	PA	NJ	PA	NJ	PA
Milford- Montague 40	0	0	1	0	1	0	1	0
Delaware Water Gap 41	0	0	0	0	2	1	0	2
Portland Pedestrian 42	0	0	0	0	0	0	0	0
Portland – Columbia 43	1	0	1	0	0	0	3	0
Riverton – Belvidere 44	0	0	0	0	0	0	4	0
Rt 22 EP 45	0	0	1	1	3	0	4	0
Northampton St 46	0	2	0	0	0	0	9	1
I-78 47	4	4	1	2	18	0	75	7
Riegelsville 48	0	0	0	0	0	0	2	0
Upper Black Eddy Milford 49	0	0	0	0	0	0	2	0
Uhlerstown Frenchtown 50	0	0	0	0	0	0	3	0
Lumberville Raven Rock 51	0	0	0	0	0	0	1	0
Centre Bridge Stockton 52	0	0	0	0	0	0	1	0
New Hope Lambertville Toll 53	0	1	0	0	0	0	19	1
New Hope Lambertville 54	0	0	0	0	0	0	7	1
Washington Crossing 55	0	1	0	0	0	0	6	0
Scudder Falls 56	3	2	4	2	0	2	6	5
Calhoun St 57	0	0	0	0	0	0	2	0
Lower Trenton 58	0	0	0	0	0	2	3	0
Morrisville Trenton 59	2	4	1	2	2	1	3	3

	Citations	Warnings	Security Checks
New Jersey State Police	68	17	1,106
Pennsylvania State Police	209	200	1,323

**DELAWARE RIVER JOINT TOLL BRIDGE COMMISSION**

**Meeting of December 17, 2007**

**PROJECTS, PROPERTY AND EQUIPMENT COMMITTEE REPORT**

**JOHN PREVOZNIK (Chairman), (Pennsylvania)**

**MELISSA HELLER, (Pennsylvania)**

**DONALD HART, (New Jersey)**

**WILLIAM HODAS, (New Jersey)**

The following pages reflect a report on those items assigned to the Projects, Property and Equipment Committee.

Each item is reported separately and page numbered accordingly hereunder.

\*\*\*

\*\*\*

# DELAWARE RIVER JOINT TOLL BRIDGE COMMISSION

Meeting of December 17, 2007

<b>CONTRACT NUMBER</b>	<b>CONTRACT DESCRIPTION</b>	<b>PAGE NUMBER</b>
380A/B <i>CTH/DGF</i>	<b>Trenton-Morrisville (Route 1) Toll Bridge Rehabilitation and Addition of One Auxiliary Northbound Lane</b> <ul style="list-style-type: none"> <li>• Design C-380A</li> <li>• CM/CI CM-380B</li> <li>• Construction T-380B</li> </ul>	1-2
393A <i>GGA</i>	<b>Preliminary Engineering and Environmental Documentation for I-95/Scudder Falls Toll Supported Bridge</b> <ul style="list-style-type: none"> <li>• Study C-393A</li> </ul>	3
395A <i>WMC/RWL</i>	<b>Northerly Crossing Corridor Congestion Mitigation Study</b> <ul style="list-style-type: none"> <li>• Study C-395A</li> </ul>	3
396A <i>WMC/RWL</i>	<b>Electronic Surveillance / Detection System Program Manager</b> <ul style="list-style-type: none"> <li>• Program Manager C-396A</li> <li>• Design-Build-Maintain DB-396A</li> </ul>	4
397B <i>RJZ/RWL</i>	<b>New Hope-Lambertville Toll Bridge Administration Building Renovations and Addition</b> <ul style="list-style-type: none"> <li>• Design C-397B</li> <li>• Construction Administration CM-397B</li> </ul>	5
424A <i>CLR/DGF</i>	<b>I-78 Roadway Rehabilitation Design Contract</b> <ul style="list-style-type: none"> <li>• Design C-424A</li> <li>• CM/CI CM-424A</li> <li>• Construction T-424A</li> </ul>	6

**Project Manager Legend**

*GGA* – G. Alexandridis  
*CAB* – C. Baker  
*WMC* – W. Cane  
*JMD* – J. Dargan  
*JBF* – J. Fazio  
*CTH* – C. Harney  
*RJL* – R. Lamb

*RJWL* – R. Little  
*RSL* – R. Luciani  
*MEM* – M. McCandless  
*RLM* – R. McClellan  
*CLR* – C. Rood  
*CAS* – C. Stracciolini  
*RJZ* – R. Zakharia

**Program Area Manager Legend**

*GGA* – G. Alexandridis  
*DGF* – D. Faust  
*RJWL* – R. Little  
*CLR* – C. Rood  
*LMS* – L. Spalinski

*Note: The first set of initials indicate the Project Manager and the second set of initial indicate the Program Area Manager*

# DELAWARE RIVER JOINT TOLL BRIDGE COMMISSION

Meeting of December 17, 2007

CONTRACT NUMBER	CONTRACT DESCRIPTION	PAGE NUMBER
425A <i>JMD/RWL</i>	<b>NJDEP &amp; PADEP Municipal Storm Water Compliance Program Consulting Services</b> <ul style="list-style-type: none"> <li>Storm Sewer Outfall Pipe Map Design C-425A-7</li> <li>Portland Borough Sewer Force Main Connection Location Design C-425A-9</li> </ul>	7
427B <i>CAS/RWL</i>	<b>I-78 Open Road Tolling Lanes Design Contract</b> <ul style="list-style-type: none"> <li>Design C-427B</li> </ul>	8-9
430A <i>RJL/CLR/DGF</i>	<b>Milford-Montague Toll Bridge Rehabilitation Design Contract</b> <ul style="list-style-type: none"> <li>Design C-430A (<i>RJL/DGF</i>)</li> <li>CM/CI CM-430A (<i>RJL/CLR</i>)</li> <li>Construction T-430A (<i>RJL/CLR</i>)</li> </ul>	10
432A <i>GGA</i>	<b>Milford-Montague Toll Bridge Facility Water Supply Upgrade</b> <ul style="list-style-type: none"> <li>Cost Reimbursement T-432A</li> </ul>	11
442A <i>CTH/DGF</i>	<b>Washington Crossing Toll Supported Bridge Phase I Rehabilitation &amp; Concept Study</b>	11
447A <i>MEM/DGF</i>	<b>Structural Analysis of the Calhoun Street Toll Supported Bridge</b> <ul style="list-style-type: none"> <li>Study C-447A</li> </ul>	11

**Project Manager Legend**

*GGA* – G. Alexandridis  
*CAB* – C. Baker  
*WMC* – W. Cane  
*JMD* – J. Dargan  
*JB* – J. Fazio  
*CTH* – C. Harney  
*RJL* – R. Lamb

*RWL* – R. Little  
*RSL* – R. Luciani  
*MEM* – M. McCandless  
*RLM* – R. McClellan  
*CLR* – C. Rood  
*CAS* – C. Straccioli  
*RJZ* – R. Zakharia

**Program Area Manager Legend**

*GGA* – G. Alexandridis  
*DGF* – D. Faust  
*RWL* – R. Little  
*CLR* – C. Rood  
*LMS* – L. Spalinski

*Note: The first set of initials indicate the Project Manager and the second set of initial indicate the Program Area Manager*

# DELAWARE RIVER JOINT TOLL BRIDGE COMMISSION

Meeting of December 17, 2007

CONTRACT NUMBER	CONTRACT DESCRIPTION	PAGE NUMBER
449A <i>JBF/RWL</i>	<b>Structural/Civil Task Order Agreement Consultant – PA Assignment</b> <ul style="list-style-type: none"> <li>Portland-Columbia Sign Structure Repair Design C-449A-2</li> </ul>	12
449B <i>JBF/RWL/RLM/LMS</i>	<b>Structural/Civil Task Order Agreement Consultant – NJ Assignment</b> <ul style="list-style-type: none"> <li>New Hope-Lambertville Toll Supported Bridge Interim Inspection and Repair Design C-449B-4 (<i>JBF/RWL</i>)</li> <li>Community Involvement Guidelines C-449B-5 (<i>RLM/LMS</i>)</li> </ul>	13-14
451A <i>CLR</i>	<b>Construction Management/Construction Inspection Task Order Agreement Consultant Engineering Project Manager</b> <ul style="list-style-type: none"> <li>Staff Augmentation C-451A-4</li> </ul>	14
457 <i>CTH/RWL</i>	<b>New Hope-Lambertville Toll Supported Bridge Pier 2 Apron Priority Repairs – 2007</b> <ul style="list-style-type: none"> <li>Design/Build DB-457A</li> </ul>	15
465A <i>RJZ/RWL</i>	<b>Easton-Phillipsburg Toll Bridge Facility Roof Replacement</b> <ul style="list-style-type: none"> <li>Design C-413A-4</li> <li>Construction T-465A</li> </ul>	15
C-07-02 <i>JBF/RWL</i>	<b>Year 2007 General Engineering Consultant – Annual Inspections</b> <ul style="list-style-type: none"> <li>2007 Toll Bridge Inspections C-07-02A</li> </ul>	16
C-07-03 <i>CAS/RWL</i>	<b>Year 2007 Traffic Engineering Consultant Agreement</b>	16

Project Manager Legend

GGA – G. Alexandridis  
CAB – C. Baker  
WMC – W. Cane  
JMD – J. Dargatzis  
JBF – J. Fazio  
CTH – C. Hamey  
RJL – R. Lamb

RWL – R. Little  
RSL – R. Luciani  
MEM – M. McCandless  
RLM – R. McClellan  
CLR – C. Rood  
CAS – C. Straccioli  
RJZ – R. Zakharin

Program Area Manager Legend

GGA – G. Alexandridis  
DGF – D. Faust  
RWL – R. Little  
CLR – C. Rood  
LMS – L. Spalinski

Note: The first set of initials indicate the Project Manager and the second set of initial indicate the Program Area Manager

# **DELAWARE RIVER JOINT TOLL BRIDGE COMMISSION**

## **Meeting of December 17, 2007 PROJECT STATUS REPORT**

### **TRENTON-MORRISVILLE (ROUTE 1) TOLL BRIDGE REHABILITATION AND ADDITION OF ONE NB AUXILIARY LANE**

#### **DESIGN Contract No. C-380A**

The Design Consultant, The Louis Berger Group, continues to provide services through the post-design/construction phase of the project.

#### **CONSTRUCTION MANAGEMENT/CONSTRUCTION INSPECTION Contract No. CM-380B**

The Construction Management/Construction Inspection Consultant, Hill International, has been coordinating field activities with the contractor, reviewing contractor schedules, conducting bi-weekly progress and scheduling meetings, preparing daily reports, tracking project submittals and developing public involvement and outreach efforts.

Hill's Public Involvement Consultant, Bergmaier Associates, continues to update the project website, answer customer generated questions via the toll free number and updating the quarterly newsletter.

As a result of the initial OSHA Compliance Inspection that took place in July 2007 one of the recommendations moving forward was for the Commission to perform follow-up safety inspections of the Contract T-380B, Rehabilitation of the Trenton-Morrisville Toll Bridge and One Auxiliary Lane, jobsite.

Hill has hired an experienced Safety Professional (Applegate Associates, Inc.) to perform periodic OSHA Compliance Inspections on the Trenton-Morrisville Toll Bridge Rehabilitation construction site. At the conclusion of each site visit, Applegate will be providing the Commission with a report of their findings. The inspections have taken place in October and November and will be scheduled for December 2007. For the remainder of the project inspections will be scheduled bi-monthly.

# **DELAWARE RIVER JOINT TOLL BRIDGE COMMISSION**

## **Meeting of December 17, 2007 PROJECT STATUS REPORT**

### **CONSTRUCTION Contract No. T-380B**

Construction work is progressing on schedule. Stage 1 is underway and expected to last until the spring of 2008. Stage 1 work includes the rebuilding of the toll plaza, construction of the head house that connects the main building to the new toll tunnel, as well as demolition and rebuilding the downstream portions of the main river bridge. Pier cap extensions have been constructed, new structural steel has been set and deck demolition has been completed on the downriver portion of the main river bridge. The contractor is preparing to start the installation of the new bridge deck in these widened locations. New bridge deck has been poured and is curing in a number of spans. The toll plaza demolition has continued with the removal of portions of the existing canopy and toll booths. New toll islands, booths and canopy sections are currently being installed. New structural steel girders are being placed on the widened portion of the PennDOT viaduct over Conrail & Delaware Canal adjacent to Pennsylvania Avenue. Numerous Commission owned overpass structures are also being reconstructed on both sides of the river.

A progress "Partnering Meeting" was held on October 23, 2007 at the Construction Manager's field office. Representatives from the Commission, Berger, Hill and Conti were in attendance. The session was run by a facilitator, FMI Corporation. The next session is scheduled for January 2008.

# **DELAWARE RIVER JOINT TOLL BRIDGE COMMISSION**

**Meeting of December 17, 2007**

## **PROJECT STATUS REPORT**

### **PRELIMINARY ENGINEERING AND ENVIRONMENTAL DOCUMENTATION FOR I-95/SCUDDER FALLS TOLL SUPPORTED BRIDGE**

#### **STUDY**

**Contract No. C-393A**

The preliminary Preferred Alternative is the inside widening of I-95 in Pennsylvania, Option 2 at Taylorsville Road and Option 1c – Modified (Roundabout) at Route 29. The Preferred Alternative also includes a total replacement of the Scudder Falls Bridge with the new bridge containing 5 northbound and 4 southbound lanes on an upstream alignment.

A draft technical memorandum on Hydrology and Hydraulic Analysis was recently submitted to the Commission for review. Meetings will be scheduled with state and local agencies to discuss various environmental aspects of the project including the results of the Hydrology and Hydraulic Analysis.

The Environmental Assessment (EA) document is being prepared and a draft will be submitted to the Commission for review in late November. The EA will be submitted to the New Jersey Department of Transportation (NJDOT), the Pennsylvania Department of Transportation (PennDOT) and the Federal Highway Administration (FHWA) for review in early December. The EA will be distributed to the public for review in February and a public hearing is scheduled for March. The final decision document is expected by the end of June 2008.

### **NORTHERLY CROSSINGS CORRIDOR CONGESTION MITIGATION STUDY**

#### **STUDY**

**Contract No. C-395A**

The Commission has conducted a series of workshops with NJDOT and PennDOT intended to facilitate establishing a Task Force which will focus on building a consensus with respect to mitigating future traffic congestion along the I-80 corridor in both the eastbound and westbound direction.

A Memorandum of Understanding is currently being developed to include a Problem Statement, Mission Statement as well as Goals and Objectives for the Task Force.

# **DELAWARE RIVER JOINT TOLL BRIDGE COMMISSION**

**Meeting of December 17, 2007  
PROJECT STATUS REPORT**

## **ELECTRONIC SURVEILLANCE / DETECTION SYSTEM**

**PROGRAM MANAGER  
Contract No. C-396A**

Work includes the continuation of implementation oversight generally focused on coordinating preliminary matters and providing administrative support relating to the issuance of Notice-to-Proceed and the initiation of site surveys.

Jacobs Edwards & Kelcey continues to assist the Commission, together with Counsel, in discussions with Advanced Wireless Services (AWS) license holders who have bought rights to regional wireless frequencies through an FCC auction and determined that their proposed AWS networks will potentially interfere with the Commission's microwave communications system. Negotiations are in progress for an agreement to compensate the Commission for vacating its licenses to operate in the affected frequencies.

## **DESIGN-BUILD-MAINTAIN PROJECT DB-396A**

Mass. Electric Construction Company (MECC) has been actively addressing preliminary matters associated with the start-up of work associated with the Electronic Surveillance / Detection System Design-Build-Maintain Project.

Additionally, MECC has initiated site surveys to document existing electrical infrastructure and existing utilities at each bridge as well as identify potential electrical and electronic surveillance equipment locations and proposed electrical and fiber optic conduit routing.

A Partnering Meeting has been scheduled to be held in mid December for the purpose of encouraging the formation of a cohesive partnership between the Commission, its' Program Manager and the Mass. Electric Construction Company together with its principal subcontractors and suppliers.

# **DELAWARE RIVER JOINT TOLL BRIDGE COMMISSION**

## **Meeting of December 17, 2007 PROJECT STATUS REPORT**

### **NEW HOPE – LAMBERTVILLE TOLL BRIDGE ADMINISTRATION BUILDING RENOVATIONS AND ADDITION**

#### **DESIGN Contract No. C-397B**

A Request for Qualifications (RFQ) was publicly advertised on July 17, 2007. Seven (7) Contractors submitted their Statement of Qualifications (SOQs) on August 08, 2007. All seven (7) of the Contractors were deemed pre-qualified to bid.

Final construction bid documents were received from VITETTA on September 10, 2007. Construction bid solicitations were issued to all seven (7) firms on September 10, 2007 as construction Contract T-397B. A mandatory Pre-Bid Meeting was held at the New Hope - Lambertville Toll Bridge Administration Building on September 18, 2007. Six (6) out of the seven (7) Pre-Qualified Contractors attended the meeting.

Five (5) Bids were received on October 18, 2007, and bid award was made to Twining Construction Co. Inc. at the Commission November 19<sup>th</sup> meeting for an amount of \$ 4,529,102.00 via Resolution Number: ENG-01-11-07. Notice of Award was issued on November 20, 2007. Conformed Contract Documents were received from VITETTA on November 20, 2007.

### **NEW HOPE – LAMBERTVILLE TOLL BRIDGE ADMINISTRATION BUILDING RENOVATIONS AND ADDITION**

#### **CONSTRUCTION ADMINISTRATION Contract No. CM-397B**

A Request for Letters of Interest (RFLOI) for this project was posted on the Commission's website on November 13, 2007. A non-mandatory Pre-LOI meeting was held on November 20, 2007 with five (5) firms in attendance. Two (2) Letters of Interest were received on November 30, 2007 from Hill International and STV. The results of the Technical Evaluation Committee's (TEC) were presented to the Senior Selection Committee (SSC) for review.

# **DELAWARE RIVER JOINT TOLL BRIDGE COMMISSION**

**Meeting of December 17, 2007  
PROJECT STATUS REPORT**

## **I-78 ROADWAY REHABILITATION CONTRACT**

**DESIGN  
Contract No. C-424A**

PB Americas, Incorporated (PB) continues to provide post design support for the project. PB is continuing to respond to Contractor requests-for-information (RFIs), reviewing and responding to shop drawings and other submissions from the contractor and attending the bi-weekly Progress Meetings. PB also held a "Transfer of Knowledge" session on the Drilling and Slurry Grouting portion of the contract with the CM/CI Staff members.

**CONSTRUCTION MANAGEMENT/CONSTRUCTION INSPECTION  
Contract No. CM-424A**

Greenman-Pedersen, Inc (GPI) continues to provide CM/CI services for this contract which includes monitoring and coordinating field activities with the contractor, reviewing contractor schedules, preparation and processing of contractor invoicing, conducting bi-weekly Progress and Scheduling Meetings, preparing daily reports, tracking project submittals along with public information efforts. Also the contractor's Composite Baseline Schedule was approved. The development of the first project newsletter continues as has the responding to customer generated questions obtained via the toll free project hotline phone number, the number which is displayed on site via two variable message boards. A project information card was developed which directs the public to either the Project Hotline phone number or the Commission Website for overall project information and was distributed to the I-78 Toll Plaza, the I-78 PA Welcome Center and the NJ I-78 Weigh Station for further distribution.

**CONSTRUCTION  
Contract No. T-424A**

Tilcon New York, Inc. has completed establishing the CM/CI field office. Milling and repaving of the shoulders in advance of shifting traffic onto the shoulders for Stage 1 work was completed as was the videoing and inspecting of the drainage laterals. Work continues on the drainage channel stabilization along County Route 519 under I-78, pipe lining of the drainage laterals, catch basin cover change outs, along with Slurry Grouting in the test area. The composite baseline construction schedule (CPM) has been approved.

# **DELAWARE RIVER JOINT TOLL BRIDGE COMMISSION**

**Meeting of December 17, 2007  
PROJECT STATUS REPORT**

## **NJDEP & PADEP MUNICIPAL STORM WATER COMPLIANCE PROGRAM CONSULTING SERVICES Contract No. C-425A**

### **STORM SEWER OUTFALL PIPE MAP**

**DESIGN  
Assignment #7**

Under this Task Order Assignment T&M Associates was tasked with finding, inspecting, and mapping all Commission sewer outfalls in Pennsylvania and New Jersey.

The consultant mapped and inspected all outfalls in Districts 1, 2 and 3 and an internal meeting was held to discuss and finalize the Outfall Inspection Report.

T & M Associates recently obtained additional information with respect to the ownership of various outfalls previously identified as "Commission owned". This new information indicates several outfalls are actually owned by others. The final version of the Outfall Inspection Report and related maps are being finalized to reflect the new information.

### **PORTLAND BOROUGH SEWER FORCE MAIN CONNECTION LOCATION**

**DESIGN  
Assignment #9**

The Borough of Portland has been ordered by the PA DEP to provide a sewage treatment plant to service residential and other facilities within the Borough. The Borough has requested an easement to construct a sewer force main to the treatment plant within Commission property. The Commission and Commission Counsel have been working with the Borough to prepare the requested easement documentation.

The Commission requested T & M Associates prepare a proposal to review the proposed sewer force main plans prepared by the Borough engineering consultant, Brinjac Engineering, and determine the best location for stub connection to which the Commission will ultimately connect our P-C Toll facility. As part of the connection, the Commission is required to install a grinder pump provided by the Borough, and construct a lateral connection from our building to the sewer tap location.

The final report was submitted and comments were provided. The revised final report has been submitted by T & M Associates. It is expected that this Task Order Assignment will be closed by the end of the year.

# DELAWARE RIVER JOINT TOLL BRIDGE COMMISSION

## Meeting of December 17, 2007 PROJECT STATUS REPORT

### I-78 OPEN ROAD TOLLING (ORT) LANES DESIGN

DESIGN  
Contract No. C-427B

#### **I-78 ORT Lanes Design (Infrastructure Project)**

HNTB is continuing with the preliminary design effort and preparing plans and specifications for the preliminary (60% complete) PS&E submission. HNTB submitted the Structural Geotechnical Report and Pavement Design Report to the Commission. HNTB also submitted the Structural Foundation Geotechnical Engineering Report.

The Commission and HNTB met to discuss the draft proposal prepared by DelVal Soil & Environmental Consultants, Inc. This proposal includes effort for the Storm Water Infiltration Evaluation and Testing of the proposed storm water management sites throughout the project limits. The additional work is attributed to Lehigh Valley Planning Commission's completion of an ACT 167 watershed study and changes due to a law suit against DEP that requires more documentation to show there are anti-degradation measures on projects within the Commonwealth, and Williams Township Ordinance specifying additional infiltration and water quality requirements. Prior to moving forward with the approach noted in the draft proposal, Commission staff will request a meeting with the Northampton County Conservation District to determine if this approach is absolutely necessary.

HNTB submitted the draft public participation program. This document is currently under review by Commission staff. It is anticipated that the program will be finalized shortly and HNTB will be requested to implement the program.

HNTB submitted the draft Bridge Deck Evaluation Report. This report summarizes evaluation of the eastbound and westbound Route I-78 bridge decks traversing PA Route 611. This document will be reviewed by Commission staff and finalized by HNTB.

HNTB and the Commission discussed the relocation of an existing center median turn-around area. The turn-around is currently located west of the toll plaza and HNTB was considering relocating it to approximately 400 feet west of the Morgan Hill Road overpass. Upon further discussion with PennDOT Engineering District 5-0, it was determined that a center median turn-around should not be located within an interchange. Therefore, we are now considering not replacing the center median turn-around and will verify that this is acceptable with the District II operation personnel and PennDOT.

# **DELAWARE RIVER JOINT TOLL BRIDGE COMMISSION**

## **Meeting of December 17, 2007 PROJECT STATUS REPORT**

### **Customer Service Center/Violation Processing Center Design-Build-Operate-Maintain Project**

HNTB is addressing final comments provided by Commission Counsel regarding the RFP. Commission staff has determined that we would like to reevaluate the structure of the fee proposal for this contract. The current structure includes payment for the design and startup of the CSC/VPC, along with monthly fees associated with the operation and maintenance of the CSC/VPC. Commission staff is comparing this approach against a transaction based structure.

### **In-Lane Toll System Design-Build-Maintain Project**

Consensus has been reached on finalizing the RFP making the vendor responsible for all ORT/VES installation and maintenance, ETC equipment maintenance and having the ETC software maintenance performed by the Commission's current vendor.

# **DELAWARE RIVER JOINT TOLL BRIDGE COMMISSION**

## **Meeting of December 17, 2007 PROJECT STATUS REPORT**

### **MILFORD-MONTAGUE TOLL BRIDGE REHABILITATION CONTRACT**

#### **DESIGN Contract No. C-430A**

The Design Engineer, Modjeski and Masters, Inc., (M&M) is performing Post Design Services. The Final Conformed Construction Documents were developed by M&M, delivered to the Commission, and were subsequently reviewed and approved by Commission Counsel in November. The approved Conformed Construction Documents were delivered to both the CM/CI Consultant and the Contractor by the Commission in November. M&M attended a Kick-Off / Transfer of Knowledge Meeting with the Commission and the CM/CI Consultant.

#### **CONSTRUCTION MANAGEMENT/CONSTRUCTION INSPECTION Contract No. CM-430A**

At the November 19, 2007 Commission Meeting the Commission ratified the Executive Director's decision, made in consultation with the Chair and Vice Chair of the Commission, to award Construction Management & Construction Inspection Services (CM/CI) for the Milford-Montague Toll Bridge Rehabilitation Contract to STV, Inc. of Douglassville, Pennsylvania. The CM/CI Consultant attended a Kick-Off / Transfer of Knowledge Meeting with the Commission and the Design Consultant in late November and began CM/CI contract services.

#### **CONSTRUCTION Contract No. T-430A**

Commission Legal Counsel reviewed and approved the Conformed Set of Specifications. A Notice of Award and Limited Notice to Proceed was issued effective November 16, 2007. Submittal of the Contractor's Performance Bond and Certificate of Insurance is pending. Once received and approved a Notice to Proceed will be issued. Full size and half size sets of Conformed Contract Drawings were delivered to the Contractor on November 16, 2007. A Pre Construction Meeting was held in December.

## **DELAWARE RIVER JOINT TOLL BRIDGE COMMISSION**

**Meeting of December 17, 2007  
PROJECT STATUS REPORT**

### **MILFORD-MONTAGUE TOLL BRIDGE FACILITY WATER SUPPLY UPGRADE**

**COST REIMBURSEMENT CONTRACT  
Contract No. T-432A**

The Milford Water Authority's Contractor has completed the installation of the water line. Substantial completion is on schedule.

### **WASHINGTON CROSSING TOLL SUPPORTED BRIDGE PHASE 1 REHABILITATION & CONCEPT STUDY Contract C-442A**

A Request for Letters of Interest (RFLOI) for this project was posted on the Commission's website on November 13, 2007. A pre-LOI meeting was held on November 20, 2007 with eighteen firms in attendance. LOI's are due on December 10, 2007.

### **STRUCTURAL ANALYSIS OF THE CALHOUN STREET TOLL SUPPORTED BRIDGE**

**STUDY  
Contract No. C-447A**

This project is for the in-depth inspection, structural analysis and comprehensive concept study for the Calhoun Street Bridge. It is anticipated that the concept study will be used to develop the scope of a future design and subsequent construction contract. The Consulting Engineering Agreement was executed October 24, 2007.

Lichtenstein Consulting Engineers has completed the inspection, load testing, coupon sampling and paint sampling of the bridge. Lichtenstein Consulting Engineers have begun compiling field data and have commenced the structural analysis of the bridge.

# **DELAWARE RIVER JOINT TOLL BRIDGE COMMISSION**

**Meeting of December 17, 2007  
PROJECT STATUS REPORT**

**STRUCTURAL / CIVIL TASK ORDER AGREEMENT CONSULTANT**  
Contract No. C-449A

## **PORTLAND COLUMBIA SIGN STRUCTURE REPAIR**

**DESIGN**  
Assignment #2

Under this Task Order Assignment the Commission asked The Louis Berger Group, Incorporated to develop design documents to repair a damaged cantilevered sign structure at the Portland Columbia Toll Bridge Facility. The Louis Berger Group, Incorporated submitted final design plans on August 17, 2007.

Procurement of the sign structure repair materials is underway. Shop drawings are being developed by the fabricator and will be reviewed by the Consultant and the Commission's engineering staff in early December. After approval of the shop drawings, the Commission's District III maintenance forces will be performing the construction work required to repair the sign structure.

# **DELAWARE RIVER JOINT TOLL BRIDGE COMMISSION**

**Meeting of December 17, 2007  
PROJECT STATUS REPORT**

## **STRUCTURAL / CIVIL TASK ORDER AGREEMENT CONSULTANT**

Contract No. C-449B

### **NEW HOPE LAMBERTVILLE TOLL SUPPORTED BRIDGE INTERIM INSPECTION AND REPAIR DESIGN**

#### **Assignment #4**

Subsequent to the GEC inspection of the New Hope - Lambertville Toll Bridge (NHLTB) in August, a letter report was submitted to the Commission outlining the inspection findings. The report noted that ten (10) cantilever floor beam brackets exhibited small cracks in the tie-plate/top flange connections. The report recommended an interim inspection within (3) months.

The purpose of this Task Order Agreement Assignment is to implement the recommendations made by the GEC to inspect and design repairs for the superstructure. This assignment will include an In-Depth Interim Inspection focusing on the cantilever floor beam brackets recommendations for a means of arresting the existing cracks, design and post design services for the crack repairs and recommendations for all necessary floor beam bracket retrofit repairs. The assignment will also include a second Interim Inspection following the repairs.

During the week of November 5, 2007 TranSystems | Lichtenstein performed an interim inspection of the bridge. A meeting was held with the Consultant on November 15, 2007 to discuss the inspection findings. Five (5) additional small cracks were discovered in the cantilever floor beam brackets during the interim inspection. As a precautionary measure, the right lanes in each direction of the bridge, which are partially supported by the cantilever brackets, were closed to traffic on November 16, 2007. Those lanes will remain closed until repairs have been implemented. No adverse traffic impacts are expected from the lane closures due to the light traffic volumes on the bridge. The Consultant is preparing repair plans for the work. This Task Order Assignment will result in bid documents for a construction contract in January 2008 to implement the recommended repairs.

# **DELAWARE RIVER JOINT TOLL BRIDGE COMMISSION**

## **Meeting of December 17, 2007 PROJECT STATUS REPORT**

### **COMMUNITY INVOLVEMENT GUIDELINES**

#### **Assignment #5**

Under this Task Order Assignment the Commission requested Greenman-Pederson, Incorporated and their subconsultant to develop a series of guidelines or best practices for community involvement based on contractor's public participation experiences with a series of past commission projects.

Questionnaires have been sent to Commission staff and outside contractors responsible for community outreach on a roster of selected projects. Responses will be used to structure a workshop tentatively being planned for the second week in December at the New Hope Administrative offices.

### **CONSTRUCTION MANAGEMENT/CONSTRUCTION INSPECTION TASK ORDER AGREEMENT CONSULTANT**

Contract No. C-451A

#### **ENGINEERING PROJECT MANAGER**

##### **Staff Augmentation**

##### **Assignment #4**

Under this Task Order Assignment the Commission has requested Remington, Vernick & Arango Engineers, Incorporated (RVA) to provide a Project Manager for staff augmentation of the Commission's construction management staff for a minimum of six months. Resumes of 3 possible candidates were submitted, interviews held, with a selection pending.

## **DELAWARE RIVER JOINT TOLL BRIDGE COMMISSION**

### **Meeting of December 17, 2007 PROJECT STATUS REPORT**

#### **NEW HOPE – LAMBERTVILLE TOLL SUPPORTED BRIDGE PIER 2 APRON PRIORITY REPAIRS - 2007 Contract DB-457A**

In accordance with Resolution ENG-08-09-07, New Hope - Lambertville Toll Supported Bridge, Pier 2 Priority Repairs – 2007, Contract No. DB-457A was awarded to W.J. Castle P.E. & Associates, P.C. in an amount not-to-exceed \$157,500.

The project includes Design-Build services to be provided by specialty engineer/contractor to perform high priority repairs of the New Hope – Lambertville Toll Supported Bridge. Services include engineering inspection, design, permitting, and construction for the repair of damage to the apron of Pier 2 to avoid possible significant additional deterioration from a future flood event.

Project kick-off meeting and follow-up progress meetings have been held. Underwater inspection work has been completed; design details prepared and repairs are expected to be completed in December.

#### **EASTON-PHILLIPSBURG TOLL BRIDGE FACILITY ROOF REPLACEMENT**

##### **DESIGN Contract No. C-413A-4**

Brinjac Engineering completed their post-design services. Urban Engineers, as a sub-consultant to Brinjac, completed the CM/CI services. This Task Order Assignment is anticipated to be closed by the end of December 2007.

##### **CONSTRUCTION Contract No. T-465A**

De Sapia Construction Incorporated was awarded the construction contract at the March 2007 Commission Meeting and mobilized to start work in May. Substantial completion was achieved ahead of schedule on September 17, 2007. Project Completion was attained on Schedule and on November 18, 2007. Final Payment to the Contractor and Contract Close-Out is anticipated to occur by the end of December 2007.

## **DELAWARE RIVER JOINT TOLL BRIDGE COMMISSION**

**Meeting of December 17, 2007  
PROJECT STATUS REPORT**

### **GENERAL ENGINEERING CONSULTANT - ANNUAL INSPECTIONS C-07-02**

#### **2007 TOLL BRIDGE INSPECTIONS**

##### **Assignment #2A**

This Task Order Assignment which has been awarded to Lichtenstein Consulting Engineers includes the 2007 Inspection of the Commission's Toll Bridges and related facilities. Inspections of all the Commission's Toll Bridge Facilities have been completed. Vehicle & Equipment Inspections for each District have also performed. This information will be incorporated into the Annual Inspection Report.

The DRAFT Annual Inspection Report was submitted on October 5, 2007 and has been reviewed by Commission staff. Meetings have been held with District personnel to review the Maintenance Reports. Comments from the Commission's review will be given to the Consultant for incorporation into the Final Draft version of the Reports. The Final DRAFT of the Annual Inspection Report will be provided at the December Commission meeting. It is expected that approval of the final report by the Commission will be requested at the January meeting.

### **YEAR 2007 TRAFFIC ENGINEERING CONSULTANT AGREEMENT**

#### **STUDY Contract No. C-07-03**

The Commission provided monthly Comparative Statement of Toll Traffic and Revenue reports for November 2007 to Pennoni Associates and they are currently drafting the 2007 Traffic Engineering Report Year 2008 Toll Bridge Traffic Volume and Revenue Projections.

**DELAWARE RIVER JOINT TOLL BRIDGE COMMISSION**

**Meeting of December 17, 2007**

**Operations Report Index  
For  
Supplemental Projects Report**

<b>SUBJECT</b>	<b>DESCRIPTION</b>	<b>PAGE NUMBER</b>
<b>Projects</b>	<b>Supplemental Projects Report Overview Report of General Upkeep, Preventative Maintenance and Maintenance Projects District I, II and III Month of November 2007</b>	<b>1 - 6</b>

**DELAWARE RIVER JOINT TOLL BRIDGE COMMISSION**

**Meeting of December 17, 2007**

**SUPPLEMENTAL PROJECTS REPORT**

**OVERVIEW REPORT OF GENERAL UPKEEP, PREVENTATIVE MAINTENANCE  
AND MAINTENANCE PROJECTS**

**DISTRICT I, II AND III**

**MONTH OF NOVEMBER 2007**

Report as shown directly hereunder and have been submitted by Frank J. Tolotta, Deputy Executive Director of Operations, to keep the Commission Members apprised of the above captioned items at all three districts.

\*\*\*

District I

John B. Prior, Acting Superintendent

David Burd, Acting Asst. Superintendent

James B. Ley, Foreman of Maintenance, Trenton-Morrisville

Daniel Pascuallo, Foreman of Maintenance, New Hope-Lambertville

**Administration**

Task	JAN	FEB	MAR	APR	MAY	JUN	JUL	AUG	SEP	OCT	NOV	DEC	Total Man-hours
Bridge Maintenance	0	0	0	0	0	0	0	0	0	0	0	0	0
Bldg./Facilities Maintenance	540	655	519	728	488	242	728	688	702	136	320		5,746
Grounds Maintenance	0	0	0	72	248	160	210	160	145	80	104		1,179
Road Maintenance	180	0	0	0	0	0	0	0	0	0	0		180
Snow/Ice Maintenance	40	140	125	0	0	0	0	0	0	0	0		305
Vehicle Maintenance	120	120	133	124	168	108	135	92	105	0	60		1,185
Miscellaneous	150	195	220	175	72	196	205	180	250	248	224		2,115
Total Man-hours	1,030	1,110	997	1,099	976	706	1,278	1,120	1,202	548	728		10,794

**Trenton-Morrisville Toll Bridge**

Task	JAN	FEB	MAR	APR	MAY	JUN	JUL	AUG	SEP	OCT	NOV	DEC	Total Man-hours
Bridge Maintenance	0	0	0	8	0	0	0	0	0	0	0		8
Bldg./Facilities Maintenance	195	148	125	145	132	312	360	208	240	72	104		2,039
Grounds Maintenance	165	85	105	90	286	208	215	328	310	192	112		2,096
Road Maintenance	364	100	80	28	0	24	16	32	0	64	288		996
Snow/Ice Maintenance	135	140	125	0	0	0	0	0	0	0	0		400
Vehicle Maintenance	140	128	133	124	62	100	98	164	145	228	186		1,508
Miscellaneous	75	110	122	105	238	212	205	196	226	296	250		2,035
Total Man-hours	1,074	709	690	500	718	856	894	928	921	852	940		9,082

**New Hope-Lambertville Toll Bridge**

Task	JAN	FEB	MAR	APR	MAY	JUN	JUL	AUG	SEP	OCT	NOV	DEC	Total Man-hours
Bridge Maintenance	0	0	40	0	30	0	160	0	104	0	136		470
Bldg./Facilities Maintenance	568	520	616	608	344	304	312	432	320	296	288		4,608
Grounds Maintenance	72	32	48	168	312	280	272	328	80	224	72		1,888
Road Maintenance	16	32	80	48	32	80	24	64	24	0	16		416
Snow/Ice Maintenance	40	58	48	0	0	0	0	0	0	0	0		146
Vehicle Maintenance	216	184	227	232	144	168	160	168	360	0	96		1,955
Miscellaneous	368	232	216	384	344	312	296	320	296	344	376		3,488
Total Man-hours	1,280	1,058	1,275	1,440	1,206	1,144	1,224	1,312	1,184	992	984		12,971

**Southern Division Toll Supported Bridges**

Task	JAN	FEB	MAR	APR	MAY	JUN	JUL	AUG	SEP	OCT	NOV	DEC	Total Man-hours
Bridge Maintenance	200	48	88	56	40	52	48	144	0	492	222		1,390
Bldg./Facilities Maintenance	152	119	231	97	170	278	121	370	304	556	344		2,742
Grounds Maintenance	216	124	108	266	644	398	557	476	409	284	48		3,530
Road Maintenance	64	52	88	168	40	144	40	32	24	8	0		660
Snow/Ice Maintenance	176	227	180	0	0	0	0	0	0	0	0		583
Vehicle Maintenance	0	0	0	0	0	0	0	0	0	0	0		0
Miscellaneous	10	0	66	16	0	0	32	8	16	8	30		186
Total Man-hours	818	570	761	603	894	872	798	1,030	753	1,348	644		9,091

District II  
 Lendell Jones, Superintendent  
 James Shelly Asst. Superintendent  
 Robert Varju, Foreman of Maintenance, I-78  
 Mark W. Dilts, Foreman of Maintenance, Easton-Phillipsburg

**Easton-Phillipsburg Toll Bridge**

Task	JAN	FEB	MAR	APR	MAY	JUN	JUL	AUG	SEP	OCT	NOV	DEC	Total Man-hours
Bridge Maintenance	34	16	37	43	49	55	42	243	292	126	72		1,009
Bldg./Facilities Maintenance	894	617	758	513	226	299	364	501	282	380	394		5,228
Grounds Maintenance	210	67	285	559	522	330	505	332	412	343	266		3,831
Road Maintenance	111	115	242	115	371	197	281	91	36	404	313		2,276
Snow/Ice Maintenance	132	282	248	0	0	0	0	0	0	0	0		662
Vehicle Maintenance	24	48	12	16	0	0	16	16	72	0	0		204
Miscellaneous	0	24	20	24	141	24	16	19	32	40	56		396
Total Man-hours	1,405	1,169	1,602	1,270	1,309	905	1,224	1,202	1,126	1,293	1,101		13,606

**I-78 Toll Bridge**

Task	JAN	FEB	MAR	APR	MAY	JUN	JUL	AUG	SEP	OCT	NOV	DEC	Total Man-hours
Bridge Maintenance	0	0	0	0	0	8	200	200	32	0	164		604
Bldg./Facilities Maintenance	1,158	1,176	864	1,009	734	824	832	900	1,214	1,177	148		10,036
Grounds Maintenance	802	310	878	448	988	637	664	655	464	775	123		6,744
Road Maintenance	95	312	448	438	557	686	312	350	216	302	250		3,966
Snow/Ice Maintenance	56	219	207	0	0	0	0	0	0	0	0		482
Vehicle Maintenance	278	280	184	236	173	142	348	342	292	262	236		2,773
Miscellaneous	96	32	40	8	46	40	24	24	32	48	8		398
Total Man-hours	2,485	2,329	2,621	2,139	2,498	2,337	2,380	2,471	2,250	2,564	929		25,002

**Northern Division Toll Supported Bridges**

Task	JAN	FEB	MAR	APR	MAY	JUN	JUL	AUG	SEP	OCT	NOV	DEC	Total Man-hours
Bridge Maintenance	72	33	42	40	46	46	24	90	272	279	0		944
Bldg./Facilities Maintenance	212	427	271	296	236	407	598	565	235	153	816		4,216
Grounds Maintenance	97	33	68	272	382	155	275	329	244	199	672		2,726
Road Maintenance	111	73	319	226	196	34	64	36	32	171	350		1,812
Snow/Ice Maintenance	152	280	132	0	0	0	0	0	0	0	0		564
Vehicle Maintenance	529	209	372	192	142	64	154	128	173	268	152		2,383
Miscellaneous	0	27	37	25	107	35	17	89	62	50	40		489
Total Man-hours	1,173	1,092	1,241	1,051	1,109	741	1,132	1,237	1,018	1,120	2,030		12,934

District III

Bryan L. Hill, Superintendent

Jeanne M. Pomager, Assistant Superintendent

Thomas Chirico, Foreman of Maintenance

**Portland-Columbia Toll Bridge**

Task	JAN	FEB	MAR	APR	MAY	JUN	JUL	AUG	SEP	OCT	NOV	DEC	Total Man-hours
Bridge Maintenance	6	4	10	28	0	90	103	6	115	98	43		503
Bldg./Facilities Maintenance	251	158	142	117	162	136	131	202	91	152	133		1,675
Grounds Maintenance	141	58	199	230	285	250	184	267	80	134	89		1,920
Road Maintenance	14	36	16	81	30	6	38	19	24	47	4		315
Snow/Ice Maintenance	70	189	80	4	7	0	7	0	2	2	65		426
Vehicle Maintenance	92	100	131	90	59	51	62	93	66	68	49		881
Miscellaneous	43	10	58	18	27	24	20	63	78	35	19		395
Total Man-hours	617	555	636	568	573	557	545	650	456	536	402		6,095

**Portland-Columbia Toll Supported Bridge**

Task	JAN	FEB	MAR	APR	MAY	JUN	JUL	AUG	SEP	OCT	NOV	DEC	Total Man-hours
Bridge Maintenance	0	0	0	8	21	4	0	10	0	0	14		57
Bldg./Facilities Maintenance	0	0	0	0	0	0	0	0	0	0	0		0
Grounds Maintenance	48	36	58	44	34	35	37	58	32	36	38		456
Road Maintenance	0	0	0	0	0	0	0	0	0	0	0		0
Snow/Ice Maintenance	2	37	20	0	0	0	0	0	0	0	2		61
Vehicle Maintenance	0	0	0	0	0	0	0	0	0	0	0		0
Miscellaneous	0	0	0	0	0	0	0	0	0	0	0		0
Total Man-hours	50	73	78	52	55	39	37	68	32	36	54		574

**Delaware Water Gap Toll Bridge**

Task	JAN	FEB	MAR	APR	MAY	JUN	JUL	AUG	SEP	OCT	NOV	DEC	Total Man-hours
Bridge Maintenance	12	0	10	31	46	34	27	316	142	165	8		791
Bldg./Facilities Maintenance	948	870	835	632	502	575	569	490	566	546	530		7,063
Grounds Maintenance	172	30	127	211	452	481	264	307	265	262	209		2,780
Road Maintenance	93	90	296	300	305	227	161	209	62	438	115		2,296
Snow/Ice Maintenance	26	229	180	0	0	0	0	0	8	0	20		463
Vehicle Maintenance	472	335	398	334	356	323	411	192	269	262	328		3,680
Miscellaneous	118	56	78	148	61	97	204	89	94	108	62		1,115
Total Man-hours	1,841	1,610	1,924	1,856	1,722	1,737	1,636	1,603	1,406	1,781	1,272		18,187

**Milford-Montague Toll Bridge**

Task	JAN	FEB	MAR	APR	MAY	JUN	JUL	AUG	SEP	OCT	NOV	DEC	Total Man-hours
Bridge Maintenance	0	0	25	0	0	8	0	111	16	0	0		180
Bldg./Facilities Maintenance	349	325	280	211	112	97	80	143	110	309	177		2,193
Grounds Maintenance	140	40	60	170	327	326	302	261	227	187	113		2,153
Road Maintenance	0	0	83	12	122	44	36	53	65	42	70		527
Snow/Ice Maintenance	30	167	63	0	0	0	0	0	0	0	19		279
Vehicle Maintenance	158	86	163	166	66	105	52	17	115	42	36		1,006
Miscellaneous	151	129	159	158	111	125	162	158	129	148	96		1,526
Total Man-hours	828	747	833	717	738	705	632	743	662	728	511		7,844

DELAWARE RIVER JOINT TOLL BRIDGE COMMISSION

MONTHLY ACTIVITY SERVICES RENDERED REPORT

DISTRICT SOUTHERN DIVISION

YEAR 2007

ACTIVITY/SERVICE	CS	WC	NH-L	LT	CB-S	L-R	TOTAL
Disabled Vehicle Removal	77	0	0	0	0	0	77
Shift/Hours On Duty	13287	8020	11940	1686	868.5	0	35801.5
Patrols/Crossovers	6174	3903	5585	686	423	0	16771
Complaints Received	402	90	7	0	0	0	499
Co-Operation W/Other Agencies	60	262	55	2	11	0	390
Services Rendered	2307	3378	3502	25	9	0	9221
First Aid	1	3	1	0	8	0	13
Advisories: Pedestrians, Bikers & Automobiles	2289	998	2566	18	13	0	5884
Traffic Control Assistance	852	281	159	8	30	0	1330
River Readings	2198	1942	2050	133	72	0	6395
Vehicles Refused Passage	1926	175	468	15	42	0	2626
Medical Emergencies (911 Calls)	3	2	8	1	2	0	16
Calls For Assistance (State Police)	19	26	25	8	10	0	88
TOTAL	29595	19080	26366	2582	1488.5	0	79111.5

NOTES:

CS	CALHOUN STREET
WC	WASHINGTON CROSSING
NH-L	NEW HOPE-LAMBERTVILLE
LT	LOWER TRENTON
CB-S	CENTER BRIDGE-STOCKTON
L-R	LUMBERVILLE-RAVEN ROCK (PED)

## MONTHLY ACTIVITY SERVICES RENDERED REPORT

## DISTRICT NORTHERN DIVISION

YEAR thru November 2007

ACTIVITY/SERVICE	U-F	M-UBE	R-R	B-R	NS	P-C	TOTAL
Disabled Vehicle Removal	0	0	1	1	10	0	12
Shift/Hours On Duty	1022	125	10172	6097	14287	0	31703
Patrols/Crossovers	636	67	4347	3172	8285	0	16507
Complaints Received	4	0	64	17	31	0	116
Co-Operation W/Other Agencies	234	5	1974	379	530	0	3122
Services Rendered	611	25	6130	1425	14830	0	23021
First Aid	0	0	1	0	10	0	11
Advisories: Pedestrians, Bikers & Automobiles	385	4	2650	730	1796	0	5565
Traffic Control Assistance	265	5	419	544	2868	0	4101
River Readings	349	0	2598	1787	2540	0	7274
Vehicles Refused Passage	62	0	430	265	1426	0	2183
Medical Emergencies (911 Calls)	1	0	3	8	3	0	15
Calls For Assistance (State Police)	0	0	4	11	21	0	36
TOTAL	3569	231	28793	14436	46637	0	93666

## NOTES:

U-F	UHLERSTOWN-FRENCHTOWN
M-UBE	MILFORD-UPPER BLACK EDDY
R-R	RIEGELSVILLE
B-R	BELVIDERE-RIVERTON
NS	NORTHAMPTON STREET
P-C	PORTLAN-COLUMBIA (PED)

**DELAWARE RIVER JOINT TOLL BRIDGE COMMISSION**

**Meeting of December 17, 2007**

**Operations Report Index**

**Plants and Facilities**

<b>SUBJECT</b>	<b>DESCRIPTION</b>	<b>PAGE NUMBER</b>
Plants and Facilities	Status report Month of November, 2007	1

## **DELAWARE RIVER JOINT TOLL BRIDGE COMMISSION**

**Meeting of December 17, 2007**

### **PLANTS AND FACILITIES REPORT MONTH OF NOVEMBER 2007**

- Participated via conference call in the E-Z Pass Interagency Group Operations Committee Meeting held at the Delaware River and Bay Authority on November 1, 2007.
- Assisted Jim Stettner, Director of Security, Safety & Training, with updating the Emergency Evacuation Plan for Toll Bridge Administration Buildings, including the floor diagrams. A final draft copy was provided to Frank Tolotta, Deputy Executive Director of Operations.
- As Chairperson, conducted the Green Team Monthly Meeting on November 7, 2007 at the New Hope-Lambertville Administration Building. Topics included the mandatory recycling program and long-term initiatives.
- Continued site visits of Commission Facilities to review plant operations, maintenance operating procedures, municipal stormwater compliance program, recycling program and related issues.
- Coordinated efforts with District 1 Personnel and Roy Little, Senior Program Manager, regarding a field inspection for the elevator and associated equipment located at the Trenton-Morrisville Administration Building. The inspection was performed on November 19, 2007 by Castrillon, Barker & Associates, LLC.
- Attended a Technical Evaluation Committee Meeting on November 28, 2007 at the Trenton-Morrisville Administration Building to discuss the 2007 Task Order Agreement for NJDEP & PADEP Municipal Stormwater Regulation Compliance – Letters of Interest Evaluations.
- Processed the NJDEP Annual Underground Storage Tank Facility Certification Questionnaire regarding the Financial Responsibility Assurance Mechanism for the 2,500 gallon unleaded gasoline tank located at the Easton-Phillipsburg Toll Bridge Facility.
- Attended the Bi-weekly Progress Meeting for the I-78 Roadway Rehabilitation Project on November 29, 2007 at the Phillipsburg, N.J. field office.

**DELAWARE RIVER JOINT TOLL BRIDGE COMMISSION**

**Meeting of December 17, 2007**

**COMPACT AUTHORIZED INVESTMENT**

**DAVID DEGEROLAMO, (New Jersey)**

**GAETAN ALFANO, (Pennsylvania)**

**DONALD HART, (New Jersey)**

**J. ALAN FOWLER, (Pennsylvania)**

The following pages reflect a report on those items assigned to the Compact Authorized Investment Committee.

Each item is reported separately and page numbered accordingly hereunder.

\*\*\*

\*\*\*

**DELAWARE RIVER JOINT TOLL BRIDGE COMMISSION**

**Meeting of December 17, 2007**

**OPERATION REPORT INDEX  
FOR  
COMPACT AUTHORIZED INVESTMENT**

SUBJECT	DESCRIPTION	PAGES NUMBER
Compact Authorized Investment	Status Report Months of November 2007	1 - 6

# DELAWARE RIVER JOINT TOLL BRIDGE COMMISSION

Meeting of December 17, 2007

## COMPACT AUTHORIZED INVESTMENT

### *General*

One of the major highlights in the CAI department during the month of November was the completion of the Ferry Street road reconstruction project in the City of Lambertville, NJ. Also, there was a new application submitted from the Township of Ewing, New Jersey and a revised application for the Borough of Belvidere, New Jersey. A very significant meeting was held with 16 major stakeholders of the City of Easton CAI Riverwalk project in an effort to determine the fate of the entire project.

In addition, the CAI department continued its series of meetings with municipalities that need a status update of their projects. These municipalities included: Solebury Township, PA; Montague Township, NJ; and Knowlton Township, NJ.

The CAI department is also in the process of preparing a power point presentation with updates on the CAI projects for the Commissioners' Committee meeting in December 12, 2007.

### *Update of some of the most significant efforts with the grantees during this month*

#### *Pennsylvania*

1. Milford Borough, PA – Great progress has been made in the ongoing construction of the CAI project in the Borough. Two DRJTBC – CAI construction signs were erected at both ends of the project and construction is progressing. A ribbon cutting ceremony is being coordinated by the CAI department for January 2008.
2. Smithfield Township, PA – The Project Engineer has submitted preliminary plans to Penn DOT and the Township for review and approval. The County Rail Authority indicated that if utility power will be used under the RR tracks, a PUC permit will be needed. The Township is contemplating using solar power instead of using power lines on both sides of the underpass and off from the RR tracks. A resolution of any engineering comments and issues with Penn DOT and the Township is still pending. The current schedule still remains for the project to go to bid in January and to start construction in April 2008. Bimonthly meetings were set up to review the status updates of the project.
3. Delaware Water Gap, PA –The Borough Engineer is finalizing the project plans and specifications and will be providing a schedule of project advertisement and award in the near future. The Borough is still anticipating construction to begin in the spring of 2008. A status update meeting is scheduled for December 05, 2007.
4. Portland Borough, PA – The Township continues to work with Penn DOT to obtain the HOP permit for the Park and Walk project and to complete the design for a crosswalk and overhead flashing warning light. The Borough has indicated that they have identified an alternate site for the Park & Ride project. Bids are anticipated the first week of December for the Park & Walk project.

## DELAWARE RIVER JOINT TOLL BRIDGE COMMISSION

Meeting of December 17, 2007

### *Pennsylvania (Continued)*

5. Lower Mount Bethel, PA – John Mauser, the project manager presented a revised budget and contract from the engineer, with a scope of work, but not an actual contract as required by the Contract Agreement. According to the latest cost estimates, the Township will seek to reduce construction costs by getting donated work from the public work department. The project is now on budget and moving forward. If the municipality stays on schedule the project will be completed by the third quarter of 2008. The project manager is still working on obtaining the necessary permits, especially a permit from DEP. The property deed for the visitor center has not been signed; however, this project and the trail are still in motion. The Township is pending receipt of the DEP permit and the completion of the property transfer documents. The Township anticipates advertising both projects prior to the next scheduled status meeting of December 17, 2007.
6. Williams Township, PA – The Township has received the approved Highway Occupancy Permit (HOP) from Penn DOT and has advertised and received bids for the work. The apparent low bidder is Telco, Inc. at approximately \$288,534.50, which is below the grant amount for the construction phase of \$344,356. The construction of this project should not affect the Commission's upcoming I-78 project.
7. Easton, PA – A meeting was held on November 28<sup>th</sup> with representatives of the City, the Easton Parking Authority, LANTA, Northampton County, La Fayette Ambassador Bank, and Arcadia to discuss the viability of the Riverwalk project, for which bids were received on October 31<sup>st</sup> and were well in excess of available funding. In summary, the viability of the project will depend upon whether the construction cost can be reduced through either value engineering reductions or a change to the project, which will be coordinated between the City, the Parking Authority and Arcadia this month. The hearing for the potential injunction requested by the River Keeper group is set for November 30. The CAI due diligence still has the following concerns about the project:
  1. Contract construction schedule for substantial completion is 14 months, and will allow 30-60 days beyond this point for final cleanup/punchlist items to be completed), which extends well beyond the grant agreement date of December 31, 2008.
  2. Currently still need FTA approval for use of funds, and resolution of either additional funding or cost reduction to project.
  3. The CAI is also still waiting for a concept plan to approve before the city can move ahead with the pedestrian/bicycle trail project. The project manager and project supervisor must provide the CAI department with the necessary information before further reimbursement requests can be approved. The City must send a complete request letter to combine the bike path project and the trail projects. The Trolley project is complete for this year and a reimbursement request was submitted by the City, and the City has recently supplied the necessary supporting information to complete processing the reimbursement request for the Trolley project.

## DELAWARE RIVER JOINT TOLL BRIDGE COMMISSION

Meeting of December 17, 2007

### *Pennsylvania (Continued)*

8. Riegelsville Borough, PA – A meeting with DCNR Commission permit is pending in order for the project to move ahead for bids. The CAI department received drawings for the pedestrian bridge project. The steps to the towpath have been designed to minimize the impact to both the towpath and the Saxton property. The Borough engineer is completing its E&S plan for submission to the County Conservation District which is expected to be submitted by the first week of November. Upon receiving the approval, the engineer will submit the Joint Permit Application to DEP and concurrently submit our final design drawings to DCNR at that time as well.
9. Solebury Township, PA – A status meeting was held with the project team on November 9th to discuss pending items. Bucks County conservation district approval still needs to be obtained, along with the Penn DOT Highway Occupancy Permit, and DCNR approval of the pre-fabricated pedestrian bridge. The Commission must also formally dedicate the right-of-way along River Road to Penn DOT by completing standard Penn DOT forms, which will be done in December. They think that they can bid the project in January pending receipt of outstanding approvals. The project needs official PICO approval for the park. Bridge and parking lot are in our grant as well as the trail. The organization, Friends of the Canal Park is still against the project.
10. New Hope Borough, PA – A status report from the municipality indicated that the project bids came in over the grant amount. The CAI is asking for copies of the bids to verify the reasons for the excess amount of about 30% of the grant 60K engineering and 190K for the actual construction, but they only used 30K for the engineering so far. We are expecting a letter from the Borough explaining the reasons for the cost increase and formally requesting an increase in the grant amount from the Commission.
11. Falls Township, PA – No significant changes this month. The CAI department is still waiting for reimbursement request from them to close out the project.
12. Upper Makefield Township, PA - The project was advertised by Penn DOT and bids were received on November 8. The low apparent bidder is Road-Con at \$1,987,182, which is within the anticipated budget of the project. The Commission grant is for \$1,447,000 of the total anticipated cost of \$2,247,000, which includes engineering, construction and inspection. The cost of engineering and inspection has not yet been submitted to the Commission and/or finalized. The approval of this project, which is termed by the board of the Township as the Washington Crossing Gateway, has two phases, the DRJTBC is funding part of Phase I. The projects need approval from Penn DOT, PHMC, and the Bucks County Conservation District. The commencement for construction is Mach 2008 with duration thru October 2008. Phase II has not been approved by Penn DOT yet and additional funding for this phase is needed.
13. Lower Makefield, PA –The Traffic signal project is completed and the Township is still getting all the necessary paper work together for a close out. The Township has alluded that it wants to send another project application to the CAI department. The CAI department is waiting for the last reimbursement request. No significant changes have been made since the last report.

## DELAWARE RIVER JOINT TOLL BRIDGE COMMISSION

Meeting of December 17, 2007

### *Pennsylvania (Continued)*

14. Bristol Borough, PA – the Borough received its approval on the plans from Penn DOT and received bids on the project on October 26, 2007. The apparent low bidder is Armour & Sons Electric, at \$1,446,049.77, over the available grant amount of \$999,500. The Borough has requested that the Commission consider adding funding to the grant amount, which has not yet been determined.
15. Yardley, PA – The Borough provided a summary of the bids received for the project. The low bidder was Harris Blacktopping at \$504,423.76. The Commission grant will cover \$234,217 of this cost. The project is on schedule and should be completed on time.

### *New Jersey*

- 1 Montague, NJ – Insurance certificate matter required by the Commission agreement was resolved and the contract agreement is in its way to be completed as adequate insurance will be provided to cover the Commission from possible liability. The CAI department is working on obtaining a completed Contract Agreement from the Township and for them to proceed with the project.
- 2 Knowlton, NJ – No quarterly report has yet been received by the CAI department. The CAI Director met with Knowlton who assured him that they will follow up with the requirements of the Agreement. Again, the CAI department encouraged the municipality file an application to complete the trail that they are planning. The CAI department received a letter with copy of deed and property insurance for the property that was purchased to construct a park adjacent to the Portland Columbia pedestrian bridge. A reimbursement request was received and it is being revised as well as the plans for the demolition of the house on Washington Street.
- 3 Belvidere, NJ – A meeting was held on November 27<sup>th</sup> with the Township engineers who provided a revised application indicating that the Borough was willing to assume jurisdiction over the portion of Water Street from the Commission and there is no need to remove the concrete from Water Street for the ROW transfer. In addition the idea of relocating the utilities underground was also discarded by the Borough Council. A new cost estimate was presented with application.
- 4 Phillipsburg, NJ – The engineering plans are complete. However, the Town is still working on the ROW transfer and the approval of stream encroachment and soil erosion control. The traffic signal study is essentially completed. SHPO gave a verbal approval to the project. The bricks cross walk and utility are still issues that need to be resolved. The Town engineer is ready to go to bids. The engineer will send the CAI department a set of plans. The engineer will have a letter of acceptance for the ROW transfer to be completed for the Town.
- 5 Pohatcong, NJ – On October 15<sup>th</sup> a meeting with the Pohatcong engineer was held at the Easton Phillipsburg office. The Township is ready to complete its plans, but is waiting for the approval of the Warren County engineer as CR 627 and 627 spur are county roads. The Township is also waiting for the soil erosion permit. The engineer is ready to go for bids in December and to start construction in April. Maintenance & Protection of Traffic Plans will be forwarded to Commission Engineering Department upon receipt by the Township.

## DELAWARE RIVER JOINT TOLL BRIDGE COMMISSION

### Meeting of December 17, 2007

#### *New Jersey (Continued)*

- 6 Milford, NJ –Engineer has provided preliminary plan set and is waiting approval of Utility Companies for proposed utility relocations. Meeting on October 28<sup>th</sup>. Engineer has provided preliminary plan set. Awaiting approval of Utility Companies for proposed utility relocations. An updated cost estimate will be requested as well as whether or not the utility work will be part of the grant construction or a separate contract(s).
- 7 Frenchtown, NJ –Bimonthly meetings will be held with the Borough to monitor the projects progress status. There were not significant changes in November.
- 8 Stockton, NJ – Needs re-authorization of plans from SHPO, anticipating advertisement for bids in January 2008. ROW issue has arisen regarding the ownership of the Bridge St. ROW. DRJTBC Attorney is reviewing this issue. A review meeting will be set up with the grantee. The Ferry St. project is completed.
- 9 Lambertville, NJ –The ribbon cutting ceremony planned for November 19<sup>th</sup> was cancelled at the request of Mayor David Del Vecchio due to inclement weather condition. The mapping for Quarry Street and Swan Street is complete and the traffic signal design is under review by NJDOT. The George St. plan is moving along and being reviewed by SHPO. The Traffic Calming project plans are also near completion and getting ready to bid in December. The City is contemplating submitting another grant application for the re-pavement of approximately 50 feet on Kline Court.
- 10 Ewing, NJ – The CAI department is received a new application to repave a number of streets within the Township. This application is under review and will be presented to the Commissioners for consideration.
- 11 Trenton, NJ – The final plans are completed and NJDOT indicated that the project is actually under budget as an \$800,000 retaining wall that was to be completed was deleted from the final plans. The agreement between the City of Trenton and the NJ DOT has not been completed due to disagreements on several terms of the contract. A meeting to discuss the status of this project will be scheduled in the near future.
- 12 Delaware Twp., NJ – Application submitted by Township for project on Lower Creek Road did not meet the funding characteristics of the CAI projects
- 13 Hopewell, NJ – A Contract Agreement has been sent to Hopewell for completion.
- 14 West Amwell Twp., NJ – Project 1 (Reconstruction of Lambertville-Rocktown Road, Section 11) preliminary plans were received last week and are under review. Project 2 (Extension of Reconstruction to Lambertville-Rocktown Road, Section 12) has been approved.
- 15 Holland, NJ – The Township has provided the required insurance, the agreement and Appendix B. These are all under review for final execution
- 16 Morrisville, PA – West Bridge St. plans are fine and waiting for Penn DOT HOP approval. Penn DOT requested that parking be restricted to one side of road due to pavement width.

## DELAWARE RIVER JOINT TOLL BRIDGE COMMISSION

**Meeting of December 17, 2007**

### *Current Action Items*

1. The CAI department to prepare an updated Powerpoint presentation for Commissioners' meeting. Highlight completed projects and schedule for remaining projects.
2. Due Diligence consultants are to attend meetings and follow up with grantees as required.

**DELAWARE RIVER JOINT TOLL BRIDGE COMMISSION**

**Meeting of December 17, 2007**

**PROFESSIONAL SERVICES COMMITTEE REPORT**

**GAETAN ALFANO (Chairman), (Pennsylvania)**

**BERNARD GRIGGS, (Pennsylvania)**

**THOMAS SUMNERS, (New Jersey)**

**HARRY ZIKAS, (New Jersey)**

There are not matters for the Professional Services Committee for review at this time.

\*\*\*

\*\*\*