

**DELAWARE RIVER**  
**JOINT TOLL BRIDGE COMMISSION**  
**MINUTES**  
**MEETING OF OCTOBER 29, 2007**

# DELAWARE RIVER JOINT TOLL BRIDGE COMMISSION

Meeting of October 29, 2007

## INDEX TO MINUTES

|   | PAGE  |
|---|-------|
| 1. Call to Order .....  | 1     |
| 2. Appearances .....  | 1 - 2 |
| 3. Roll Call.....   | 2     |
| 4. Welcoming Remarks of Chairman .....  | 2     |
| 5. Introduce any Comments from the Public .....   | 2     |
| 6. Oath of Office to Newly Appointed Commission Member for the Commonwealth of Pennsylvania-Melissa Heller.....                   | 2     |
| 7. Executive Director's Report .....  | 3 - 5 |
| 8. Approval of Minutes for Meeting held September 24, 2007 .....  | 5     |
| 10. Operations Report-Month of September and 2007.....  | 5 - 6 |
| 11. Compact Authorized Investment (CAI) Grant Award-Hopewell Township, NJ .....   | 6     |
| 12. Authorizing Dedication of Right-Of-Way to PennDot .....   | 6 - 9 |
| 13. Approval of Retiree Health Insurance Benefits-Robert Christine, Maintenance Worker I-I-78 Toll Bridge .....                   | 9     |
| 14. Approval of Retiree Health Insurance Benefits-Lester Kerstetter Toll Collector-I-78 Toll Bridge .....                         | 9     |
| 15. Approval of Retiree Health Insurance Benefits-Benedict Kinsley, JR., Bridge Officer-Calhoun Street Toll Supported Bridge..... | 10    |

# DELAWARE RIVER JOINT TOLL BRIDGE COMMISSION

Meeting of October 29, 2007

## INDEX TO MINUTES

|   | PAGE    |
|---|---------|
| 16. Appointment of Nancy Sherlock, to the Position<br>of Toll Collector-Trenton-Morrisville Toll Bridge.....                    | 10      |
| 17. Appointment of Amy Martinelli, to the Position of<br>Toll Collector-Delaware Water Toll Bridge.....                         | 11      |
| 18. Appointment of Holly Smith to the position<br>of Toll Collector-Portland Columbia Toll<br>Bridge .....                      | 11 - 12 |
| 19. Appointment of Raymond Davis, to the Position of<br>Toll Collector-Portland Columbia Toll Bridge.....                       | 12      |
| 20. Approval of Retiree Health Insurance Benefits-<br>Philip Beckett, Toll Collector-<br>New Hope-Lambertville Toll Bridge..... | 12 - 13 |
| 21. Create a One Position Classification of Director of<br>Electronic Surveillance.....   | 13      |
| 22. I-78 Roadway Rehabilitation Design, Approval<br>Of Consultant Agreement Modification No. 5 .....                            | 13 - 14 |
| 23. Milford-Montague Toll Bridge Rehabilitation<br>Award of Construction Contract.....  | 14      |
| 24. PSP Law Enforcement Services Intergovernmental<br>Agreement Extension.....  | 14 - 15 |
| 25. Approval for Payment of Invoices;<br>Wolff and Samson, NJ Labor Counsel .....   | 15      |
| 26. Approval for Payment of Invoices; Florio, Perrucci, Steinhardt<br>and Fader, NJ Legal Counsel .....                         | 15 - 16 |
| 27. Approval for Payment of Invoice;<br>Fox Rothschild, Pennsylvania Legal<br>Counsel .....                                     | 16      |

# DELAWARE RIVER JOINT TOLL BRIDGE COMMISSION

Meeting of October 29, 2007

## INDEX TO MINUTES

|   | PAGE    |
|---|---------|
| 28. Approval for Payment of Invoice;<br>Stradley Ronon, Pennsylvania<br>Legal Counsel ..... | 16 - 17 |
| 29. Introduce Any Comments From<br>the Public .....   | 17      |
| 30. Scheduling of the November 2007 Meeting .....   | 17      |
| 31. Adjournment .....   | 17      |



# **DELAWARE RIVER JOINT TOLL BRIDGE COMMISSION**

**Meeting of October 29, 2007**

## **CALL TO ORDER**

The Regular Monthly Meeting of the Delaware River Joint Toll Bridge Commission was Called to Order at the Operations/Maintenance Building, New Hope, Pennsylvania, on Monday, October 29, 2007 at 10:35 a.m., pursuant to notice properly forwarded to each member in compliance with the By-Laws. David DeGerolamo, Chairman, presided at this Meeting. The Commission met in Executive Session to discuss legal and personnel matters prior to this meeting.

## **APPEARANCES**

### **COMMISSION MEMBERS:**

Hon. Gaetan Alfano (Pennsylvania)  
Hon. David DeGerolamo (New Jersey)  
Hon. J. Alan Fowler (Pennsylvania) (Conference)  
Hon. Donald Hart (New Jersey)  
Hon. Melissa Heller (Pennsylvania)  
Hon. William Hodas (New Jersey)  
Hon. John Prevoznik (Pennsylvania) (Conference)  
Hon. Thomas Sumners, (New Jersey)  
Hon. Harry Zikas, Jr. (New Jersey) (Conference)

### **COMMISSION MEMBER ABSENT**

Hon. Bernard Griggs (Pennsylvania)

### **COMMISSION GENERAL COUNSEL:**

Marcel Groen, Fox Rothschild, Pennsylvania Legal Counsel  
Levin Czubaroff, Fox Rothschild, Pennsylvania Legal Counsel  
Mark Peck, Florio, Perrucci, Steinhardt and Fader (New Jersey Legal Counsel)

### **COMMISSION LABOR COUNSEL:**

Jonathan Bloom, Stradley Ronon, Pennsylvania Labor Counsel  
John Casey, Wolff and Samson, New Jersey Labor Counsel

### **GOVERNORS REPRESENTATIVES:**

James Carey, New Jersey Governor's Office  
B. J. Clark, Pennsylvania Governors Office

# **DELAWARE RIVER JOINT TOLL BRIDGE COMMISSION**

**Meeting of October 29, 2007**

## **REPRESENTING THE COMMISSION'S COMMUNICATIONS CONSULTANT: BELLEVUE COMMUNICATIONS**

Pete Peterson, Bellevue Communications

## **COMMISSION STAFF MEMBERS:**

Frank G. McCartney, Executive Director  
Frank J. Tolotta, Deputy Executive Director of Operations  
George Alexandridis, Chief Engineer  
Patrick Heron, Director of Human Resources  
Stephen Cathcart, Comptroller  
Linda Spalinski, Director of Community Affairs  
Richard McClellan, Assistant Director of Community Affairs

## **OTHERS:**

Kathy Diringer, NJDOT  
Curt Yeske, Trenton Times  
Herb Long, Jr., Legion Design  
Precious Petty, Express Times

## **ROLL CALL**

Frank G. McCartney, Executive Director, in his capacity as Secretary for this Meeting, called the Roll, and at the conclusion thereof, reported that there was a quorum present--there being four Members present from Pennsylvania and five Members present from New Jersey.

## **WELCOMING REMARKS OF CHAIRMAN**

Chairman DeGerolamo welcomed those persons whose identities are set forth hereinabove under "Appearances".

## **INTRODUCE ANY COMMENTS FROM THE PUBLIC**

Chairman DeGerolamo addressed the meeting and invited any comments from the Public or Press on items pertaining to today's Agenda.

## **OATH OF OFFICE TO NEWLY APPOINTED COMMISSION MEMBER FROM THE COMMONWEALTH OF PENNSYLVANIA – MELISSA HELLER**

Chairman DeGerolamo addressed the meeting and introduced Melissa Heller, newly appointed Commission Member from the Commonwealth of Pennsylvania. Chairman DeGerolamo then requested Marcel Groen, Pennsylvania Legal Counsel to issue the Oath of Office to Ms. Heller.

# **DELAWARE RIVER JOINT TOLL BRIDGE COMMISSION**

**Meeting of October 29, 2007**

## **EXECUTIVE DIRECTOR'S REPORT**

### **I-78**

Rehabilitation of the I-78 roadway on the New Jersey side began earlier this month. Signs have been posted advising motorists about the project and that construction crews are mobilizing.

The roadway will remain open during the construction. Plans call for three lanes in the peak travel direction to be maintained. The closure of one or two lanes for construction is anticipated to occur during off-peak travel periods. We are not anticipating any traffic impacts until at least December.

This project will fix the deteriorating conditions of the roadway. Heavy truck traffic has caused the roadway to settle and the concrete to crack.

I should also add that the project team held a very productive partnering session to kick-off the project and everyone is looking forward to a smooth project.

### **NEW HOPE-LAMBERTVILLE**

Last month Commissioners voted on a contract for repairs to the concrete apron of the New Hope-Lambertville Toll-Supported Bridge. I am happy to report today that the contractor has already mobilized and that inspections are expected to begin this week with construction following soon after.

The project includes repairing a 6-foot-by-3.5 foot section of deterioration of the concrete apron at the base of Pier 2, which is the second pier from the Pennsylvania side.

A recent inspection of the pier apron has determined that the current condition of the apron poses no threat to the stability of the bridge or the safety of the traveling public. The Commission is making improvements now to avoid possible deterioration of the apron during future flood events.

### **SCUDDER FALLS**

Some of you may have seen construction crews out on the Scudder Falls Bridge these past few weekends. Our maintenance teams have been working to repair potholes on the bridge. The right southbound lane has been closed on Saturdays during the repairs and our crews have reported only minor delays for the traveling public. Our crews expect to be out there for at least one or two more weekends.

We have advised motorists in advance of each day of work that they may encounter delays during this operation and should allow extra time for travel in the area. The State Police have been assisting in traffic control.



# **DELAWARE RIVER JOINT TOLL BRIDGE COMMISSION**

**Meeting of October 29, 2007**

## **MILFORD MONTAGUE**

Today you will be asked to vote to award the construction contract for the rehabilitation of the Milford Montague Toll Bridge.

The rehabilitation will include repainting the bridge and replacing the existing bridge deck, approach roadway pavements and toll plaza.

Construction is expected to begin by the end of this year.

## **CAI**

Also on today's agenda is the award of a \$645,390 Compact Authorized Investment grant to Hopewell Township, N.J. to help improve handicap accessibility at Washington Crossing State Park.

The grant will fund the construction of handicap ramps, a sidewalk, additional handicap parking spaces and a brick walkway connection between the parking area at Washington Crossing State Park and the Delaware and Raritan Canal towpath.

Since September 2005, the Commission has awarded more than \$35 million in CAI grants to nearly 30 municipalities to help fund a total of 55 separate projects.

The CAI program has proven successful in helping our community partners fund important improvements that they may not otherwise be able to afford. By improving access to the canal towpath, we are improving access to our river communities and our bridges.

## **DBIA**

I apologize if I already mentioned this, but it is such great news that I need to tell you again:

The Commission has been awarded the New York Tri State Region Project of the Year Award by the Design Build Institute of America for the successful installation of our EZ-Pass System.

This is a great honor for the Commission, and congratulations are in order all around.

As some of you may remember, one of the primary features of the early capital program was the deployment of an electronic toll collection system, E-ZPass, to reduce congestion and increase throughput on the Commission's toll bridges.

A very short time frame for deployment was required because the Commission had made a public commitment to not increase tolls, funding necessary to finance the overall capital program, until E-ZPass had been successfully deployed at each of the Commission's seven toll bridges.

Beginning in January 2002 with the issuance of an RFP for a Program Manager, the Commission put together a team of consultants, contractors, construction managers, system integrators and

## **DELAWARE RIVER JOINT TOLL BRIDGE COMMISSION**

### **Meeting of October 29, 2007**

customer service vendors, including STV, Transcore, ACS, The Washington Group, and Roadcon.

All team members were focused on implementing an electronic toll collection system in an expedited manner.

In 11 months, the Commission, as General Contractor, had two lanes of electronic toll collection operational at each of its seven toll facilities. Seven months later, the Commission had all 36 toll lanes at each of its seven toll facilities fully operational with EZ Pass only and mixed use.

This award recognizes the success of this project, and is something we should be extremely proud of.

### **APPROVAL OF MINUTES**

#### **FOR COMMISSION MEETING HELD SEPTEMBER 24, 2007**

##### **R: 1396-10-07 - ADM-01-10-07**

Chairman DeGerolamo addressed the meeting and invited the introduction of a Resolution approving the Minutes of the Commission Meeting held September 24, 2007.

At the conclusion of the review, Commissioner Hart and Commissioner Alfano seconded the adoption of the following Resolution:

**"RESOLVED**, by the Delaware River Joint Toll Bridge Commission, at its Regular Meeting assembled this 29th day of October 2007, that the Minutes of the Commission Meeting held September 24, 2007, be and the same hereby are approved."

Chairman DeGerolamo invited questions on the Resolution. No further questions were presented and the Resolution was unanimously adopted.

### **OPERATIONS REPORT-MONTH OF SEPTEMBER 2007**

##### **R: 1397-10-07 - ADM-02-10-07**

Chairman DeGerolamo addressed the meeting and asked if there were any questions on any of the reports contained in the "Operations Report".

At the conclusion of the review, Commissioner Fowler moved and Commissioner Hodas seconded the adoption of the following Resolution:

**"RESOLVED**, by the Delaware River Joint Toll Bridge Commission, at its Regular Meeting assembled this 29th day of October 2007, that the Commission, via this Resolution, acknowledges receipt, understanding and authorizes filing of the report entitled, 'Operations Report, Month of September 2007, as set forth in the Supplement to the Minutes of this Meeting.'"

## **DELAWARE RIVER JOINT TOLL BRIDGE COMMISSION**

**Meeting of October 29, 2007**

Chairman DeGerolamo invited questions on the Resolution. No questions were presented and the Resolution was unanimously adopted.

### **COMPACT AUTHORIZED INVESTMENT (CAI) GRANT AWARD-HOPEWELL TOWNSHIP, NJ**

**R: 1398-10-07 - ADM-03-10-07**

Chairman DeGerolamo addressed the meeting and asked the Commission Members if after their review, there were any questions.

At the conclusion of the review Commissioner Hart moved and Commissioner Alfano seconded the adoption of the following Resolution:

**"RESOLVED**, by the Delaware River Joint Toll Bridge Commission, at it's Regular Meeting assembled this 29th day of October 2007, that the Commission, via this Resolution, awards a grant to the not-to-exceed amount of \$645,390 to Hopewell Township, NJ pending execution of a Compact Authorized Investment Program Grant Agreement, and, identify the General Reserve Fund as the source of funds required for payment(s) to Hopewell Township, NJ for the completion of the improvement(s) based upon their application; and

**"FURTHER RESOLVED**, identify the General Reserve Fund as the source of funds required for all funds disbursed; and

**"FURTHER RESOLVED**, Executive Director is hereby authorized to approve and execute all documents/agreements on behalf of the DRJTBC; and

Chairman DeGerolamo invited questions on the Resolution, but no questions were presented. The Resolution was unanimously adopted.

### **AUTHORIZING DEDICATION OF RIGHT-OF-WAY TO PENNDOT**

**R: 1399-10-07 – PROP-01-10-07**

Chairman DeGerolamo addressed the Meeting and asked the Commission Members if, after their review, there were any questions.

Mr. Groen, Pennsylvania Legal Counsel addressed the meeting and said:

*"For the Commissioners information, there is a maintenance agreement that was drafted as part of this Agreement, stating that the Commission is not responsible for traffic signals at the sites, but the Commission will maintain the rest of the property."*

At the conclusion of the review Commissioner Hart moved and Commissioner Alfano seconded the adoption of the following Resolution:

# **DELAWARE RIVER JOINT TOLL BRIDGE COMMISSION**

## **Meeting of October 29, 2007**

**“RESOLVED** by the Delaware River Joint Toll Bridge Commission (the “Commission”), at its Regular Meeting assembled this 29th day of October, 2007, that the Commission approves the following Resolution; and

**“WHEREAS**, the Commission was created in accordance with Article I, Section 10, Clause 3 of the Constitution of the United States of America, the Congress of the United States of America has consented to the Compact by Acts approved August 30, 1935, August 4, 1947, March 31, 1952 and April 2, 1987, as a bi-state agency by an agreement between the Commonwealth of Pennsylvania and the State of New Jersey executed on December 19, 1934 by the Governor of the Commonwealth of Pennsylvania and executed on December 18, 1934 by the Governor of the State of New Jersey, as thereafter supplemented, modified and amended by supplemental agreements between the Commonwealth of Pennsylvania and the State of New Jersey from time to time (collectively, the “Compact”); and

**“WHEREAS**, the Commission is composed of ten (10) members, five (5) from the Commonwealth of Pennsylvania, who are citizens appointed by the Governor of the Commonwealth of Pennsylvania and serve at the pleasure of the Governor of the Commonwealth of Pennsylvania, and five (5) from the State of New Jersey, who are citizens appointed by the Governor of the State of New Jersey with the consent of the State Senate for three (3) year terms (collectively, the “Commissioners”); and

**“WHEREAS**, the Commission constitutes a public corporation instrumentality of the Commonwealth of Pennsylvania and the State of New Jersey; and

**“WHEREAS**, the laws of the Commonwealth of Pennsylvania and the State of New Jersey do not apply to the Commission unless complimentary legislation is enacted in both jurisdictions and approved by Congress; and

**“WHEREAS**, the Commonwealth of Pennsylvania has enacted a law, 36 P.S. § 3401, and the State of New Jersey has enacted a law, N.J.S.A. 32:9A-1, which allow the Commission to dispose of unneeded property; and

**“WHEREAS**, the Commission is the current owner of Parcel No. 602, including the Route 202 Spur, located in New Hope Borough, Bucks County, Pennsylvania (the “Property”); and

**“WHEREAS**, the Property is also located adjacent to Bucks County Tax Map Parcel No. 27-4-2(A) and Tax Map Parcel No. 27-4-2(B), located in New Hope Borough, Bucks County, Pennsylvania (the “Scannapieco Property”), which is owned by Scannapieco Development Corporation (“Scannapieco”); and

**“WHEREAS**, Scannapieco proposes to construct a residential development on the Scannapieco Property; and

**“WHEREAS**, Scannapieco originally proposed that access be provided to the residential development along Route 202, approximately 500 feet south of the Route 202 Spur; and

## DELAWARE RIVER JOINT TOLL BRIDGE COMMISSION

### Meeting of October 29, 2007

**‘WHEREAS**, the Borough of New Hope expressed a concern with Scannapieco’s proposed access and requested that Scannapieco investigate the possibility of relocating the proposed access across from the Route 202 Spur and install a traffic signal to facilitate pedestrian crossings; and

**“WHEREAS**, the Borough of New Hope agreed to maintain the proposed traffic signal and related roadway signage and pavement markings; and

**“WHEREAS**, the Commission received a letter from CMX (formerly Schoor DePalma), traffic engineering consultant for the Scannapieco Development Corporation, dated October 15, 2007, indicating that they have determined that the transfer of Right-of-Way will not impact the Commission’s ability to collect tolls at the New Hope-Lambertville Toll Bridge; and

**“WHEREAS**, in order to meet the Borough of New Hope’s request for location of the access to the proposed residential development on the Scannapieco Property, the Commission agreed to dedicate the Property to PennDOT and to continue to maintain the Property, excluding the proposed traffic signal and related roadway signage and pavement markings; and

**“WHEREAS**, the Commission seeks to dedicate the Property for a nominal fee to PennDOT, as more particularly set forth on the plan titled “Right-of-Way Acquisition Plan, US Route 202 Toll Road, Rabbit Run Preserve”, prepared by Schoor DePalma Engineers and Consultants, dated September 6, 2007 (the “ROW Plan”), a copy of which is attached hereto as Exhibit “A”; and

**“WHEREAS**, the Commission seeks to confirm its agreement with PennDOT and the Borough of New Hope, whereby the Commission will agree to continue to maintain the Property, excluding the proposed traffic signal and related roadway signage and pavement markings, after dedication of the Property to PennDOT, which maintenance shall include maintaining the grass and plantings and snow removal; and

**“WHEREAS**, the Commission’s maintenance responsibilities with regard to the Property shall be set forth in a Maintenance Agreement between the Commission and PennDOT, in accordance with the plan titled “Lower York Road (S.R. 0202) Jurisdictional Map”, prepared by Schoor DePalma Engineers and Consultants, dated September 7, 2007 (the “Jurisdictional Map”), a copy of which is attached hereto as Exhibit “B”; and

**“RESOLVED**, that dedication of the Property from the Commission to PennDOT is hereby ratified, approved, and confirmed; and

**“FURTHER RESOLVED**, that the Executive Director of the Commission is hereby authorized to execute all necessary documents which will facilitate the transfer of the Property from the Commission to PennDOT in accordance with the ROW Plan; and

**“FURTHER RESOLVED**, that the Executive Director of the Commission is hereby authorized to execute a Maintenance Agreement between the Commission and PennDOT confirming the maintenance responsibilities set forth on the Jurisdictional Map.”

## **DELAWARE RIVER JOINT TOLL BRIDGE COMMISSION**

### **Meeting of October 29, 2007**

Chairman DeGerolamo invited questions on the Resolution, but no questions were presented. The Resolution was unanimously adopted.

#### **APPROVAL OF RETIREE HEALTH INSURANCE BENEFITS-ROBERT CHRISTINE, MAINTENANCE WORKER I, I-78 TOLL BRIDGE**

**R:1400-10-07 – HR-01-10-07**

Chairman DeGerolamo addressed the Meeting and asked the Commission Members if, after their review, there were any questions.

At the conclusion of the review Commissioner Hodas moved and Commissioner Hart seconded the adoption of the following Resolution:

**"RESOLVED**, By The Delaware River Joint Toll Bridge Commission, at it's Regular Meeting Assembled this 29th day of October 2007, that the Commission, approves payment of retirement benefits to Robert Christine who plans to retire January 26, 2008 subject to timely and continuing receipt of applicable retiree co-payment."

Chairman DeGerolamo invited questions on the Resolution. No questions were presented, and the Resolution was unanimously adopted.

#### **APPROVAL OF RETIREE HEALTH INSURANCE BENEFITS-LESTER KERSTETTER, TOLL CORPORAL I-78**

**R:1401-10-07 – HR-02-10-07**

Chairman DeGerolamo addressed the Meeting and asked the Commission Members if, after their review, there were any questions.

At the conclusion of the review Commissioner Fowler moved and Commissioner Alfano seconded the adoption of the following Resolution:

**"RESOLVED**, By The Delaware River Joint Toll Bridge Commission, at it's Regular Meeting Assembled this 29th day of October 2007, that the Commission, approves payment of retirement benefits to Lester Kerstetter who plans to retire February 1, 2008 subject to timely and continuing receipt of applicable retiree co-payment."

Chairman DeGerolamo invited questions on the Resolution. No questions were presented, and the Resolution was unanimously adopted.

## **DELAWARE RIVER JOINT TOLL BRIDGE COMMISSION**

**Meeting of October 29, 2007**

### **APPROVAL OF RETIREE HEALTH INSURANCE BENEFITS-BENEDICT KINSLEY, JR., BRIDGE OFFICER, CALHOUN STREET TOLL SUPPORTED BRIDGE**

**R:1402-10-07 – HR-03-10-07**

Chairman DeGerolamo addressed the Meeting and asked the Commission Members if, after their review, there were any questions.

At the conclusion of the review Commissioner Fowler moved and Commissioner Prevoznik seconded the adoption of the following Resolution:

**"RESOLVED**, By The Delaware River Joint Toll Bridge Commission, at it's Regular Meeting Assembled this 29th day of October 2007, that the Commission, approves payment of retirement benefits to Benedict Kinsley who plans to retire February 10, 2008 subject to timely and continuing receipt of applicable retiree co-payment."

Chairman DeGerolamo invited questions on the Resolution. No questions were presented, and the Resolution was unanimously adopted.

### **APPOINTMENT OF NANCY SHERLOCK TO THE POSITION OF TOLL COLLECTOR-TRENTON-MORRISVILLE TOLL BRIDGE**

**R:1403-10-07 – HR-04-10-07**

Chairman DeGerolamo addressed the Meeting and asked the Commission Members if, after their review, there were any questions.

At the conclusion of the review Commissioner Hart moved and Commissioner Hodas seconded the adoption of the following Resolution:

**"RESOLVED**, by the Delaware River Joint Toll Bridge Commission, at it's Regular Meeting assembled this 29th day of October 2007, that the Commission, via this Resolution, authorizes the appointment of Nancy Sherlock, to the position of Toll Collector, Trenton-Morrisville Toll Bridge, with compensation fixed at \$34,597 per annum, which is the minimum step in range for the Toll Collector position (\$34,597-\$44,156), pending satisfactory completion of the required personnel processing; and

**"RESOLVED**, that the Commission authorizes the Executive Director to effect the employment of Nancy Sherlock to the Toll Collector position, pending satisfactory completion of the required personnel processing."

Chairman DeGerolamo invited questions on the Resolution, but no questions were presented. The Resolution was unanimously adopted.

# **DELAWARE RIVER JOINT TOLL BRIDGE COMMISSION**

**Meeting of October 29, 2007**

## **APPOINTMENT OF AMY MARTINELLI, TO THE POSITION OF TOLL COLLECTOR-DELAWARE WATER GAP TOLL BRIDGE**

**R:1404-10-07 – HR-05-10-07**

Chairman DeGerolamo addressed the Meeting and asked the Commission Members if, after their review, there were any questions.

At the conclusion of the review Commissioner Fowler moved and Commissioner Hodas seconded the adoption of the following Resolution:

**"RESOLVED**, by the Delaware River Joint Toll Bridge Commission, at it's Regular Meeting assembled this 29th day of October 2007, that the Commission, via this Resolution, authorizes the appointment of Amy Martinelli to the position of Toll Collector, Delaware Water Gap Toll Bridge-with compensation fixed at \$34,597 per annum, which is the minimum step in range for the Toll Collector position (\$34,597-\$44,156), pending satisfactory completion of the required personnel processing; and

**"RESOLVED**, that the Commission authorizes the Executive Director to effect the employment of Amy Martinelle to the Toll Collector position, pending satisfactory completion of the required personnel processing."

Chairman DeGerolamo invited questions on the Resolution. Commissioner Prevoznik addressed the meeting and requested to be recorded as abstaining from the vote. No questions were presented, and the Resolution was adopted.

## **APPOINTMENT OF HOLLY SMITH TO THE POSITION OF TOLL COLLECTOR-PORTLAND-COLUMBIA TOLL BRIDGE**

**R:1405-10-07 – HR-06-10-07**

Chairman DeGerolamo addressed the Meeting and asked the Commission Members if, after their review, there were any questions.

At the conclusion of the review Commissioner Fowler moved and Commissioner Hodas seconded the adoption of the following Resolution:

**"RESOLVED**, by the Delaware River Joint Toll Bridge Commission, at it's Regular Meeting assembled this 29th day of October 2007, that the Commission, via this Resolution, authorizes the appointment of Holly Smith, to the position of Toll Collector, Portland-Columbia Toll Bridge with compensation fixed at \$34,597 per annum, which is the minimum step in range for the Bridge Officer position (\$34,597-44,156), pending satisfactory completion of the required personnel processing; and



## **DELAWARE RIVER JOINT TOLL BRIDGE COMMISSION**

### **Meeting of October 29, 2007**

**“RESOLVED**, that the Commission authorizes the Executive Director to effect the employment of Holly Smith, to the Toll Collector position, pending satisfactory completion of the required personnel processing.”

Chairman DeGerolamo invited questions on the Resolution, but no questions were presented. The Resolution was unanimously adopted.

### **APPOINTMENT OF RAYMOND DAVIS, TO THE POSITION OF TOLL COLLECTOR-PORTLAND-COLUMBIA TOLL BRIDGE**

**R:1406-10-07 – HR-07-10-07**

Chairman DeGerolamo addressed the Meeting and asked the Commission Members if, after their review, there were any questions.

At the conclusion of the review Commissioner Hodas moved and Commissioner Hart seconded the adoption of the following Resolution:

**"RESOLVED**, by the Delaware River Joint Toll Bridge Commission, at it's Regular Meeting assembled this 29th day of October 2007, that the Commission, via this Resolution, authorizes the appointment of Raymond Davis, to the position of Toll Collector Portland Columbia Toll Bridge with compensation fixed at \$34,597 per annum, which is the minimum step in range for the Bridge Officer position (\$34,597-44,156), pending satisfactory completion of the required personnel processing; and

**“RESOLVED**, that the Commission authorizes the Executive Director to effect the employment of Raymond Davis, to the Toll Collector position, pending satisfactory completion of the required personnel processing.”

Chairman DeGerolamo invited questions on the Resolution, but no questions were presented. The Resolution was unanimously adopted.

### **APPROVAL OF RETIREE HEALTH INSURANCE BENEFITS-PHILIP BECKETT, TOLL COLLECTOR, NEW HOPE-LAMBERTVILLE TOLL BRIDGE**

**R:1407-10-07 – HR-08-10-07**

Chairman DeGerolamo addressed the Meeting and asked the Commission Members if, after their review, there were any questions.

At the conclusion of the review Commissioner Fowler moved and Commissioner Hart seconded the adoption of the following Resolution:

**"RESOLVED**, By The Delaware River Joint Toll Bridge Commission, at it's Regular Meeting Assembled this 29th day of October 2007, that the Commission, approves payment of retirement

## **DELAWARE RIVER JOINT TOLL BRIDGE COMMISSION**

### **Meeting of October 29, 2007**

benefits to Philip Beckett who plans to retire on or about March 1, 2008 subject to timely and continuing receipt of applicable retiree co-payment.”

Chairman DeGerolamo invited questions on the Resolution. No questions were presented, and the Resolution was unanimously adopted.

### **CREATE A ONE POSITION CLASSIFICATION OF DIRECTOR OF ELECTRONIC SECURITY & SURVEILLANCE**

#### **R:1408-10-07 – HR-09-10-07**

Chairman DeGerolamo addressed the Meeting and asked the Commission Members if, after their review, there were any questions.

At the conclusion of the review Commissioner Hart moved and Commissioner Hodas seconded the adoption of the following Resolution:

**"RESOLVED**, by the Delaware River Joint Toll Bridge Commission, at its Regular Meeting assembled this 29th day of October 2007, that the Commission, via this Resolution, authorizes the Executive Director to create a one position classification of Director of Electronic Security & Surveillance at a Salary Range \$80,407 to \$99,918.”

Chairman DeGerolamo invited questions on the Resolution, but no questions were presented. The Resolution was unanimously adopted.

### **I-78 ROADWAY REHABILITATION DESIGN, APPROVAL OF CONSULTANT AGREEMENT MODIFICATION NO. 5**

#### **R:1409-10-07 – ENG-01-10-07**

Chairman DeGerolamo addressed the Meeting and asked the Commission Members if, after their review, there were any questions.

At the conclusion of the review Commissioner Hart moved and Commissioner Alfano seconded the adoption of the following Resolution:

**"RESOLVED**, by the Delaware River Joint Toll Bridge Commission, at its Regular Meeting assembled this 29th day of October 2007, that the Commission, via this Resolution, authorizes the Executive Director to execute Agreement Modification No. 5 in the amount of \$105,136.54 and increase the total contract value for the I-78 Roadway Rehabilitation Design, Contract C-424A from a not-to-exceed amount of \$2,809,246.11 to \$2,914,382.65 an increase of 3.74%,; and

**"FURTHER RESOLVED**, identify the General Reserve Fund as the source of funds required for payment of any invoices; and

## **DELAWARE RIVER JOINT TOLL BRIDGE COMMISSION**

**Meeting of October 29, 2007**

**“FURTHER RESOLVED**, the Executive Director is hereby authorized to approve and execute Modification No. 5 on behalf of the DRJTBC.”

Chairman DeGerolamo invited questions on the Resolution. No questions were presented, and the Resolution was unanimously adopted.

### **MILFORD-MONTAGUE TOLL BRIDGE REHABILITATION, AWARD OF CONSTRUCTION CONTRACT**

**R:1410-10-07 – ENG-02-10-07**

Chairman DeGerolamo addressed the Meeting and asked the Commission Members if, after their review, there were any questions.

At the conclusion of the review Commissioner Hodas moved and Commissioner Alfano seconded the adoption of the following Resolution:

**"RESOLVED**, by the Delaware River Joint Toll Bridge Commission, at its Regular Meeting assembled this 29th day of October 2007 that the Commission, via this Resolution, awards the Milford-Montague Toll Bridge Rehabilitation, Contract No. T-430A, to the lowest responsible bidder, IEW Construction Group of Trenton, New Jersey for a amount of \$15,219,728.90, pending review by Commission Legal Counsel; and

**“FURTHER RESOLVED**, identify the General Reserve Fund as the source of funds required for payment of any invoices; and

**“FURTHER RESOLVED**, the Executive Director is hereby authorized to approve and execute all necessary contracts on behalf of the DRJTBC.”

Chairman DeGerolamo invited questions on the Resolution. No questions were presented, and the Resolution was unanimously adopted.

### **PSP LAW ENFORCEMENT SERVICES INTERGOVERNMENTAL AGREEMENT EXTENSION**

**R:1411-10-07 – PROF-01-10-07**

Chairman DeGerolamo addressed the Meeting and asked the Commission Members if, after their review, there were any questions.

Vice Chairman Alfano addressed the meeting and recused himself from this vote. He then stated for the record, the basis of his recusal is as an attorney in private practice, he represents the Pennsylvania State Police.

At the conclusion of the review Commissioner Hart and Commissioner Heller seconded the adoption of the following Resolution:

## **DELAWARE RIVER JOINT TOLL BRIDGE COMMISSION**

### **Meeting of October 29, 2007**

**"RESOLVED**, by the Delaware River Joint Toll Bridge Commission, at it's Regular Meeting assembled this 29th day of October 2007, that the Commission, via this Resolution, authorizes the Executive Director to sign the extension agreement for services with the Pennsylvania State Police Extending the current agreement scheduled to expire on February 29, 2008 to an expiration date of June 30, 2008; and

Chairman DeGerolamo invited questions on the Resolution. No further questions were presented, and the Resolution was adopted.

### **APPROVAL FOR PAYMENT OF INVOICES WOLFF AND SAMSON, NJ LABOR COUNSEL**

#### **R: 1412-10-07 - ACCT-01-10-07**

Chairman DeGerolamo addressed the meeting and asked the Commission Members if, after their review, there were any questions.

At the conclusion of the review Commissioner Hart moved and Commissioner Heller seconded the adoption of the following Resolution:

**"RESOLVED**, by the Delaware River Joint Toll Bridge Commission, at it's Regular Meeting assembled this 29th day of October 2007, that the Commission, via this Resolution, authorizes approval for payment of invoices dated September 18, 2007 and October 5, 2007 for a total amount due of \$2,372.68 for additional Labor Counsel work; and

**"FURTHER RESOLVED**, the Operating Fund and General Reserve Fund as the source of funds required for any and all disbursements."

Chairman DeGerolamo invited questions on the Resolution, but no questions were presented. The Resolution was unanimously adopted.

### **APPROVAL FOR PAYMENT OF INVOICES FLORIO, PERRUCCI, STEINHARDT AND FADER**

#### **R: 1413-10-07 - ACCT-02-10-07**

Chairman DeGerolamo addressed the meeting and asked the Commission Members if, after their review, there were any questions.

At the conclusion of the review Commissioner Hart moved and Commissioner Heller seconded the adoption of the following Resolution:

**"RESOLVED**, by the Delaware River Joint Toll Bridge Commission, at it's Regular Meeting assembled this 29th day of October 2007, that the Commission, via this Resolution, authorizes approval for payment of invoice date May 4, 2007 to Florio, Perrucci, Steinhardt and Fader, an amount due of \$180.00 for out of retainer payments for major tasks-Extra Monthly Services; and

## **DELAWARE RIVER JOINT TOLL BRIDGE COMMISSION**

### **Meeting of October 29, 2007**

**"FURTHER RESOLVED**, the Operating Fund as the source of funds required for any and all disbursements."

Chairman DeGerolamo invited questions on the Resolution, but no questions were presented. The Resolution was unanimously adopted.

#### **APPROVAL FOR PAYMENT OF INVOICE FOX ROTHSCHILD, PENNSYLVANIA LEGAL COUNSEL**

**R: 1414-10-07 - ACCT-03-10-07**

Chairman DeGerolamo addressed the meeting and asked the Commission Members if, after their review, there were any questions.

At the conclusion of the review Commissioner Hart moved and Commissioner Heller seconded the adoption of the following Resolution:

**"RESOLVED**, by the Delaware River Joint Toll Bridge Commission, at it's Regular Meeting assembled this 29th day of October 2007, that the Commission, via this Resolution authorizes approval for payment of invoices dated September 17, 2007 for a total amount due of \$9,974.14, for Professional Services Rendered to Fox Rothschild, PA Legal Counsel; and

**"FURTHER RESOLVED**, identifies the Operating Fund as the source of funds required for any and all disbursements."

Chairman DeGerolamo invited questions on the Resolution, but no questions were presented. The Resolution was unanimously adopted.

#### **APPROVAL FOR PAYMENT OF INVOICE STRADLEY RONON, PENNSYLVANIA LEGAL COUNSEL**

**R: 1415-10-07 - ACCT-04-10-07**

Chairman DeGerolamo addressed the meeting and asked the Commission Members if after their review, there were any questions.

At the conclusion of the review Commissioner Hart moved and Commissioner Heller seconded the adoption of the following Resolution:

**"RESOLVED**, by the Delaware River Joint Toll Bridge Commission, at it's Regular Meeting assembled this 29th day of October 2007, that the Commission, via this Resolution authorizes approval for payment of invoices dated September 26, 2007 in a total amount of \$1,982.78 for Professional Services Rendered for period August 2007 through August 31, 2007 to Stradley Ronon, PA Labor Counsel; and

## DELAWARE RIVER JOINT TOLL BRIDGE COMMISSION

### Meeting of October 29, 2007

**"FURTHER RESOLVED,** identifies the Operating Fund as the source of funds required for any and all disbursements."

Chairman DeGerolamo invited questions on the Resolution, but no questions were presented. The Resolution was unanimously adopted.

### INTRODUCE ANY COMMENTS FROM THE PUBLIC

Chairman DeGerolamo addressed the meeting and invited any comments from the Public or Press.

### SCHEDULING OF THE NOVEMBER 2007 MEETING

Chairman DeGerolamo addressed the Meeting and stated that the Commission's next meeting will be held November 19, 2007.

The Meeting will be called to Order at 10:30 a.m. in the Directors' Room adjacent to the Operations/Maintenance Building, New Hope, Pennsylvania, on Monday, November 19, 2007.

Executive Director McCartney assured the Commission Members that an "Official Notice of Meeting" would be forwarded to each and every Member of the Commission.

### ADJOURNMENT

Chairman DeGerolamo invited a motion for Adjournment.

Commissioner Alfano then moved that the Meeting be adjourned and Commissioner Hodas seconded the motion. The voice vote was unanimously affirmative and the Meeting was adjourned at 11:35 A.m., Monday, October 29, 2007.

Prepared and submitted by:



WENDY VADOLA READING  
Assistant Secretary Treasurer to the Commission

Approved by:



FRANK G. McCARTNEY  
Executive Director



**DELAWARE RIVER JOINT TOLL BRIDGE COMMISSION**

**Meeting of October 29, 2007**

**FINANCE, INSURANCE AND MANAGEMENT OPERATIONS  
COMMITTEE REPORT**

**DONALD HART (Chairman), (New Jersey)**

**HARRY ZIKAS, (New Jersey)**

**VACANCY, (Pennsylvania)**

**J. ALAN FOWLER, (Pennsylvania)**

The following pages reflect a report on those items assigned to the Finance, Insurance and Management Committee.

Each item is reported separately and page numbered accordingly hereunder.

\*\*\*



**DELAWARE RIVER JOINT TOLL BRIDGE COMMISSION**

**Meeting of October 29, 2007**

| <b>SUBJECT</b>    | <b>DESCRIPTION</b>   | <b>PAGE<br/>NUMBER</b> |
|-------------------|--|------------------------|
| <b>Accounting</b> | <b>Status of Cash Balances at September 30,<br/>2007</b>   | <b>1</b>               |
| <b>Accounting</b> | <b>Status of Bond Retirement at September 30,<br/>2007</b>   | <b>2</b>               |
| <b>Accounting</b> | <b>Status of Investments at<br/>September 30, 2007</b>   | <b>3-15</b>            |
| <b>Accounting</b> | <b>Status of Toll Traffic and Revenue &amp;<br/>Toll Supported Traffic Month of September<br/>2007 Compared with Month of September<br/>2006</b>                       | <b>16-28</b>           |
| <b>Accounting</b> | <b>Statistical Summary of Expenditures on Toll<br/>Bridges and Toll Supported Bridges<br/>Accounts for the Period September 1, 2007<br/>through September 30, 2007</b> | <b>29-41</b>           |
| <b>Accounting</b> | <b>Statement of Revenue and Expenses; Nine<br/>Month Period ending September 30, 2007</b>  | <b>42</b>              |
| <b>Accounting</b> | <b>Comparative Analysis of Toll Overages and<br/>Shortages Month of September 2007</b>   | <b>43</b>              |
|                   |  |                        |
|                   |  |                        |

**DELAWARE RIVER JOINT TOLL BRIDGE COMMISSION**

**Meeting of October 29, 2007**

**There follows Cash Balances of the Commission at September 30, 2007 for the  
information and review of the Members:**

**COMMISSION CASH DEPOSITS**

Wachovia Bank

|              |           |
|--------------|-----------|
| Revenue Fund | 3,259,396 |
|--------------|-----------|

|              |        |
|--------------|--------|
| Payroll Fund | 91,568 |
|--------------|--------|

|              |                     |
|--------------|---------------------|
| <b>TOTAL</b> | <b>\$ 3,350,964</b> |
|--------------|---------------------|

**CASH DEPOSIT GUARANTEES**

**WACHOVIA BANK**

WACHOVIA BANK  
PA ACT 72

FULL BALANCE

WACHOVIA BANK

**DELAWARE RIVER JOINT TOLL BRIDGE COMMISSION**

Meeting of October 29, 2007

**STATUS OF BRIDGE SYSTEM REVENUE BONDS at September 30, 2007**

| Maturity | SERIES 2003 |                  |                    |  | SERIES 2005A |                  |                    |  | SERIES 2007A |                  |                    |  | SERIES 2007B |                  |                    |  | Total         |                       |
|----------|-------------|------------------|--------------------|--|--------------|------------------|--------------------|--|--------------|------------------|--------------------|--|--------------|------------------|--------------------|--|---------------|-----------------------|
|          | Yield       | Principal Amount | Maturities & Calls |  | Yield        | Principal Amount | Maturities & Calls |  | Yield        | Principal Amount | Maturities & Calls |  | Yield        | Principal Amount | Maturities & Calls |  | Average Yield | Remaining Outstanding |
| 7/1/2003 | 1.25%       | \$ 3,010,000     | \$ 3,010,000       |  |              | N/A              |                    |  |              | N/A              |                    |  |              | N/A              |                    |  |               | -                     |
| 7/1/2004 | 1.58%       | 4,330,000        | 4,330,000          |  |              | N/A              |                    |  |              | N/A              |                    |  |              | N/A              |                    |  |               | -                     |
| 7/1/2005 | 1.84%       | 4,455,000        | 4,455,000          |  | 2.35%        | \$ 330,000       | \$ 330,000         |  |              | N/A              |                    |  |              | N/A              |                    |  |               | -                     |
| 7/1/2006 | 2.23%       | 4,635,000        | 4,635,000          |  | 2.50%        | 895,000          | 895,000            |  |              | N/A              |                    |  |              | N/A              |                    |  |               | -                     |
| 7/1/2007 | 2.65%       | 4,865,000        | 4,865,000          |  | 2.76%        | 930,000          | 930,000            |  |              | N/A              |                    |  |              | N/A              |                    |  |               | -                     |
| 7/1/2008 | 3.09%       | 5,115,000        |                    |  | 2.90%        | 965,000          |                    |  | 3.53%        | \$ 470,000       |                    |  | 4.23%        | \$ 3,350,000     |                    |  | 3.48%         | \$ 9,900,000          |
| 7/1/2009 | 3.46%       | 5,370,000        |                    |  | 3.06%        | 1,005,000        |                    |  | 3.53%        | 1,615,000        |                    |  | 4.23%        | 3,350,000        |                    |  | 3.66%         | 11,340,000            |
| 7/1/2010 | 3.76%       | 5,635,000        |                    |  | 3.23%        | 1,045,000        |                    |  | 3.53%        | 1,410,000        |                    |  | 4.23%        | 3,650,000        |                    |  | 3.83%         | 11,740,000            |
| 7/1/2011 | 3.99%       | 5,930,000        |                    |  | 3.39%        | 1,095,000        |                    |  | 3.54%        | 1,545,000        |                    |  | 4.23%        | 3,850,000        |                    |  | 3.96%         | 12,420,000            |
| 7/1/2012 | 4.16%       | 6,245,000        |                    |  | 3.53%        | 1,150,000        |                    |  | 3.56%        | 1,670,000        |                    |  | 4.23%        | 3,950,000        |                    |  | 4.05%         | 13,015,000            |
| 7/1/2013 | 4.30%       | 6,580,000        |                    |  | 3.66%        | 1,210,000        |                    |  | 3.58%        | 1,660,000        |                    |  | 4.23%        | 4,200,000        |                    |  | 4.13%         | 13,650,000            |
| 7/1/2014 | 4.91%       | 6,915,000        | 3,920,000          |  | 3.76%        | 5,000,000        |                    |  | 3.62%        | 1,450,000        |                    |  | 4.23%        | 4,350,000        |                    |  | 4.14%         | 13,795,000            |
| 7/1/2015 | 4.67%       | 7,270,000        | 4,125,000          |  | 3.85%        | 5,220,000        |                    |  | 3.66%        | 1,920,000        |                    |  | 4.23%        | 4,450,000        |                    |  | 4.12%         | 14,735,000            |
| 7/1/2016 | 4.94%       | 7,665,000        | 4,345,000          |  | 3.96%        | 5,540,000        |                    |  | 3.73%        | 1,760,000        |                    |  | 4.23%        | 4,800,000        |                    |  | 4.23%         | 15,420,000            |
| 7/1/2017 | 4.98%       | 8,060,000        | 4,570,000          |  | 4.02%        | 5,835,000        |                    |  | 3.80%        | 2,000,000        |                    |  | 4.23%        | 4,950,000        |                    |  | 4.26%         | 16,275,000            |
| 7/1/2018 | 4.94%       | 8,490,000        | 4,815,000          |  | 4.04%        | 6,155,000        |                    |  | 3.88%        | 2,010,000        |                    |  | 4.23%        | 5,250,000        |                    |  | 4.27%         | 17,090,000            |
| 7/1/2019 | 4.99%       | 5,060,000        | 5,060,000          |  | 4.09%        | 6,480,000        |                    |  | 3.96%        | 2,135,000        |                    |  | 4.23%        | 5,450,000        |                    |  | 4.12%         | 14,065,000            |
| 7/1/2020 | 4.96%       | 5,330,000        | 5,330,000          |  | 4.13%        | 6,840,000        |                    |  | 4.03%        | 2,275,000        |                    |  | 4.23%        | 5,650,000        |                    |  | 4.15%         | 14,765,000            |
| 7/1/2021 | 4.98%       | 5,610,000        |                    |  | 4.14%        | 1,825,000        |                    |  | 4.08%        | 2,260,000        |                    |  | 4.23%        | 5,950,000        |                    |  | 4.47%         | 15,645,000            |
| 7/1/2022 | 5.03%       | 5,890,000        |                    |  | 4.19%        | 1,920,000        |                    |  | 4.12%        | 2,400,000        |                    |  | 4.23%        | 6,250,000        |                    |  | 4.50%         | 16,460,000            |
| 7/1/2023 | 5.07%       | 6,185,000        |                    |  | 4.23%        | 2,020,000        |                    |  | 4.17%        | 2,490,000        |                    |  | 4.23%        | 6,550,000        |                    |  | 4.52%         | 17,245,000            |
| 7/1/2024 | 5.10%       | 6,495,000        |                    |  | 4.35%        | 2,125,000        |                    |  | 4.21%        | 2,640,000        |                    |  | 4.23%        | 6,800,000        |                    |  | 4.55%         | 18,060,000            |
| 7/1/2025 | 5.14%       | 6,815,000        |                    |  | 4.35%        | 2,235,000        |                    |  | 4.25%        | 2,710,000        |                    |  | 4.23%        | 7,150,000        |                    |  | 4.58%         | 18,910,000            |
| 7/1/2026 | 5.14%       | 7,160,000        |                    |  | 4.67%        | 2,345,000        |                    |  | 4.27%        | 2,855,000        |                    |  | 4.23%        | 7,450,000        |                    |  | 4.62%         | 19,810,000            |
| 7/1/2027 | 5.14%       | 7,520,000        |                    |  | 4.67%        | 2,450,000        |                    |  | 4.30%        | 2,925,000        |                    |  | 4.23%        | 7,800,000        |                    |  | 4.62%         | 20,695,000            |
| 7/1/2028 | 5.14%       | 7,895,000        |                    |  | 4.67%        | 2,560,000        |                    |  | 4.35%        | 3,050,000        |                    |  | 4.23%        | 8,200,000        |                    |  | 4.63%         | 21,705,000            |
| 7/1/2029 | N/A         | N/A              |                    |  | 4.67%        | 2,675,000        |                    |  | 4.35%        | 3,200,000        |                    |  | 4.23%        | 8,550,000        |                    |  | 4.34%         | 14,425,000            |
| 7/1/2030 | N/A         | N/A              |                    |  | 4.67%        | 2,795,000        |                    |  | 4.35%        | 3,375,000        |                    |  | 4.23%        | 8,900,000        |                    |  | 4.34%         | 15,070,000            |
| 7/1/2031 | N/A         | N/A              |                    |  |              | N/A              |                    |  | 4.35%        | 3,475,000        |                    |  | 4.23%        | 9,350,000        |                    |  | 4.26%         | 12,825,000            |
| 7/1/2032 | N/A         | N/A              |                    |  |              | N/A              |                    |  | 4.39%        | 3,595,000        |                    |  | 4.23%        | 9,800,000        |                    |  | 4.27%         | 13,395,000            |
| 7/1/2033 | N/A         | N/A              |                    |  |              | N/A              |                    |  | 4.39%        | 14,000,000       |                    |  |              | N/A              |                    |  | 4.39%         | 14,000,000            |
| 7/1/2034 | N/A         | N/A              |                    |  |              | N/A              |                    |  | 4.39%        | 14,700,000       |                    |  |              | N/A              |                    |  | 4.39%         | 14,700,000            |
| 7/1/2035 | N/A         | N/A              |                    |  |              | N/A              |                    |  | 4.39%        | 15,435,000       |                    |  |              | N/A              |                    |  | 4.39%         | 15,435,000            |
| 7/1/2036 | N/A         | N/A              |                    |  |              | N/A              |                    |  | 4.60%        | 16,205,000       |                    |  |              | N/A              |                    |  | 4.60%         | 16,205,000            |
| 7/1/2037 | N/A         | N/A              |                    |  |              | N/A              |                    |  | 4.60%        | 16,935,000       |                    |  |              | N/A              |                    |  | 4.60%         | 16,935,000            |
|          |             | \$ 158,530,000   | \$ 53,460,000      |  |              | \$ 72,645,000    | \$ 2,155,000       |  |              | \$ 134,170,000   | \$ -               |  |              | \$ 150,000,000   | \$ -               |  |               | \$ 459,730,000        |

**DELAWARE RIVER JOINT TOLL BRIDGE COMMISSION**

**Meeting of October 29, 2007**

**INVESTMENTS**

There follows an analysis of investments for the month of September 30, 2007.

**OPERATING FUND**

No Activity

**RESERVE MAINTENANCE FUND**

No Activity

**DEBT SERVICE FUND**

No Activity

**DEBT SERVICE RESERVE FUND SERIES 2003**

No Activity

**DEBT SERVICE RESERVE FUND SERIES 2005**

No Activity

**DEBT SERVICE RESERVE FUND SERIES 2007**

No Activity

**GENERAL RESERVE FUND**

No Activity

**CONSTRUCTION FUND SERIES 2003**

No Activity

**CONSTRUCTION FUND SERIES 2005**

No Activity

**CONSTRUCTION FUND SERIES 2007**

No Activity

**Delaware River Joint Toll Bridge Commission**  
**Operating Fund**  
Investments at September 30, 2007

| <b>Par Value</b>       | <b>Security Description</b> | <b>Rate</b> | <b>Maturity Date</b> | <b>Cost</b>            | <b>Market Value</b>    | <b>Yield</b> | <b>Percentage of Assets</b> |
|------------------------|-----------------------------|-------------|----------------------|------------------------|------------------------|--------------|-----------------------------|
| \$ 1,000,000.00        | FHLB                        | 5.26%       | 19-Oct-07            | \$ 1,000,000.00        | \$ 1,000,000.00        | 5.26%        | 26.54%                      |
| 1,700,000.00           | FHLB                        | 5.20%       | 23-Apr-08            | 1,699,830.00           | 1,700,527.00           | 5.21%        | 45.12%                      |
| 1,000,000.00           | FHLMC                       | 5.27%       | 25-Apr-08            | 1,000,000.00           | 1,000,290.00           | 5.27%        | 26.54%                      |
| 67,898.13              | MONEY MKT                   | 3.66%       | 1-Oct-07             | 67,898.13              | 67,898.13              | 3.66%        | 1.80%                       |
| <b>\$ 3,767,898.13</b> | <b>Total Portfolio</b>      |             |                      | <b>\$ 3,767,728.13</b> | <b>\$ 3,768,715.13</b> | <b>5.21%</b> | <b>100.00%</b>              |

**Delaware River Joint Toll Bridge Commission**  
**Reserve Maintenance Fund**  
**Investments at September 30, 2007**

| <b>Par Value</b>       | <b>Security Description</b> | <b>Rate</b> | <b>Maturity Date</b> | <b>Cost</b>            | <b>Market Value</b>    | <b>Yield</b> | <b>Percentage of Assets</b> |
|------------------------|-----------------------------|-------------|----------------------|------------------------|------------------------|--------------|-----------------------------|
| \$ 1,100,000.00        | FHLB                        | 5.20%       | 23-Apr-08            | \$ 1,099,890.00        | \$ 1,100,341.00        | 5.21%        | 51.58%                      |
| 1,000,000.00           | FHLMC                       | 5.27%       | 25-Apr-08            | 1,000,000.00           | 1,000,290.00           | 5.27%        | 46.90%                      |
| 32,410.22              | MONEY MKT                   | 3.66%       | 1-Oct-07             | 32,410.22              | 32,410.22              | 3.66%        | 1.52%                       |
| <b>\$ 2,132,410.22</b> | <b>Total Portfolio</b>      |             |                      | <b>\$ 2,132,300.22</b> | <b>\$ 2,133,041.22</b> | <b>5.21%</b> | <b>100.00%</b>              |

**Delaware River Joint Toll Bridge Commission**  
**Debt Service Fund**  
**Investments at September 30, 2007**

| <b>Par<br/>Value</b> | <b>Security<br/>Description</b> | <b>Rate</b> | <b>Maturity<br/>Date</b> | <b>Cost</b>     | <b>Market<br/>Value</b> | <b>Yield</b> | <b>Percentage<br/>of Assets</b> |
|----------------------|---------------------------------|-------------|--------------------------|-----------------|-------------------------|--------------|---------------------------------|
| \$ 3,289,355.48      | MONEY MKT                       | 3.66%       | 1-Oct-07                 | \$ 3,289,355.48 | \$ 3,289,355.48         | 3.66%        | 100.00%                         |
| \$ 3,289,355.48      | <b>Total Portfolio</b>          |             |                          | \$ 3,289,355.48 | \$ 3,289,355.48         | 3.66%        | <b>100.00%</b>                  |

**Delaware River Joint Toll Bridge Commission**  
**Debt Service Reserve Fund Series 2003**  
**Investments at September 30, 2007**

| <b>Par<br/>Value</b>    | <b>Security<br/>Description</b> | <b>Rate</b> | <b>Maturity<br/>Date</b> | <b>Cost</b>          | <b>Market<br/>Value</b> | <b>Yield</b> | <b>Percentage<br/>of Assets</b> |
|-------------------------|---------------------------------|-------------|--------------------------|----------------------|-------------------------|--------------|---------------------------------|
| 4,000,000.00            | FHLB                            | 0.00%       | 30-Nov-07                | 3,936,782.22         | 3,970,000.00            | 5.08%        | 32.47%                          |
| 4,100,000.00            | FNMA                            | 0.00%       | 30-Nov-07                | 4,035,074.22         | 4,069,250.00            | 5.09%        | 33.29%                          |
| 4,000,000.00            | FHLMC                           | 0.00%       | 4-Dec-07                 | 3,934,524.44         | 3,968,000.00            | 5.08%        | 32.47%                          |
| 217,188.46              | MONEY MKT                       | 3.66%       | 1-Oct-07                 | 217,188.46           | 217,188.46              | 3.66%        | 1.76%                           |
| <b>\$ 12,317,188.46</b> | <b>Total Portfolio</b>          |             |                          | <b>12,123,569.34</b> | <b>\$ 12,224,438.46</b> | <b>5.06%</b> | <b>100.00%</b>                  |



**Delaware River Joint Toll Bridge Commission**  
**Debt Service Reserve Fund Series 2005A**  
**Investments at September 30, 2007**

| <b>Par<br/>Value</b>   | <b>Security<br/>Description</b> | <b>Rate</b> | <b>Maturity<br/>Date</b> | <b>Cost</b>            | <b>Market<br/>Value</b> | <b>Yield</b> | <b>Percentage<br/>of Assets</b> |
|------------------------|---------------------------------|-------------|--------------------------|------------------------|-------------------------|--------------|---------------------------------|
| 1,000,000.00           | FHLB                            | 0.00%       | 30-Nov-07                | 984,195.56             | 992,500.00              | 5.08%        | 33.25%                          |
| 1,000,000.00           | FNMA                            | 0.00%       | 30-Nov-07                | 984,164.44             | 992,500.00              | 5.09%        | 33.25%                          |
| 900,000.00             | FHLMC                           | 0.00%       | 4-Dec-07                 | 885,268.00             | 892,800.00              | 5.08%        | 29.93%                          |
| 107,090.16             | MONEY MKT                       | 3.66%       | 1-Oct-07                 | 107,090.16             | 107,090.16              | 3.66%        | 3.56%                           |
| <b>\$ 3,007,090.16</b> | <b>Total Portfolio</b>          |             |                          | <b>\$ 2,960,718.16</b> | <b>\$ 2,984,890.16</b>  | <b>5.03%</b> | <b>100.00%</b>                  |

**Delaware River Joint Toll Bridge Commission**  
**Debt Service Reserve Fund Series 2007A**  
**Investments at September 30, 2007**

| <b>Par<br/>Value</b>    | <b>Security<br/>Description</b> | <b>Rate</b> | <b>Maturity<br/>Date</b> | <b>Cost</b>             | <b>Market<br/>Value</b> | <b>Yield</b> | <b>Percentage<br/>of Assets</b> |
|-------------------------|---------------------------------|-------------|--------------------------|-------------------------|-------------------------|--------------|---------------------------------|
| 11,739,376.34           | MONEY MKT                       | 3.66%       | 1-Oct-07                 | 11,739,376.34           | 11,739,376.34           | 3.66%        | 100.00%                         |
| <b>\$ 11,739,376.34</b> | <b>Total Portfolio</b>          |             |                          | <b>\$ 11,739,376.34</b> | <b>\$ 11,739,376.34</b> | <b>3.66%</b> | <b>100.00%</b>                  |

**Delaware River Joint Toll Bridge Commission**  
**General Reserve Fund**  
**Investments at September 30, 2007**

| <b>Par Value</b> | <b>Security Description</b> | <b>Rate</b> | <b>Maturity Date</b> | <b>Cost</b>     | <b>Market Value</b> | <b>Yield</b> | <b>Percentage of Assets</b> |
|------------------|-----------------------------|-------------|----------------------|-----------------|---------------------|--------------|-----------------------------|
| \$ 1,159,850.09  | PA INVEST                   | 4.92%       | 1-Oct-07             | \$ 1,159,850.09 | \$ 1,159,850.09     | 4.92%        | 0.71%                       |
| 3,000,000.00     | FHLB                        | 5.28%       | 5-Oct-07             | 3,000,000.00    | 3,000,000.00        | 5.28%        | 1.83%                       |
| 4,000,000.00     | FHLB                        | 5.25%       | 5-Oct-07             | 4,000,000.00    | 4,000,000.00        | 5.25%        | 2.44%                       |
| 5,500,000.00     | FNMA                        | 5.26%       | 19-Oct-07            | 5,500,000.00    | 5,500,000.00        | 5.26%        | 3.36%                       |
| 5,000,000.00     | FHLB                        | 5.22%       | 5-Dec-07             | 5,000,000.00    | 5,001,550.00        | 5.22%        | 3.05%                       |
| 6,000,000.00     | FHLB                        | 5.15%       | 7-Dec-07             | 6,000,000.00    | 6,001,860.00        | 5.15%        | 3.66%                       |
| 5,000,000.00     | FNMA                        | 4.90%       | 27-Dec-07            | 5,000,000.00    | 4,998,450.00        | 4.90%        | 3.05%                       |
| 5,000,000.00     | FHLB                        | 5.13%       | 16-Jan-08            | 4,997,050.00    | 5,001,550.00        | 5.20%        | 3.05%                       |
| 5,000,000.00     | FNMA                        | 0.00%       | 18-Jan-08            | 4,816,866.67    | 4,933,000.00        | 5.11%        | 3.05%                       |
| 8,000,000.00     | FHLB                        | 4.10%       | 14-Mar-08            | 8,000,000.00    | 7,970,000.00        | 4.10%        | 4.88%                       |
| 5,000,000.00     | FHLB                        | 5.20%       | 9-Apr-08             | 4,999,218.75    | 5,000,000.00        | 5.21%        | 3.05%                       |
| 6,000,000.00     | FHLB                        | 5.32%       | 10-Apr-08            | 6,000,000.00    | 6,000,000.00        | 5.32%        | 3.66%                       |

**Delaware River Joint Toll Bridge Commission**  
**General Reserve Fund**  
**Investments at September 30, 2007**

| <b>Par Value</b> | <b>Security Description</b> | <b>Rate</b> | <b>Maturity Date</b> | <b>Cost</b>  | <b>Market Value</b> | <b>Yield</b> | <b>Percentage of Assets</b> |
|------------------|-----------------------------|-------------|----------------------|--------------|---------------------|--------------|-----------------------------|
| 5,000,000.00     | FHLMC                       | 5.27%       | 25-Apr-08            | 5,000,000.00 | 5,001,450.00        | 5.27%        | 3.05%                       |
| 5,000,000.00     | FHLB                        | 5.25%       | 13-Aug-08            | 5,000,000.00 | 5,009,400.00        | 5.25%        | 3.05%                       |
| 5,000,000.00     | FHLB                        | 5.40%       | 14-Aug-08            | 5,000,000.00 | 5,003,150.00        | 5.40%        | 3.05%                       |
| 6,200,000.00     | FHLB                        | 5.38%       | 20-Aug-08            | 6,200,000.00 | 6,205,828.00        | 5.38%        | 3.78%                       |
| 6,500,000.00     | FNMA                        | 5.13%       | 3-Oct-08             | 6,493,500.00 | 6,500,000.00        | 5.18%        | 3.97%                       |
| 2,700,000.00     | FNMA                        | 5.25%       | 29-Jan-09            | 2,700,000.00 | 2,704,212.00        | 5.24%        | 1.65%                       |
| 5,000,000.00     | FHLB                        | 5.25%       | 5-Feb-09             | 5,000,000.00 | 5,012,500.00        | 5.24%        | 3.05%                       |
| 5,000,000.00     | FNMA                        | 5.30%       | 20-Feb-09            | 5,000,000.00 | 5,014,050.00        | 5.30%        | 3.05%                       |
| 5,000,000.00     | FHLMC                       | 5.30%       | 27-Feb-09            | 4,998,437.50 | 5,015,300.00        | 5.32%        | 3.05%                       |
| 2,300,000.00     | FNMA                        | 5.25%       | 15-Apr-09            | 2,300,000.00 | 2,307,199.00        | 5.25%        | 1.40%                       |
| 5,000,000.00     | FHLB                        | 5.30%       | 24-Apr-09            | 5,000,000.00 | 5,003,150.00        | 5.30%        | 3.05%                       |

**Delaware River Joint Toll Bridge Commission**  
**General Reserve Fund**  
**Investments at September 30, 2007**

| <b>Par Value</b>         | <b>Security Description</b> | <b>Rate</b> | <b>Maturity Date</b> | <b>Cost</b>              | <b>Market Value</b>      | <b>Yield</b> | <b>Percentage of Assets</b> |
|--------------------------|-----------------------------|-------------|----------------------|--------------------------|--------------------------|--------------|-----------------------------|
| 5,000,000.00             | FHLMC                       | 5.50%       | 13-Aug-09            | 5,000,000.00             | 5,006,200.00             | 5.50%        | 3.05%                       |
| 5,000,000.00             | FHLB                        | 5.30%       | 14-Aug-09            | 5,000,000.00             | 5,014,050.00             | 5.30%        | 3.05%                       |
| 5,000,000.00             | FHLB                        | 5.37%       | 28-Aug-09            | 5,000,000.00             | 5,000,000.00             | 5.32%        | 3.05%                       |
| 5,000,000.00             | FHLB                        | 5.13%       | 28-Aug-09            | 5,000,000.00             | 5,012,500.00             | 5.13%        | 3.05%                       |
| 5,000,000.00             | FHLB                        | 5.50%       | 5-Oct-09             | 5,000,000.00             | 5,000,000.00             | 5.50%        | 3.05%                       |
| 5,000,000.00             | FHLB                        | 5.55%       | 19-Oct-09            | 5,000,000.00             | 5,003,150.00             | 5.55%        | 3.05%                       |
| 5,000,000.00             | FHLB                        | 5.40%       | 12-Feb-10            | 4,997,656.25             | 5,014,050.00             | 5.42%        | 3.05%                       |
| 17,462,387.38            | MONEY MKT                   | 3.66%       | 1-Oct-07             | 17,462,387.38            | 17,462,387.38            | 3.66%        | 10.66%                      |
| <b>\$ 163,822,237.47</b> | <b>Total Portfolio</b>      |             |                      | <b>\$ 163,624,966.64</b> | <b>\$ 163,854,836.47</b> | <b>5.04%</b> | <b>100.00%</b>              |

**Delaware River Joint Toll Bridge Commission  
Construction Fund Series 2005A  
Investments at September 30, 2007**

| <b>Par<br/>Value</b>    | <b>Security<br/>Description</b> | <b>Rate</b> | <b>Maturity<br/>Date</b> | <b>Cost</b>             | <b>Market<br/>Value</b> | <b>Yield</b> | <b>Percentage<br/>of Assets</b> |
|-------------------------|---------------------------------|-------------|--------------------------|-------------------------|-------------------------|--------------|---------------------------------|
| 5,000,000.00            | FNMA                            | 0.00%       | 17-Oct-07                | 4,877,256.94            | 4,990,000.00            | 5.25%        | 11.66%                          |
| 5,000,000.00            | FNMA                            | 0.00%       | 18-Jan-08                | 4,816,866.67            | 4,933,000.00            | 5.11%        | 11.66%                          |
| 3,000,000.00            | FHLB                            | 5.25%       | 1-Feb-08                 | 3,000,000.00            | 3,002,820.00            | 5.24%        | 6.99%                           |
| 2,000,000.00            | FHLB                            | 5.20%       | 15-Feb-08                | 2,000,000.00            | 2,001,880.00            | 5.20%        | 4.66%                           |
| 5,000,000.00            | FHLMC                           | 5.27%       | 25-Apr-08                | 5,000,000.00            | 5,001,450.00            | 5.27%        | 11.66%                          |
| 5,000,000.00            | FHLMC                           | 4.30%       | 5-May-08                 | 4,972,650.00            | 4,984,500.00            | 5.07%        | 11.66%                          |
| 5,000,000.00            | FHLB                            | 5.15%       | 15-Aug-08                | 5,000,000.00            | 5,004,700.00            | 5.15%        | 11.66%                          |
| 12,896,863.48           | MONEY MKT                       | 3.66%       | 1-Oct-07                 | 12,896,863.48           | 12,896,863.48           | 3.66%        | 30.06%                          |
| <b>\$ 42,896,863.48</b> | <b>Total Portfolio</b>          |             |                          | <b>\$ 42,563,637.09</b> | <b>\$ 42,815,213.48</b> | <b>4.72%</b> | <b>100.00%</b>                  |

**Delaware River Joint Toll Bridge Commission  
Construction Fund Series 2003  
Investments at September 30, 2007**

| <b>Par<br/>Value</b>   | <b>Security<br/>Description</b> | <b>Rate</b> | <b>Maturity<br/>Date</b> | <b>Cost</b>            | <b>Market<br/>Value</b> | <b>Yield</b> | <b>Percentage<br/>of Assets</b> |
|------------------------|---------------------------------|-------------|--------------------------|------------------------|-------------------------|--------------|---------------------------------|
| 7,718,228.07           | MONEY MKT                       | 3.66%       | 1-Oct-07                 | 7,718,228.07           | 7,718,228.07            | 3.66%        | 100.00%                         |
| <b>\$ 7,718,228.07</b> | <b>Total Portfolio</b>          |             |                          | <b>\$ 7,718,228.07</b> | <b>7,718,228.07</b>     | <b>3.66%</b> | <b>100.00%</b>                  |

**Delaware River Joint Toll Bridge Commission**  
**Construction Fund Series 2007**  
**Investments at September 30, 2007**

| <b>Par<br/>Value</b>     | <b>Security<br/>Description</b> | <b>Rate</b> | <b>Maturity<br/>Date</b> | <b>Cost</b>              | <b>Market<br/>Value</b>  | <b>Yield</b> | <b>Percentage<br/>of Assets</b> |
|--------------------------|---------------------------------|-------------|--------------------------|--------------------------|--------------------------|--------------|---------------------------------|
| 272,594,752.61           | MONEY MKT                       | 3.66%       | 1-Oct-07                 | 272,594,752.61           | 272,594,752.61           | 3.66%        | 100.00%                         |
| <b>\$ 272,594,752.61</b> | <b>Total Portfolio</b>          |             |                          | <b>\$ 272,594,752.61</b> | <b>\$ 272,594,752.61</b> | <b>3.66%</b> | <b>100.00%</b>                  |
| <b>\$ 523,285,400.42</b> | <b>Grand Total</b>              |             |                          | <b>\$ 522,514,632.08</b> | <b>\$ 523,122,847.42</b> | <b>4.24%</b> |                                 |



# **DELAWARE RIVER JOINT TOLL BRIDGE COMMISSION**

**Meeting of October 29, 2007**

## **STATISTICS OF TOLL TRAFFIC AND REVENUE MONTH AND YEAR-TO-DATE PERIOD ENDING SEPTEMBER 30, 2007 COMPARED WITH MONTH AND YEAR-TO-DATE PERIOD ENDING SEPTEMBER 30, 2006**

The following provides a comparison of toll direction traffic volumes for the month and year-to-date periods ending September 30, 2007, as compared with the month and year-to-date periods ending September 30, 2006.

### **Traffic Volume Comparisons – September 2007 versus September 2006**

In the month of September, total vehicular toll traffic for the Commission's seven (7) toll bridges decreased by 3,670 vehicles or 0.1%, as compared to September 2006. Total recorded westbound traffic volume at the 11 vehicular toll supported bridges increased by 45,900 vehicles or 1.8% as compared to the previous year.

In District I, toll traffic at Trenton-Morrisville (TM) for September 2007 decreased by 42,700 cars and decreased by 3,100 trucks as compared to September 2006, resulting in a 7.5% decrease in total toll traffic. It is noted that roadway construction work for the Trenton – Morrisville Toll Bridge Rehabilitation and One Auxiliary Northbound Lane (T-380B) began in January 2007. At New Hope-Lambertville (NHL), an increase of 10,400 cars combined with an increase of 700 trucks generated an overall increase in total toll traffic of 7.1% for September 2007 as compared to September 2006.

In District II, a 18,300 increase in cars combined with a decrease of 7,800 trucks resulted in a 1.3% increase in total toll traffic at I-78 for the month of September 2007 as compared to September 2006. The Easton-Phillipsburg (EP) Toll Bridge experienced an increase in traffic volume. An increase of 9,600 passenger vehicles and a decrease of 2,900 trucks generated an overall increase of 1.3% in total toll traffic for September 2007.

In District III, total toll traffic at Portland-Columbia (PC) reflected an increase of 12.2% for the month of September 2007 as a result of an increase of 12,500 automobiles and an increase of 600 trucks. At the Delaware Water Gap (DWG) Toll Bridge, a decrease of 6,100 passenger vehicles combined with an increase of 300 trucks generated a decrease in total toll traffic for the month of approximately 0.7% as compared to September 2006. Milford-Montague (MM) experienced an increase of approximately 6,500 passenger vehicles and an increase of 100 trucks, resulting overall in a 5.3% increase in toll traffic for the month.

### E-Z Pass Penetration Rates

The following table provides a summary of E-Z Pass penetration rates experienced at the Commission's seven (7) toll bridges during September 2007, September 2006, 2007 year-to-date (YTD), and 2006 year-to-date. E-Z Pass penetration rates for all of the Commission's toll bridges was 55.8% for the month of September 2007 and is 55.5% 2007 year-to-date. Overall E-Z Pass penetration rates increased by 1.8% in September 2007 as compared to September 2006; including an increase of 1.5% in autos and an increase of 3.1% in trucks.

|                                |              | E-Z Pass Penetration Rates |                |                           |          |          |                       |
|--------------------------------|--------------|----------------------------|----------------|---------------------------|----------|----------|-----------------------|
|                                |              | September 2007             | September 2006 | Change in Monthly Percent | YTD 2007 | YTD 2006 | Change in YTD Percent |
| <b>All Toll Bridges</b>        | Cars         | 53.63%                     | 52.11%         | 1.52%                     | 53.41%   | 51.27%   | 2.14%                 |
|                                | Trucks       | 69.78%                     | 66.72%         | 3.06%                     | 69.20%   | 66.70%   | 2.50%                 |
|                                | <b>Total</b> | 55.76%                     | 54.09%         | 1.67%                     | 55.54%   | 53.38%   | 2.16%                 |
| <b>Trenton - Morrisville</b>   | Cars         | 52.61%                     | 50.96%         | 1.65%                     | 52.46%   | 49.78%   | 2.68%                 |
|                                | Trucks       | 80.69%                     | 79.35%         | 1.34%                     | 80.45%   | 80.04%   | 0.41%                 |
|                                | <b>Total</b> | 54.59%                     | 52.96%         | 1.63%                     | 54.47%   | 51.90%   | 2.57%                 |
| <b>New Hope - Lambertville</b> | Cars         | 62.35%                     | 60.24%         | 2.11%                     | 61.18%   | 59.14%   | 2.04%                 |
|                                | Trucks       | 70.99%                     | 69.21%         | 1.78%                     | 69.69%   | 68.34%   | 1.35%                 |
|                                | <b>Total</b> | 62.89%                     | 60.80%         | 2.09%                     | 61.71%   | 59.76%   | 1.95%                 |
| <b>I-78</b>                    | Cars         | 53.85%                     | 52.86%         | 0.99%                     | 53.50%   | 51.62%   | 1.88%                 |
|                                | Trucks       | 70.62%                     | 66.75%         | 3.87%                     | 69.87%   | 66.76%   | 3.11%                 |
|                                | <b>Total</b> | 57.67%                     | 56.20%         | 1.47%                     | 57.32%   | 55.30%   | 2.02%                 |
| <b>Easton - Phillipsburg</b>   | Cars         | 57.36%                     | 55.45%         | 1.91%                     | 56.67%   | 54.22%   | 2.45%                 |
|                                | Trucks       | 70.82%                     | 67.14%         | 3.68%                     | 69.90%   | 66.71%   | 3.19%                 |
|                                | <b>Total</b> | 58.46%                     | 56.49%         | 1.97%                     | 57.75%   | 55.31%   | 2.44%                 |
| <b>Portland - Columbia</b>     | Cars         | 51.08%                     | 48.98%         | 2.10%                     | 49.43%   | 48.46%   | 0.97%                 |
|                                | Trucks       | 69.26%                     | 69.05%         | 0.21%                     | 69.37%   | 66.67%   | 2.70%                 |
|                                | <b>Total</b> | 52.22%                     | 50.27%         | 1.95%                     | 50.60%   | 49.66%   | 0.94%                 |
| <b>Delaware Water Gap</b>      | Cars         | 50.84%                     | 49.53%         | 1.31%                     | 50.97%   | 49.14%   | 1.83%                 |
|                                | Trucks       | 64.66%                     | 62.01%         | 2.65%                     | 64.33%   | 61.97%   | 2.36%                 |
|                                | <b>Total</b> | 52.88%                     | 51.36%         | 1.52%                     | 53.00%   | 51.01%   | 1.99%                 |
| <b>Milford - Montague</b>      | Cars         | 50.05%                     | 48.93%         | 1.12%                     | 52.26%   | 50.72%   | 1.54%                 |
|                                | Trucks       | 66.84%                     | 59.82%         | 7.02%                     | 64.63%   | 60.38%   | 4.25%                 |
|                                | <b>Total</b> | 50.51%                     | 49.24%         | 1.27%                     | 52.65%   | 51.02%   | 1.63%                 |

DELAWARE RIVER JOINT TOLL BRIDGE COMMISSION

ALL TOLL BRIDGES

COMPARATIVE STATEMENT OF TOLL TRAFFIC AND REVENUE

| SEPTEMBER 2007        |                               |                       |                               |                       |                             |                     |                       |                  |                  |
|-----------------------|-------------------------------|-----------------------|-------------------------------|-----------------------|-----------------------------|---------------------|-----------------------|------------------|------------------|
| JANUARY 1, 2006       |                               |                       |                               | JANUARY 1, 2007       |                             |                     |                       | MONTH OF         |                  |
| SEPTEMBER 30, 2006    |                               |                       |                               | SEPTEMBER 30, 2007    |                             |                     |                       | SEPTEMBER 2006   |                  |
| 273 DAYS              |                               |                       |                               | 273 DAYS              |                             |                     |                       | 30 DAYS          |                  |
| NUMBER OF<br>VEHICLES | TOTAL<br>REVENUE              | NUMBER OF<br>VEHICLES | TOTAL<br>REVENUE              | NUMBER OF<br>VEHICLES | TOTAL<br>REVENUE            | VEHICLE CLASS       | NUMBER OF<br>VEHICLES | TOTAL<br>REVENUE | TOTAL<br>REVENUE |
| 24,775,123            | 16,794,342.80<br>(312,129.73) | 24,909,835            | 16,804,868.25<br>(295,126.46) | 2,759,212             | 1,862,549.25<br>(29,825.12) | Passenger           | 2,750,772             | 1,862,549.25     | 1,862,972.55     |
| -                     | -                             | -                     | -                             | -                     | -                           | Discounts *         | -                     | -                | (31,701.94)      |
| 24,775,123            | \$ 16,482,213.07              | 24,909,835            | \$ 16,509,741.79              | 2,759,212             | \$ 1,832,724.13             | TOTAL PASSENGER     | 2,750,772             | \$ 1,832,724.13  | \$ 1,831,270.61  |
| 646,704               | 3,113,421.81                  | 643,955               | 3,095,934.00                  | 69,548                | 334,265.25                  | 2-Axle Trucks       | 72,188                | 334,265.25       | 347,508.75       |
| 292,762               | 2,289,703.26                  | 293,250               | 2,511,169.31                  | 31,246                | 288,671.15                  | 3-Axle Trucks       | 32,291                | 288,671.15       | 252,317.57       |
| 239,709               | 2,462,309.83                  | 252,822               | 2,850,740.40                  | 27,183                | 330,948.80                  | 4-Axle Trucks       | 26,541                | 330,948.80       | 272,971.05       |
| 2,689,294             | 35,165,682.92                 | 2,638,161             | 37,556,999.53                 | 285,895               | 4,404,819.71                | 5-Axle Trucks       | 295,089               | 4,404,819.71     | 3,858,183.66     |
| 53,762                | 830,303.06                    | 54,394                | 914,342.12                    | 6,136                 | 111,716.83                  | 6-Axle Trucks       | 5,959                 | 111,716.83       | 91,737.70        |
| 2,305                 | 48,545.62                     | 1,911                 | 44,186.53                     | 189                   | 4,716.89                    | 7-Axle Trucks       | 241                   | 4,716.89         | 5,050.01         |
| 45                    | 2,391.15                      | 35                    | 1,903.33                      | 5                     | 275.60                      | Permits             | 3                     | 275.60           | 71.50            |
| 3,924,581             | \$ 43,912,357.65              | 3,884,528             | \$ 46,975,275.22              | 420,202               | \$ 5,475,414.23             | TOTAL TRUCKS        | 432,312               | \$ 5,475,414.23  | \$ 4,827,840.24  |
| 28,699,704            | \$ 60,394,570.72              | 28,794,363            | \$ 63,485,017.01              | 3,179,414             | \$ 7,308,138.36             | TOTAL TOLL VEHICLES | 3,183,084             | \$ 7,308,138.36  | \$ 6,659,110.85  |
| 105,127               | \$ 221,225.53                 | 105,474               | \$ 232,545.85                 | 105,980               | \$ 243,604.61               | DAILY AVERAGE       | 106,103               | \$ 243,604.61    | \$ 221,970.36    |

| Rate Change        |        |
|--------------------|--------|
| Traffic (toll)     | 0.33%  |
| Autos              | 0.54%  |
| Trucks             | -1.02% |
| Revenue            | 5.12%  |
| Autos              | 0.17%  |
| Trucks             | 6.98%  |
| EZPass Penetration |        |
| Cars               | 53.41% |
| Trucks             | 69.20% |
| Total              | 55.54% |

| Rate Change        |        |
|--------------------|--------|
| Traffic (toll)     | -0.12% |
| Autos              | 0.31%  |
| Trucks             | -2.80% |
| Revenue            | 9.75%  |
| Autos              | 0.08%  |
| Trucks             | 13.41% |
| EZPass Penetration |        |
| Cars               | 53.63% |
| Trucks             | 63.78% |
| Total              | 55.76% |

\* Discounts represents rebates for commuter discounts earned when a customer crosses the Commission's bridges 20 times in a 35 day period as well as discounts for employee's and commission vehicle's non-revenue crossings.

Notes: Significant construction at the Trenton-Morrisville Toll Bridge is causing moderate diversion to the local toll-supported bridges.  
Toll traffic at New Hope-Lambertville and at Portland-Columbia was higher than previous years due to construction at the local toll supported bridges.

DELAWARE RIVER JOINT TOLL BRIDGE COMMISSION

TRENTON - MORRISVILLE TOLL BRIDGE

COMPARATIVE STATEMENT OF TOLL TRAFFIC AND REVENUE

SEPTEMBER 2007

| JANUARY 1, 2006       |                  |                       | JANUARY 1, 2007    |                     |                       | MONTH OF         |                       |                  |
|-----------------------|------------------|-----------------------|--------------------|---------------------|-----------------------|------------------|-----------------------|------------------|
| SEPTEMBER 30, 2006    |                  |                       | SEPTEMBER 30, 2007 |                     |                       | SEPTEMBER 2006   |                       |                  |
| 273 DAYS              |                  |                       | 273 DAYS           |                     |                       | 30 DAYS          |                       |                  |
| NUMBER OF<br>VEHICLES | TOTAL<br>REVENUE | NUMBER OF<br>VEHICLES | TOTAL<br>REVENUE   | VEHICLE CLASS       | NUMBER OF<br>VEHICLES | TOTAL<br>REVENUE | NUMBER OF<br>VEHICLES | TOTAL<br>REVENUE |
| 5,122,188             | 3,469,769.32     | 4,827,521             | 3,250,604.85       | Passenger           | 523,011               | 352,093.35       | 565,749               | 382,213.80       |
| -                     | (63,626.41)      | -                     | (55,239.08)        | Discounts *         | -                     | (5,417.19)       | -                     | (6,667.07)       |
| 5,122,188             | \$ 3,406,142.91  | 4,827,521             | \$ 3,195,365.77    | TOTAL PASSENGER     | 523,011               | \$ 346,676.16    | 565,749               | \$ 375,546.73    |
| 137,015               | 656,881.93       | 131,821               | 631,625.00         | 2-Axle Trucks       | 14,116                | 67,588.25        | 14,597                | 69,923.50        |
| 57,401                | 447,506.94       | 61,145                | 522,954.25         | 3-Axle Trucks       | 6,297                 | 58,065.50        | 7,377                 | 57,356.95        |
| 43,727                | 452,078.69       | 44,436                | 508,794.30         | 4-Axle Trucks       | 5,251                 | 64,076.35        | 4,955                 | 51,543.80        |
| 145,582               | 1,888,336.44     | 134,717               | 1,901,366.08       | 5-Axle Trucks       | 13,956                | 213,497.10       | 15,756                | 204,703.10       |
| 1,285                 | 20,170.64        | 1,120                 | 18,848.26          | 6-Axle Trucks       | 114                   | 2,099.61         | 130                   | 2,006.92         |
| 96                    | 1,857.80         | 31                    | 654.23             | 7-Axle Trucks       | 2                     | 44.36            | 9                     | 176.29           |
| -                     | -                | -                     | -                  | Permits             | -                     | -                | -                     | -                |
| 385,106               | \$ 3,466,832.44  | 373,270               | \$ 3,584,242.12    | TOTAL TRUCKS        | 39,736                | \$ 405,371.17    | 42,824                | \$ 385,710.56    |
| 5,507,294             | \$ 6,872,975.35  | 5,200,791             | \$ 6,779,607.89    | TOTAL TOLL VEHICLES | 562,747               | \$ 752,047.33    | 608,573               | \$ 761,257.29    |
| 20,173                | \$ 25,175.73     | 19,051                | \$ 24,833.73       | DAILY AVERAGE       | 18,758                | \$ 25,068.24     | 20,286                | \$ 25,375.24     |

| Rate Change        |        |
|--------------------|--------|
| Traffic (toll)     | -5.57% |
| Autos              | -5.75% |
| Trucks             | -3.07% |
| Revenue            | -1.36% |
| Autos              | -6.19% |
| Trucks             | 3.39%  |
| EZPass Penetration |        |
| Cars               | 52.46% |
| Trucks             | 80.45% |
| Total              | 54.47% |

| Rate Change        |        |
|--------------------|--------|
| Traffic (toll)     | -7.53% |
| Autos              | -7.55% |
| Trucks             | -7.21% |
| Revenue            | -1.21% |
| Autos              | -7.69% |
| Trucks             | 5.10%  |
| EZPass Penetration |        |
| Cars               | 52.61% |
| Trucks             | 80.69% |
| Total              | 54.59% |

\* Discounts represents rebates for commuter discounts earned when a customer crosses the Commission's bridges 20 times in a 35 day period as well as discounts for employee's and commission vehicle's non-revenue crossings.

Note: Significant construction at the Trenton-Morrisville Toll Bridge is causing moderate diversion to the local toll-supported bridges.

DELAWARE RIVER JOINT TOLL BRIDGE COMMISSION

NEW HOPE - LAMBERTVILLE TOLL BRIDGE

COMPARATIVE STATEMENT OF TOLL TRAFFIC AND REVENUE

SEPTEMBER 2007

| JANUARY 1, 2006       |                  |  | JANUARY 1, 2007       |                  |                     | MONTH OF              |                  |  | MONTH OF              |                  |  |
|-----------------------|------------------|--|-----------------------|------------------|---------------------|-----------------------|------------------|--|-----------------------|------------------|--|
| SEPTEMBER 30, 2006    |                  |  | SEPTEMBER 30, 2007    |                  |                     | SEPTEMBER 2007        |                  |  | SEPTEMBER 2006        |                  |  |
| 273 DAYS              |                  |  | 273 DAYS              |                  |                     | 30 DAYS               |                  |  | 30 DAYS               |                  |  |
| NUMBER OF<br>VEHICLES | TOTAL<br>REVENUE |  | NUMBER OF<br>VEHICLES | TOTAL<br>REVENUE | VEHICLE CLASS       | NUMBER OF<br>VEHICLES | TOTAL<br>REVENUE |  | NUMBER OF<br>VEHICLES | TOTAL<br>REVENUE |  |
| 1,279,897             | \$ 852,076.13    |  | 1,435,765             | 951,354.15       | Passenger           | 155,326               | 102,837.15       |  | 144,955               | 96,386.55        |  |
| -                     | (19,077.20)      |  | -                     | (23,070.57)      | Discounts *         | -                     | (2,482.94)       |  | -                     | (1,948.49)       |  |
| 1,279,897             | \$ 832,998.93    |  | 1,435,765             | \$ 928,283.58    | TOTAL PASSENGER     | 155,326               | \$ 100,354.21    |  | 144,955               | \$ 94,438.06     |  |
| 42,251                | 204,387.05       |  | 43,731                | 211,049.25       | 2-Axle Trucks       | 4,655                 | 22,410.00        |  | 4,574                 | 22,112.00        |  |
| 23,579                | 184,379.41       |  | 22,311                | 192,191.32       | 3-Axle Trucks       | 2,351                 | 21,740.76        |  | 2,294                 | 17,898.19        |  |
| 5,153                 | 53,416.66        |  | 5,772                 | 65,828.00        | 4-Axle Trucks       | 891                   | 10,926.50        |  | 538                   | 5,579.75         |  |
| 20,338                | 266,884.76       |  | 21,607                | 309,789.46       | 5-Axle Trucks       | 2,346                 | 36,256.30        |  | 2,187                 | 28,711.03        |  |
| 583                   | 9,157.05         |  | 722                   | 12,403.66        | 6-Axle Trucks       | 74                    | 1,359.43         |  | 64                    | 1,014.99         |  |
| 39                    | 737.06           |  | 44                    | 853.80           | 7-Axle Trucks       | 6                     | 129.66           |  | 4                     | 73.16            |  |
| -                     | -                |  | -                     | -                | Permits             | -                     | -                |  | -                     | -                |  |
| 91,943                | \$ 718,961.99    |  | 94,187                | \$ 792,115.49    | TOTAL TRUCKS        | 10,323                | \$ 92,822.65     |  | 9,661                 | \$ 75,389.12     |  |
| 1,371,840             | \$ 1,551,960.92  |  | 1,529,952             | \$ 1,720,399.07  | TOTAL TOLL VEHICLES | 165,649               | \$ 193,176.86    |  | 154,616               | \$ 169,827.18    |  |
| 5,025                 | \$ 5,684.84      |  | 5,604                 | \$ 6,301.83      | DAILY               | 5,522                 | \$ 6,439.23      |  | 5,154                 | \$ 5,660.91      |  |

|                    |        |
|--------------------|--------|
| Rate Change        |        |
| Traffic (toll)     | 11.53% |
| Autos              | 12.18% |
| Trucks             | 2.44%  |
| Revenue            | 10.85% |
| Autos              | 11.44% |
| Trucks             | 10.17% |
| EZPass Penetration |        |
| Cars               | 61.18% |
| Trucks             | 69.69% |
| Total              | 61.71% |

|                    |        |
|--------------------|--------|
| Rate Change        |        |
| Traffic (toll)     | 7.14%  |
| Autos              | 7.15%  |
| Trucks             | 6.85%  |
| Revenue            | 13.75% |
| Autos              | 6.26%  |
| Trucks             | 23.12% |
| EZPass Penetration |        |
| Cars               | 62.35% |
| Trucks             | 70.99% |
| Total              | 62.89% |

\* Discounts represents rebates for commuter discounts earned when a customer crosses the Commission's bridges 20 times in a 35 day period as well as discounts for employee's and commission vehicle's non-revenue crossings.

DELAWARE RIVER JOINT TOLL BRIDGE COMMISSION

I 78 TOLL BRIDGE

COMPARATIVE STATEMENT OF TOLL TRAFFIC AND REVENUE

SEPTEMBER 2007

| JANUARY 1, 2006       |                  |  | JANUARY 1, 2007       |                  |                     | MONTH OF              |                  |                  |
|-----------------------|------------------|--|-----------------------|------------------|---------------------|-----------------------|------------------|------------------|
| SEPTEMBER 30, 2006    |                  |  | SEPTEMBER 30, 2007    |                  |                     | SEPTEMBER 2006        |                  |                  |
| 273 DAYS              |                  |  | 273 DAYS              |                  |                     | 30 DAYS               |                  |                  |
| NUMBER OF<br>VEHICLES | TOTAL<br>REVENUE |  | NUMBER OF<br>VEHICLES | TOTAL<br>REVENUE | VEHICLE CLASS       | NUMBER OF<br>VEHICLES | TOTAL<br>REVENUE | TOTAL<br>REVENUE |
| 5,737,020             | 3,899,939.80     |  | 5,886,326             | 3,983,900.10     | Passenger           | 652,480               | 441,729.90       | 430,486.35       |
| -                     | (52,431.94)      |  | -                     | (60,121.71)      | Discounts *         | -                     | (5,928.79)       | (5,043.57)       |
| 5,737,020             | \$ 3,847,507.86  |  | 5,886,326             | \$ 3,923,778.39  | TOTAL PASSENGER     | 652,480               | \$ 435,801.11    | \$ 425,442.78    |
| 177,581               | 854,436.02       |  | 177,385               | 852,105.50       | 2-Axle Trucks       | 19,012                | 91,339.00        | 97,586.75        |
| 79,783                | 624,531.05       |  | 79,418                | 678,644.07       | 3-Axle Trucks       | 8,431                 | 77,903.01        | 84,505.61        |
| 96,814                | 985,524.90       |  | 95,364                | 1,058,161.55     | 4-Axle Trucks       | 9,672                 | 116,680.85       | 104,468.65       |
| 1,458,780             | 19,054,292.45    |  | 1,408,332             | 19,987,741.01    | 5-Axle Trucks       | 151,682               | 2,331,310.04     | 2,063,585.19     |
| 31,517                | 483,453.80       |  | 31,773                | 530,329.20       | 6-Axle Trucks       | 3,732                 | 67,564.90        | 53,059.01        |
| 1,159                 | 23,959.09        |  | 831                   | 19,174.04        | 7-Axle Trucks       | 82                    | 2,022.56         | 2,639.60         |
| 9                     | 332.90           |  | 4                     | 26.00            | Permits             | -                     | -                | 16.50            |
| 1,845,643             | \$ 22,026,530.21 |  | 1,793,107             | \$ 23,126,181.37 | TOTAL TRUCKS        | 192,611               | \$ 2,686,820.36  | \$ 2,385,861.31  |
| 7,582,663             | \$ 25,874,038.07 |  | 7,679,433             | \$ 27,049,959.76 | TOTAL TOLL VEHICLES | 845,091               | \$ 3,122,621.47  | \$ 2,811,304.09  |
| 27,775                | \$ 94,776.70     |  | 28,130                | \$ 99,084.10     | DAILY AVERAGE       | 28,170                | \$ 104,087.38    | \$ 93,710.14     |

Rate Change

| Traffic (toll)     |        |
|--------------------|--------|
| Autos              | 1.28%  |
| Trucks             | 2.60%  |
| Revenue            | -2.85% |
| Autos              | 4.54%  |
| Trucks             | 1.98%  |
| EZPass Penetration | 4.99%  |
| Cars               | 53.50% |
| Trucks             | 69.87% |
| Total              | 57.32% |

Rate Change

| Traffic (toll)     |        |
|--------------------|--------|
| Autos              | 1.26%  |
| Trucks             | 2.89%  |
| Revenue            | -3.91% |
| Autos              | 11.07% |
| Trucks             | 2.43%  |
| EZPass Penetration | 12.61% |
| Cars               | 53.85% |
| Trucks             | 70.62% |
| Total              | 57.67% |

\* Discounts represents rebates for commuter discounts earned when a customer crosses the Commission's bridges 20 times in a 35 day period as well as discounts for employee's and commission vehicle's non-revenue crossings.

DELAWARE RIVER JOINT TOLL BRIDGE COMMISSION

EASTON - PHILLIPSBURG TOLL BRIDGE

COMPARATIVE STATEMENT OF TOLL TRAFFIC AND REVENUE

SEPTEMBER 2007

| JANUARY 1, 2006       |                  |  | JANUARY 1, 2007       |                  |                     | MONTH OF              |                  |  | MONTH OF              |                  |  |
|-----------------------|------------------|--|-----------------------|------------------|---------------------|-----------------------|------------------|--|-----------------------|------------------|--|
| SEPTEMBER 30, 2006    |                  |  | SEPTEMBER 30, 2007    |                  |                     | SEPTEMBER 2007        |                  |  | SEPTEMBER 2006        |                  |  |
| 273 DAYS              |                  |  | 273 DAYS              |                  |                     | 30 DAYS               |                  |  | 30 DAYS               |                  |  |
| NUMBER OF<br>VEHICLES | TOTAL<br>REVENUE |  | NUMBER OF<br>VEHICLES | TOTAL<br>REVENUE | VEHICLE CLASS       | NUMBER OF<br>VEHICLES | TOTAL<br>REVENUE |  | NUMBER OF<br>VEHICLES | TOTAL<br>REVENUE |  |
| 4,258,405             | 2,860,812.10     |  | 4,287,976             | 2,864,733.30     | Passenger           | 472,757               | 315,678.90       |  | 463,159               | 310,610.85       |  |
| -                     | (52,840.75)      |  | -                     | (54,483.29)      | Discounts *         | -                     | (5,522.19)       |  | -                     | (5,416.16)       |  |
| 4,258,405 \$          | 2,807,971.35     |  | 4,287,976 \$          | 2,810,250.01     | TOTAL PASSENGER     | 472,757 \$            | 310,156.71       |  | 463,159 \$            | 305,194.69       |  |
| 125,325               | 603,786.31       |  | 123,827               | 596,075.00       | 2-Axle Trucks       | 13,267                | 63,848.75        |  | 14,175                | 68,253.75        |  |
| 48,598                | 380,680.62       |  | 45,136                | 387,402.43       | 3-Axle Trucks       | 4,766                 | 44,154.95        |  | 5,314                 | 41,642.06        |  |
| 38,109                | 395,750.88       |  | 47,879                | 548,847.90       | 4-Axle Trucks       | 5,569                 | 68,352.70        |  | 4,480                 | 46,555.30        |  |
| 188,624               | 2,479,454.44     |  | 159,554               | 2,296,900.03     | 5-Axle Trucks       | 18,104                | 280,767.88       |  | 20,396                | 268,281.56       |  |
| 5,076                 | 80,222.94        |  | 2,688                 | 46,553.32        | 6-Axle Trucks       | 337                   | 6,255.96         |  | 529                   | 8,370.67         |  |
| 136                   | 2,940.24         |  | 97                    | 2,106.97         | 7-Axle Trucks       | 10                    | 234.63           |  | 15                    | 317.62           |  |
| -                     | -                |  | -                     | -                | Permits             | -                     | -                |  | -                     | -                |  |
| 405,868 \$            | 3,942,835.43     |  | 379,181 \$            | 3,877,885.65     | TOTAL TRUCKS        | 42,053 \$             | 463,614.87       |  | 44,909 \$             | 433,420.96       |  |
| 4,664,273 \$          | 6,750,806.78     |  | 4,667,157 \$          | 6,688,135.66     | TOTAL TOLL VEHICLES | 514,810 \$            | 773,771.58       |  | 508,068 \$            | 738,615.65       |  |
| 17,085 \$             | 24,728.23        |  | 17,096 \$             | 24,498.67        | DAILY AVERAGE       | 17,160 \$             | 25,792.39        |  | 16,936 \$             | 24,620.52        |  |

| Rate Change        |        |
|--------------------|--------|
| Traffic (toll)     | 0.06%  |
| Autos              | 0.69%  |
| Trucks             | -6.58% |
| Revenue            | -0.93% |
| Autos              | 0.08%  |
| Trucks             | -1.65% |
| EZPass Penetration |        |
| Cars               | 56.67% |
| Trucks             | 69.90% |
| Total              | 57.75% |

| Rate Change        |        |
|--------------------|--------|
| Traffic (toll)     | 1.33%  |
| Autos              | 2.07%  |
| Trucks             | -6.36% |
| Revenue            | 4.76%  |
| Autos              | 1.63%  |
| Trucks             | 6.97%  |
| EZPass Penetration |        |
| Cars               | 57.36% |
| Trucks             | 70.82% |
| Total              | 58.46% |

\* Discounts represents rebates for commuter discounts earned when a customer crosses the Commission's bridges 20 times in a 35 day period as well as discounts for employee's and commission vehicle's non-revenue crossings.

DELAWARE RIVER JOINT TOLL BRIDGE COMMISSION

PORTLAND - COLUMBIA TOLL BRIDGE

COMPARATIVE STATEMENT OF TOLL TRAFFIC AND REVENUE

SEPTEMBER 2007

| JANUARY 1, 2006<br>SEPTEMBER 30, 2006<br>273 DAYS |                           |  | JANUARY 1, 2007<br>SEPTEMBER 30, 2007<br>273 DAYS |                           |                          | MONTH OF<br>SEPTEMBER 2007<br>30 DAYS |                         |  | MONTH OF<br>SEPTEMBER 2006<br>30 DAYS |                         |  |
|---|---------------------------|--|---|---------------------------|--------------------------|---------------------------------------|-------------------------|--|---------------------------------------|-------------------------|--|
| NUMBER OF<br>VEHICLES                             | TOTAL<br>REVENUE          |  | NUMBER OF<br>VEHICLES                             | TOTAL<br>REVENUE          | VEHICLE CLASS            | NUMBER OF<br>VEHICLES                 | TOTAL<br>REVENUE        |  | NUMBER OF<br>VEHICLES                 | TOTAL<br>REVENUE        |  |
| 911,657   | 622,571.55<br>(19,917.62) |  | 1,053,255   | 717,618.90<br>(18,283.23) | Passenger<br>Discounts * | 113,503                               | 77,141.40<br>(1,898.32) |  | 100,962                               | 68,894.10<br>(2,242.55) |  |
| 911,657   | 602,653.93                |  | 1,053,255   | 699,335.67                | TOTAL PASSENGER          | 113,503                               | 75,243.08               |  | 100,962                               | 66,651.55               |  |
| 22,950  | 110,749.25                |  | 23,687  | 114,394.50                | 2-Axle Trucks            | 2,501                                 | 12,092.25               |  | 2,596                                 | 12,526.00               |  |
| 7,687   | 60,964.13                 |  | 9,553   | 83,878.93                 | 3-Axle Trucks            | 1,242                                 | 11,591.32               |  | 847                                   | 6,717.94                |  |
| 6,756   | 70,989.05                 |  | 6,450   | 75,017.25                 | 4-Axle Trucks            | 658                                   | 8,225.75                |  | 750                                   | 7,882.60                |  |
| 26,013  | 342,971.75                |  | 25,486  | 369,263.04                | 5-Axle Trucks            | 3,103                                 | 48,157.67               |  | 2,690                                 | 35,355.28               |  |
| 401   | 6,403.21                  |  | 361   | 6,319.87                  | 6-Axle Trucks            | 45                                    | 856.15                  |  | 55                                    | 881.26                  |  |
| 12  | 250.12                    |  | 8   | 183.05                    | 7-Axle Trucks            | 2                                     | 43.22                   |  | -                                     | -                       |  |
| -   | -                         |  | -   | -                         | Permits                  | -                                     | -                       |  | -                                     | -                       |  |
| 63,819  | 592,327.51                |  | 65,545  | 649,056.64                | TOTAL TRUCKS             | 7,551                                 | 80,966.36               |  | 6,938                                 | 63,363.08               |  |
| 975,476   | 1,194,981.44              |  | 1,118,800   | 1,348,392.31              | TOTAL TOLL VEHICLES      | 121,054                               | 156,209.44              |  | 107,900                               | 130,014.63              |  |
| 3,573   | 4,377.22                  |  | 4,098   | 4,939.17                  | DAILY AVERAGE            | 4,035                                 | 5,206.98                |  | 3,597                                 | 4,333.82                |  |

|                    |        |
|--------------------|--------|
| Rate Change        |        |
| Traffic (toll)     | 14.59% |
| Autos              | 15.53% |
| Trucks             | 2.70%  |
| Revenue            | 12.84% |
| Autos              | 16.04% |
| Trucks             | 9.58%  |
| EZPass Penetration |        |
| Cars               | 49.43% |
| Trucks             | 69.37% |
| Total              | 50.60% |

|                    |        |
|--------------------|--------|
| Rate Change        |        |
| Traffic (toll)     | 12.19% |
| Autos              | 12.42% |
| Trucks             | 8.84%  |
| Revenue            | 20.15% |
| Autos              | 12.89% |
| Trucks             | 27.78% |
| EZPass Penetration |        |
| Cars               | 51.08% |
| Trucks             | 69.26% |
| Total              | 52.22% |

\* Discounts represents rebates for commuter discounts earned when a customer crosses the Commission's bridges 20 times in a 35 day period as well as discounts for employee's and commission vehicle's non-revenue crossings.

Note: Toll traffic at Portland-Columbia was higher than previous years due to construction at the local toll supported bridge.



DELAWARE RIVER JOINT TOLL BRIDGE COMMISSION

DELAWARE WATER GAP TOLL BRIDGE

COMPARATIVE STATEMENT OF TOLL TRAFFIC AND REVENUE

SEPTEMBER 2007

| JANUARY 1, 2006<br>SEPTEMBER 30, 2006<br>273 DAYS |                             |  | JANUARY 1, 2007<br>SEPTEMBER 30, 2007<br>273 DAYS |                             |                          | MONTH OF<br>SEPTEMBER 2007<br>30 DAYS |                          |  | MONTH OF<br>SEPTEMBER 2006<br>30 DAYS |                          |  |
|---|-----------------------------|--|---|-----------------------------|--------------------------|---------------------------------------|--------------------------|--|---------------------------------------|--------------------------|--|
| NUMBER OF<br>VEHICLES                             | TOTAL<br>REVENUE            |  | NUMBER OF<br>VEHICLES                             | TOTAL<br>REVENUE            | VEHICLE CLASS            | NUMBER OF<br>VEHICLES                 | TOTAL<br>REVENUE         |  | NUMBER OF<br>VEHICLES                 | TOTAL<br>REVENUE         |  |
| 6,472,856   | 4,413,297.30<br>(84,748.22) |  | 6,418,672   | 4,358,119.35<br>(66,102.58) | Passenger<br>Discounts * | 716,954                               | 487,653.90<br>(6,608.83) |  | 723,082                               | 493,182.75<br>(8,251.24) |  |
| 6,472,856   | 4,328,549.08                |  | 6,418,672   | 4,292,016.77                | TOTAL PASSENGER          | 716,954                               | 481,045.07               |  | 723,082                               | 484,931.51               |  |
| 122,902   | 592,784.75                  |  | 123,550   | 594,398.25                  | 2-Axle Trucks            | 13,770                                | 66,239.75                |  | 13,885                                | 66,939.75                |  |
| 71,584  | 558,888.73                  |  | 72,043  | 613,797.74                  | 3-Axle Trucks            | 7,732                                 | 71,208.58                |  | 7,792                                 | 60,727.85                |  |
| 47,641  | 488,605.15                  |  | 51,329  | 575,454.50                  | 4-Axle Trucks            | 4,953                                 | 60,336.25                |  | 5,366                                 | 55,030.80                |  |
| 842,856   | 11,040,493.38               |  | 881,634   | 12,593,992.27               | 5-Axle Trucks            | 96,045                                | 1,484,676.91             |  | 95,254                                | 1,248,119.84             |  |
| 14,850  | 230,096.67                  |  | 17,673  | 298,893.38                  | 6-Axle Trucks            | 1,829                                 | 33,487.16                |  | 1,703                                 | 26,276.13                |  |
| 852   | 18,586.94                   |  | 893   | 21,049.70                   | 7-Axle Trucks            | 87                                    | 2,242.46                 |  | 84                                    | 1,803.05                 |  |
| 36  | 2,058.25                    |  | 31  | 1,877.33                    | Permits                  | 5                                     | 275.60                   |  | 1                                     | 55.00                    |  |
| 1,100,721   | 12,931,513.87               |  | 1,147,153   | 14,699,463.17               | TOTAL TRUCKS             | 124,421                               | 1,718,466.71             |  | 124,085                               | 1,458,952.42             |  |
| 7,573,577   | 17,260,062.95               |  | 7,565,825   | 18,991,479.94               | TOTAL TOLL VEHICLES      | 841,375                               | 2,199,511.78             |  | 847,167                               | 1,943,883.93             |  |
| 27,742  | 63,223.67                   |  | 27,714  | 69,565.86                   | DAILY AVERAGE            | 28,046                                | 73,317.06                |  | 28,239                                | 64,796.13                |  |

|                    |        |
|--------------------|--------|
| Rate Change        |        |
| Traffic (toll)     | -0.10% |
| Autos              | -0.84% |
| Trucks             | 4.22%  |
| Revenue            | 10.03% |
| Autos              | -0.84% |
| Trucks             | 13.67% |
| EZPass Penetration |        |
| Cars               | 50.97% |
| Trucks             | 64.33% |
| Total              | 53.00% |

|                    |        |
|--------------------|--------|
| Rate Change        |        |
| Traffic (toll)     | -0.68% |
| Autos              | -0.85% |
| Trucks             | 0.27%  |
| Revenue            | 13.15% |
| Autos              | -0.80% |
| Trucks             | 17.79% |
| EZPass Penetration |        |
| Cars               | 50.84% |
| Trucks             | 64.56% |
| Total              | 52.88% |

\* Discounts represents rebates for commuter discounts earned when a customer crosses the Commission's bridges 20 times in a 35 day period as well as discounts for employee's and commission vehicle's non-revenue crossings.

DELAWARE RIVER JOINT TOLL BRIDGE COMMISSION

MILFORD - MONTAGUE TOLL BRIDGE

COMPARATIVE STATEMENT OF TOLL TRAFFIC AND REVENUE

SEPTEMBER 2007

| JANUARY 1, 2006    |               |  | JANUARY 1, 2007    |               |                     | MONTH OF           |               |  | MONTH OF           |               |  |
|--------------------|---------------|--|--------------------|---------------|---------------------|--------------------|---------------|--|--------------------|---------------|--|
| SEPTEMBER 30, 2006 |               |  | SEPTEMBER 30, 2007 |               |                     | SEPTEMBER 2007     |               |  | SEPTEMBER 2006     |               |  |
| 273 DAYS           |               |  | 273 DAYS           |               |                     | 30 DAYS            |               |  | 30 DAYS            |               |  |
| NUMBER OF VEHICLES | TOTAL REVENUE |  | NUMBER OF VEHICLES | TOTAL REVENUE | VEHICLE CLASS       | NUMBER OF VEHICLES | TOTAL REVENUE |  | NUMBER OF VEHICLES | TOTAL REVENUE |  |
| 993,100            | 675,876.60    |  | 1,000,320          | 678,537.60    | Passenger           | 125,181            | 85,414.65     |  | 118,714            | 81,198.15     |  |
| -                  | (19,487.59)   |  | -                  | (17,826.00)   | Discounts *         | -                  | (1,966.86)    |  | -                  | (2,132.86)    |  |
| 993,100            | 656,389.01    |  | 1,000,320          | 660,711.60    | TOTAL PASSENGER     | 125,181            | 83,447.79     |  | 118,714            | 79,065.29     |  |
| 18,680             | 90,396.50     |  | 19,954             | 96,286.50     | 2-Axle Trucks       | 2,227              | 10,747.25     |  | 2,100              | 10,167.00     |  |
| 4,130              | 32,752.38     |  | 3,644              | 32,300.57     | 3-Axle Trucks       | 427                | 4,007.03      |  | 437                | 3,468.97      |  |
| 1,509              | 15,944.50     |  | 1,592              | 18,636.90     | 4-Axle Trucks       | 189                | 2,350.40      |  | 181                | 1,910.15      |  |
| 7,101              | 93,249.70     |  | 6,831              | 97,947.64     | 5-Axle Trucks       | 659                | 10,153.81     |  | 718                | 9,427.66      |  |
| 50                 | 798.75        |  | 57                 | 994.43        | 6-Axle Trucks       | 5                  | 93.62         |  | 8                  | 128.72        |  |
| 11                 | 214.37        |  | 7                  | 164.74        | 7-Axle Trucks       | -                  | -             |  | 3                  | 40.29         |  |
| -                  | -             |  | -                  | -             | Permits             | -                  | -             |  | -                  | -             |  |
| 31,481             | 233,356.20    |  | 32,085             | 246,330.78    | TOTAL TRUCKS        | 3,507              | 27,352.11     |  | 3,447              | 25,142.79     |  |
| 1,024,581          | 889,745.21    |  | 1,032,405          | 907,042.38    | TOTAL TOLL VEHICLES | 128,688            | 110,799.90    |  | 122,161            | 104,208.08    |  |
| 3,753              | 3,259.14      |  | 3,782              | 3,322.50      | DAILY AVERAGE       | 4,290              | 3,693.33      |  | 4,072              | 3,473.60      |  |

|                    |        |
|--------------------|--------|
| Rate Change        |        |
| Traffic (toll)     | 0.76%  |
| Autos              | 0.73%  |
| Trucks             | 1.92%  |
| Revenue            | 1.94%  |
| Autos              | 0.66%  |
| Trucks             | 5.56%  |
| EZPass Penetration |        |
| Cars               | 52.26% |
| Trucks             | 64.63% |
| Total              | 52.65% |

|                    |        |
|--------------------|--------|
| Rate Change        |        |
| Traffic (toll)     | 5.34%  |
| Autos              | 5.45%  |
| Trucks             | 1.74%  |
| Revenue            | 6.33%  |
| Autos              | 5.54%  |
| Trucks             | 8.79%  |
| EZPass Penetration |        |
| Cars               | 50.05% |
| Trucks             | 66.84% |
| Total              | 50.51% |

\* Discounts represents rebates for commuter discounts earned when a customer crosses the Commission's bridges 20 times in a 35 day period as well as discounts for employee's and commission vehicle's non-revenue crossings.

# **Delaware River Joint Toll Bridge Commission** **Toll Supported Bridge - Two Way Traffic Counts** **September 2007**

| <b>Bridge</b>                         | <b>Total Volume</b> |                  |              |                   |                   |              |
|---------------------------------------|---------------------|------------------|--------------|-------------------|-------------------|--------------|
|                                       | September 2007      | September 2006   | % Change     | YTD 2007          | YTD 2006          | % Change     |
| Lower Trenton <sup>1</sup>            | 560,732             | 507,037          | 10.59%       | 5,062,319         | 4,340,774         | 16.62%       |
| Calhoun Street                        | 550,187             | 539,572          | 1.97%        | 5,089,816         | 4,977,206         | 2.26%        |
| Scudder Falls                         | 1,757,370           | 1,687,969        | 4.11%        | 15,976,356        | 15,564,861        | 2.64%        |
| Washington Crossing                   | 209,360             | 208,244          | 0.54%        | 1,851,596         | 1,749,236         | 5.85%        |
| New Hope - Lambertville               | 449,773             | 432,513          | 3.99%        | 4,006,928         | 3,789,896         | 5.73%        |
| Centre Bridge - Stockton <sup>2</sup> | 151,546             | 149,144          | 1.61%        | 780,767           | 1,313,496         | -40.56%      |
| Uhlertown - Frenchtown                | 124,988             | 119,096          | 4.95%        | 1,089,299         | 1,029,814         | 5.78%        |
| Upper Black Eddy - Milford            | 122,259             | 116,836          | 4.64%        | 1,045,371         | 1,078,125         | -3.04%       |
| Riegelsville                          | 104,853             | 101,082          | 3.73%        | 938,973           | 920,032           | 2.06%        |
| Northampton Street                    | 679,051             | 676,601          | 0.36%        | 6,320,260         | 6,257,652         | 1.00%        |
| Riverton - Belvidere <sup>3</sup>     | 145,880             | 156,138          | -6.57%       | 1,197,254         | 1,446,427         | -17.23%      |
| <b>Total</b>                          | <b>4,855,999</b>    | <b>4,694,232</b> | <b>3.45%</b> | <b>43,358,938</b> | <b>42,467,518</b> | <b>2.10%</b> |

1. Increase in traffic volume is a result of construction on the Trenton-Morrisville Toll Bridge (T-380B)

2. Bridge closed weekdays during rehabilitation project (TS-429A)

3. Bridge closed weekends for rehabilitation project (TS-371A)

# Delaware River Joint Toll Bridge Commission

## Toll Supported Bridge - Westbound Traffic Counts

September 2007

| Bridge                                | Westbound Volume |                |          |            |            |          |
|---------------------------------------|------------------|----------------|----------|------------|------------|----------|
|                                       | September 2007   | September 2006 | % Change | YTD 2007   | YTD 2006   | % Change |
| Lower Trenton <sup>1</sup>            | 392,156          | 380,753        | 2.99%    | 3,589,735  | 3,283,483  | 9.33%    |
| Calhoun Street                        | 271,147          | 272,672        | -0.56%   | 2,541,432  | 2,530,376  | 0.44%    |
| Scudder Falls                         | 896,328          | 868,807        | 3.17%    | 8,171,661  | 8,038,597  | 1.66%    |
| Washington Crossing                   | 117,425          | 114,996        | 2.11%    | 1,045,302  | 918,661    | 13.79%   |
| New Hope - Lambertville               | 212,597          | 203,141        | 4.65%    | 1,861,819  | 1,846,638  | 0.82%    |
| Centre Bridge - Stockton <sup>2</sup> | 70,432           | 80,957         | -13.00%  | 382,109    | 689,297    | -44.57%  |
| Uhlerstown - Frenchtown               | 62,007           | 59,297         | 4.57%    | 538,354    | 511,087    | 5.34%    |
| Upper Black Eddy - Milford            | 58,452           | 53,767         | 8.71%    | 480,038    | 497,839    | -3.58%   |
| Riegelsville                          | 48,883           | 47,444         | 3.03%    | 438,354    | 431,706    | 1.54%    |
| Northampton Street                    | 397,280          | 392,837        | 1.13%    | 3,693,835  | 3,672,754  | 0.57%    |
| Riverton - Belvidere <sup>3</sup>     | 77,489           | 83,673         | -7.39%   | 637,041    | 777,490    | -18.06%  |
| Total                                 | 2,604,196        | 2,558,344      | 1.79%    | 23,379,680 | 23,197,928 | 0.78%    |

1. Increase in traffic volume is a result of construction on the Trenton-Morrisville Toll Bridge (T-380B)

2. Bridge closed weekdays during rehabilitation project (TS-429A)

3. Bridge closed weekends for rehabilitation project (TS-371A)

# **Delaware River Joint Toll Bridge Commission** **Toll Bridge - Two Way Traffic Counts** **September 2007**

| Bridge                             | Total Volume (all classes) |                |          |            |            |          |
|------------------------------------|----------------------------|----------------|----------|------------|------------|----------|
|                                    | September 2007             | September 2006 | % Change | YTD 2007   | YTD 2006   | % Change |
| Trenton - Morrisville <sup>1</sup> | 1,524,822                  | 1,553,637      | -1.85%   | 13,419,020 | 14,092,599 | -4.78%   |
| New Hope - Lambertville            | 316,423                    | 293,890        | 7.67%    | 2,947,274  | 2,609,028  | 12.96%   |
| Interstate 78                      | 1,707,584                  | 1,728,741      | -1.22%   | 15,863,876 | 15,800,996 | 0.40%    |
| Easton - Phillipsburg              | 1,152,219                  | 1,139,892      | 1.08%    | 10,492,767 | 10,446,007 | 0.45%    |
| Portland - Columbia <sup>2</sup>   | 248,124                    | 226,519        | 9.54%    | 2,304,358  | 1,994,132  | 15.56%   |
| Delaware Water Gap                 | 1,717,224                  | 1,705,787      | 0.67%    | 15,266,616 | 15,273,086 | -0.04%   |
| Milford - Montague                 | 296,087                    | 280,013        | 5.74%    | 2,354,991  | 2,345,793  | 0.39%    |
| Total                              | 6,962,483                  | 6,928,479      | 0.49%    | 62,648,903 | 62,561,641 | 0.14%    |

**Notes:**

1. Traffic patterns are changing for the rehabilitation project (T-380B) and the eastbound traffic counter was removed on August 23, 2007. Interpolated eastbound data by using September 2006 values increased by 1.80% (the difference between Sept. 2005 and Sept. 2006).
2. Increase in traffic volume due to temporary closures of the Riverton - Belvidere Toll Supported Bridge for Rehabilitation (TS-371A)

## DELAWARE RIVER JOINT TOLL BRIDGE COMMISSION

Meeting of October 29, 2007

### STATISTICAL SUMMARY OF EXPENDITURES

This includes reports entitled “**Budget vs Actual**” covering the month of September 2007 and the nine month year-to-date operations of fiscal year 2007 relative to Toll Bridges, Toll Supported Bridges and Administration departments.

Total expense plus encumbrance totaled \$3,332,113 for the month of September. For the fiscal year-to-date 2007, total expense plus encumbrances amounted to \$32,465,148 or 97.05% of the year-to-date operating budget. The positive variance between the operating budget and actual expenses is due to normal operating activity.

Several line items are currently running ahead of budget on a year-to-date basis. Unemployment Compensation is currently over its annual budget but situation is insignificant to the total operating budget due to the size of the budgeted line item. Temporary salaries are running ahead of budget and are expected to end the year over budget as a result of higher than anticipated charges at the District II toll bridges and Administration. The OT expense for Administration is more than offset by salary savings from vacant positions. EZPass Operating expense is running ahead of budget due to higher than budgeted charges for transaction processing.

There were no unusual expenses or charges for the month of September.

**Delaware River Joint Toll Bridge Commission  
Budget vs Actual  
For the Nine Months Ending September 30, 2007**

**TOTAL COMMISSION**

|                               | <b>Budget<br/>2007</b> | <b>Expended<br/>for the<br/>Month</b> | <b>Expended<br/>Year to<br/>Date</b> | <b>Encumbered</b> | <b>Budget<br/>Remaining<br/>Balance</b> |
|-------------------------------|------------------------|---------------------------------------|--------------------------------------|-------------------|---|
| Regular Employees Salaries    | \$16,524,608           | \$1,290,910                           | \$12,654,281                         | \$0               | \$3,870,327                             |
| Temporary/Summer Salaries     | 534,700                | 43,292                                | 492,971                              | 0                 | 41,729                                  |
| Overtime Wages                | 400,600                | 21,489                                | 234,760                              | 0                 | 165,840                                 |
| Pension Contributions         | 669,345                | 43,030                                | 433,377                              | 0                 | 235,968                                 |
| Social Security Contributions | 1,335,683              | 98,834                                | 1,017,982                            | 0                 | 317,701                                 |
| Health Care Benefits          | 4,889,500              | 478,407                               | 3,539,604                            | 0                 | 1,349,896                               |
| Life Insurance                | 151,407                | 8,553                                 | 89,313                               | 0                 | 62,094                                  |
| Retiree Benefits              | 2,257,865              | 165,575                               | 1,634,268                            | 0                 | 623,597                                 |
| Unemployment Compensation     | 25,000                 | 0                                     | 43,191                               | 0                 | (18,191)                                |
| Utility Expense               | 734,110                | 13,024                                | 449,005                              | 92,806            | 192,299                                 |
| Office Expense                | 272,555                | 18,720                                | 156,324                              | 6,646             | 109,585                                 |
| Communication                 | 352,085                | 16,859                                | 198,472                              | 1,386             | 152,227                                 |
| Information Technology        | 364,460                | 37,840                                | 189,251                              | 50,693            | 124,516                                 |
| Education and Training        | 280,125                | 8,015                                 | 104,284                              | 410               | 175,431                                 |
| Vehicle Maint. & Equipment    | 307,000                | 16,619                                | 152,411                              | 120,191           | 34,398                                  |
| Operations Maintenance        | 1,015,910              | 52,561                                | 688,028                              | 123,552           | 204,330                                 |
| Commission                    | 30,000                 | 906                                   | 23,365                               | 250               | 6,385                                   |
| Toll Collection               | 106,600                | 3,188                                 | 32,966                               | 4,608             | 69,026                                  |
| Uniforms                      | 108,600                | 38,553                                | 61,641                               | 25,651            | 21,308                                  |
| Business Insurance            | 3,445,249              | 256,665                               | 2,490,717                            | 0                 | 954,532                                 |
| Civil Claim- Kennedy          | 15,000                 | 15,000                                | 15,000                               | 0                 | 0                                       |
| Licenses & Inspections        | 4,570                  | 412                                   | 1,409                                | 0                 | 3,161                                   |
| Advertising                   | 225,940                | 230                                   | 22,504                               | 0                 | 203,436                                 |
| Professional Services         | 1,157,500              | 29,234                                | 645,675                              | 0                 | 511,825                                 |
| State Police Bridge Security  | 4,060,079              | 332,444                               | 3,033,844                            | 0                 | 1,026,235                               |
| EZPass Equipment/Maintenance  | 1,250,100              | 90,212                                | 864,272                              | 0                 | 385,828                                 |
| General Contingency           | 385,000                | 5,974                                 | 9,817                                | 0                 | 375,183                                 |
| EZPass Operating Expense      | 3,528,000              | 288,819                               | 2,760,223                            | 0                 | 767,777                                 |
| <b>Total</b>                  | <b>\$44,431,591</b>    | <b>\$3,375,365</b>                    | <b>\$32,038,955</b>                  | <b>\$426,193</b>  | <b>\$11,966,443</b>                     |

**Delaware River Joint Toll Bridge Commission**  
**Budget vs Actual**  
**For the Nine Months Ending September 30, 2007**

**ADMINISTRATION\***

|                               | <b>Budget<br/>2007</b> | <b>Expended<br/>for the<br/>Month</b> | <b>Expended<br/>Year to<br/>Date</b> | <b>Encumbered</b> | <b>Budget<br/>Remaining<br/>Balance</b> |
|-------------------------------|------------------------|---------------------------------------|--------------------------------------|-------------------|---|
| Regular Employees Salaries    | \$2,775,726            | \$194,171                             | \$1,814,397                          | \$0               | \$961,329                               |
| Temporary/Summer Salaries     | 38,014                 | 2,009                                 | 44,610                               | 0                 | (6,596)                                 |
| Overtime Wages                | 17,200                 | 11                                    | 1,746                                | 0                 | 15,454                                  |
| Pension Contributions         | 109,606                | 5,433                                 | 62,348                               | 0                 | 47,258                                  |
| Social Security Contributions | 216,567                | 12,163                                | 131,177                              | 0                 | 85,390                                  |
| Health Care Benefits          | 583,862                | 51,459                                | 409,150                              | 0                 | 174,712                                 |
| Life Insurance                | 23,820                 | 1,323                                 | 13,103                               | 0                 | 10,717                                  |
| Retiree Benefits              | 419,318                | 30,625                                | 303,241                              | 0                 | 116,077                                 |
| Unemployment Compensation     | 25,000                 | 0                                     | 42,582                               | 0                 | (17,582)                                |
| Utility Expense               | 0                      | (7,230)                               | 0                                    | 0                 | 0                                       |
| Office Expense                | 179,200                | 10,337                                | 115,713                              | 6,165             | 57,322                                  |
| Communication                 | 82,400                 | 3,845                                 | 46,336                               | 1,386             | 34,678                                  |
| Information Technology        | 318,675                | 37,840                                | 189,191                              | 50,693            | 78,791                                  |
| Education and Training        | 171,200                | 7,151                                 | 65,233                               | 0                 | 105,967                                 |
| Vehicle Maint. & Equipment    | 2,100                  | 65                                    | 542                                  | 0                 | 1,558                                   |
| Commission                    | 30,000                 | 906                                   | 23,365                               | 250               | 6,385                                   |
| Business Insurance            | 392,883                | 10,595                                | 247,063                              | 0                 | 145,820                                 |
| Advertising                   | 211,000                | 230                                   | 22,504                               | 0                 | 188,496                                 |
| Professional Services         | 1,157,500              | 29,234                                | 551,907                              | 0                 | 605,593                                 |
| General Contingency           | 385,000                | 5,974                                 | 9,817                                | 0                 | 375,183                                 |
| <b>Total</b>                  | <b>\$7,139,071</b>     | <b>\$396,141</b>                      | <b>\$4,094,025</b>                   | <b>\$58,494</b>   | <b>\$2,986,552</b>                      |

\* Includes Executive, Human Resources, Accounting, EZPass, Purchasing, Information Technology and Community Affairs.



**Delaware River Joint Toll Bridge Commission**  
**Budget vs Actual**  
**For the Nine Months Ending September 30, 2007**

**ADMINISTRATION - OPERATIONS\***

|                               | Budget<br>2007     | Expended<br>for the<br>Month | Expended<br>Year to<br>Date | Encumbered | Budget<br>Remaining<br>Balance |
|-------------------------------|--------------------|------------------------------|-----------------------------|------------|--------------------------------|
| Regular Employees Salaries    | \$898,435          | \$110,935                    | \$937,936                   | \$0        | (\$39,501)                     |
| Temporary/Summer Salaries     | 0                  | 0                            | 9,168                       | 0          | (9,168)                        |
| Overtime Wages                | 0                  | 7                            | 1,410                       | 0          | (1,410)                        |
| Pension Contributions         | 57,535             | 3,479                        | 34,594                      | 0          | 22,941                         |
| Social Security Contributions | 68,730             | 7,190                        | 83,479                      | 0          | (14,749)                       |
| Health Care Benefits          | 251,619            | 24,365                       | 170,304                     | 0          | 81,315                         |
| Life Insurance                | 12,860             | 640                          | 6,621                       | 0          | 6,239                          |
| Office Expense                | 42,550             | 6,666                        | 15,615                      | 0          | 26,935                         |
| Communication                 | 22,295             | 728                          | 8,914                       | 0          | 13,381                         |
| Information Technology        | 3,500              | 0                            | 0                           | 0          | 3,500                          |
| Education and Training        | 77,075             | 818                          | 31,122                      | 0          | 45,953                         |
| Vehicle Maint. & Equipment    | 2,000              | 0                            | 0                           | 0          | 2,000                          |
| Operations Maintenance        | 5,000              | 120                          | 1,150                       | 0          | 3,850                          |
| Business Insurance            | 38,355             | 0                            | 6,002                       | 0          | 32,353                         |
| Advertising                   | 14,940             | 0                            | 0                           | 0          | 14,940                         |
| Professional Services         | 0                  | 0                            | 93,768                      | 0          | (93,768)                       |
| <b>Total</b>                  | <b>\$1,494,894</b> | <b>\$154,948</b>             | <b>\$1,400,083</b>          | <b>\$0</b> | <b>\$94,811</b>                |

\* Includes Engineering, Security, Safety & Training, Policy & Planning, Plant & Facilities and Compact Authorized Investment.

**Delaware River Joint Toll Bridge Commission**  
**Budget vs Actual**  
**For the Nine Months Ending September 30, 2007**

**TRENTON - MORRISVILLE TOLL BRIDGE**

|                               | <b>Budget<br/>2007</b> | <b>Expended<br/>for the<br/>Month</b> | <b>Expended<br/>Year to<br/>Date</b> | <b>Encumbered</b> | <b>Budget<br/>Remaining<br/>Balance</b> |
|-------------------------------|------------------------|---------------------------------------|--------------------------------------|-------------------|---|
| Regular Employees Salaries    | \$1,531,080            | \$102,230                             | \$1,094,481                          | \$0               | \$436,599                               |
| Temporary/Summer Salaries     | 59,890                 | 4,973                                 | 44,438                               | 0                 | 15,452                                  |
| Overtime Wages                | 36,000                 | 2,157                                 | 30,317                               | 0                 | 5,683                                   |
| Pension Contributions         | 62,175                 | 3,479                                 | 38,146                               | 0                 | 24,029                                  |
| Social Security Contributions | 124,463                | 8,315                                 | 90,796                               | 0                 | 33,667                                  |
| Health Care Benefits          | 482,863                | 46,915                                | 338,005                              | 0                 | 144,858                                 |
| Life Insurance                | 13,512                 | 691                                   | 7,880                                | 0                 | 5,632                                   |
| Retiree Benefits              | 219,335                | 16,090                                | 158,763                              | 0                 | 60,572                                  |
| Utility Expense               | 150,000                | 7,230                                 | 100,630                              | 8,850             | 40,520                                  |
| Office Expense                | 7,450                  | 749                                   | 10,987                               | 0                 | (3,537)                                 |
| Communication                 | 46,950                 | 1,985                                 | 32,568                               | 0                 | 14,382                                  |
| Information Technology        | 20,685                 | 0                                     | 60                                   | 0                 | 20,625                                  |
| Education and Training        | 4,500                  | 0                                     | 1,124                                | 0                 | 3,376                                   |
| Vehicle Maint. & Equipment    | 50,000                 | (212)                                 | 26,265                               | 25,610            | (1,875)                                 |
| Operations Maintenance        | 156,700                | 10,824                                | 123,341                              | 26,850            | 6,509                                   |
| Toll Collection               | 14,000                 | 0                                     | 2,189                                | 1,710             | 10,101                                  |
| Uniforms                      | 22,000                 | 3,591                                 | 5,121                                | 573               | 16,306                                  |
| Business Insurance            | 308,368                | 25,017                                | 227,674                              | 0                 | 80,694                                  |
| Licenses & Inspections        | 480                    | 0                                     | 221                                  | 0                 | 259                                     |
| State Police Bridge Security  | 672,364                | 55,053                                | 502,412                              | 0                 | 169,952                                 |
| EZPass Equipment/Maintenance  | 208,350                | 14,900                                | 134,383                              | 0                 | 73,967                                  |
| EZPass Operating Expense      | 659,541                | 53,980                                | 515,965                              | 0                 | 143,576                                 |
| <b>Total</b>                  | <b>\$4,850,706</b>     | <b>\$357,967</b>                      | <b>\$3,485,766</b>                   | <b>\$63,593</b>   | <b>\$1,301,347</b>                      |

**Delaware River Joint Toll Bridge Commission  
Budget vs Actual  
For the Nine Months Ending September 30, 2007**

**NEW HOPE - LAMBERTVILLE TOLL BRIDGE**

|                               | <b>Budget<br/>2007</b> | <b>Expended<br/>for the<br/>Month</b> | <b>Expended<br/>Year to<br/>Date</b> | <b>Encumbered</b> | <b>Budget<br/>Remaining<br/>Balance</b> |
|-------------------------------|------------------------|---------------------------------------|--------------------------------------|-------------------|---|
| Regular Employees Salaries    | \$894,140              | \$74,250                              | \$760,430                            | \$0               | \$133,710                               |
| Temporary/Summer Salaries     | 13,820                 | 102                                   | 22,827                               | 0                 | (9,007)                                 |
| Overtime Wages                | 18,000                 | 1,309                                 | 19,780                               | 0                 | (1,780)                                 |
| Pension Contributions         | 35,584                 | 2,386                                 | 23,294                               | 0                 | 12,290                                  |
| Social Security Contributions | 70,836                 | 5,852                                 | 60,599                               | 0                 | 10,237                                  |
| Health Care Benefits          | 286,260                | 24,078                                | 206,841                              | 0                 | 79,419                                  |
| Life Insurance                | 7,733                  | 469                                   | 4,879                                | 0                 | 2,854                                   |
| Retiree Benefits              | 129,021                | 9,462                                 | 93,382                               | 0                 | 35,639                                  |
| Utility Expense               | 91,000                 | 0                                     | 51,456                               | 6,876             | 32,668                                  |
| Office Expense                | 13,300                 | 0                                     | 2,329                                | 0                 | 10,971                                  |
| Communication                 | 34,010                 | 3,031                                 | 12,852                               | 0                 | 21,158                                  |
| Information Technology        | 3,600                  | 0                                     | 0                                    | 0                 | 3,600                                   |
| Education and Training        | 3,200                  | 0                                     | 1,428                                | 0                 | 1,772                                   |
| Vehicle Maint. & Equipment    | 46,600                 | 3,946                                 | 21,057                               | 16,756            | 8,787                                   |
| Operations Maintenance        | 119,500                | 8,741                                 | 89,198                               | 21,336            | 8,966                                   |
| Toll Collection               | 11,500                 | 175                                   | 5,897                                | 1,740             | 3,863                                   |
| Uniforms                      | 1,000                  | 0                                     | 809                                  | 0                 | 191                                     |
| Business Insurance            | 214,673                | 17,617                                | 159,503                              | 0                 | 55,170                                  |
| Licenses & Inspections        | 240                    | 37                                    | 270                                  | 0                 | (30)                                    |
| State Police Bridge Security  | 125,753                | 10,306                                | 93,994                               | 0                 | 31,759                                  |
| EZPass Equipment/Maintenance  | 138,900                | 9,931                                 | 89,053                               | 0                 | 49,847                                  |
| EZPass Operating Expense      | 191,312                | 15,654                                | 149,652                              | 0                 | 41,660                                  |
| <b>Total</b>                  | <b>\$2,449,982</b>     | <b>\$187,346</b>                      | <b>\$1,869,530</b>                   | <b>\$46,708</b>   | <b>\$533,744</b>                        |

**Delaware River Joint Toll Bridge Commission  
Budget vs Actual  
For the Nine Months Ending September 30, 2007**

**INTERSTATE - 78 TOLL BRIDGE**

|                               | <b>Budget<br/>2007</b> | <b>Expended<br/>for the<br/>Month</b> | <b>Expended<br/>Year to<br/>Date</b> | <b>Encumbered</b> | <b>Budget<br/>Remaining<br/>Balance</b> |
|-------------------------------|------------------------|---------------------------------------|--------------------------------------|-------------------|---|
| Regular Employees Salaries    | \$2,095,448            | \$162,647                             | \$1,607,242                          | \$0               | \$488,206                               |
| Temporary/Summer Salaries     | 80,100                 | 6,721                                 | 88,705                               | 0                 | (8,605)                                 |
| Overtime Wages                | 76,000                 | 5,077                                 | 56,434                               | 0                 | 19,566                                  |
| Pension Contributions         | 82,868                 | 6,330                                 | 59,363                               | 0                 | 23,505                                  |
| Social Security Contributions | 172,243                | 13,257                                | 132,997                              | 0                 | 39,246                                  |
| Health Care Benefits          | 660,023                | 69,844                                | 498,027                              | 0                 | 161,996                                 |
| Life Insurance                | 18,009                 | 1,095                                 | 11,940                               | 0                 | 6,069                                   |
| Retiree Benefits              | 303,199                | 22,254                                | 219,501                              | 0                 | 83,698                                  |
| Utility Expense               | 99,000                 | 3,338                                 | 60,424                               | 18,800            | 19,776                                  |
| Office Expense                | 5,750                  | 372                                   | 2,627                                | 0                 | 3,123                                   |
| Communication                 | 24,440                 | 688                                   | 14,263                               | 0                 | 10,177                                  |
| Information Technology        | 3,600                  | 0                                     | 0                                    | 0                 | 3,600                                   |
| Education and Training        | 3,050                  | 0                                     | 1,187                                | 0                 | 1,863                                   |
| Vehicle Maint. & Equipment    | 56,000                 | 3,847                                 | 41,609                               | 26,762            | (12,371)                                |
| Operations Maintenance        | 159,200                | 6,405                                 | 135,060                              | 8,090             | 16,050                                  |
| Toll Collection               | 12,000                 | 335                                   | 3,405                                | 0                 | 8,595                                   |
| Uniforms                      | 15,000                 | 8,345                                 | 11,007                               | 4,048             | (55)                                    |
| Business Insurance            | 658,568                | 54,514                                | 491,269                              | 0                 | 167,299                                 |
| Licenses & Inspections        | 400                    | 152                                   | 288                                  | 0                 | 112                                     |
| State Police Bridge Security  | 754,088                | 61,735                                | 563,450                              | 0                 | 190,638                                 |
| EZPass Equipment/Maintenance  | 243,075                | 17,376                                | 157,411                              | 0                 | 85,664                                  |
| EZPass Operating Expense      | 966,399                | 79,137                                | 756,163                              | 0                 | 210,236                                 |
| <b>Total</b>                  | <b>\$6,488,460</b>     | <b>\$523,469</b>                      | <b>\$4,912,372</b>                   | <b>\$57,700</b>   | <b>\$1,518,388</b>                      |

**Delaware River Joint Toll Bridge Commission  
Budget vs Actual  
For the Nine Months Ending September 30, 2007**

**EASTON - PHILLIPSBURG TOLL BRIDGE**

|                               | <b>Budget<br/>2007</b> | <b>Expended<br/>for the<br/>Month</b> | <b>Expended<br/>Year to<br/>Date</b> | <b>Encumbered</b> | <b>Budget<br/>Remaining<br/>Balance</b> |
|-------------------------------|------------------------|---------------------------------------|--------------------------------------|-------------------|---|
| Regular Employees Salaries    | \$1,498,784            | \$117,243                             | \$1,143,520                          | \$0               | \$355,264                               |
| Temporary/Summer Salaries     | 66,680                 | 7,130                                 | 90,231                               | 0                 | (23,551)                                |
| Overtime Wages                | 47,000                 | 2,715                                 | 26,584                               | 0                 | 20,416                                  |
| Pension Contributions         | 60,254                 | 3,967                                 | 39,061                               | 0                 | 21,193                                  |
| Social Security Contributions | 123,353                | 9,671                                 | 96,371                               | 0                 | 26,982                                  |
| Health Care Benefits          | 454,777                | 45,342                                | 330,533                              | 0                 | 124,244                                 |
| Life Insurance                | 13,095                 | 789                                   | 7,889                                | 0                 | 5,206                                   |
| Retiree Benefits              | 199,982                | 14,682                                | 144,786                              | 0                 | 55,196                                  |
| Unemployment Compensation     | 0                      | 0                                     | 305                                  | 0                 | (305)                                   |
| Utility Expense               | 101,600                | 226                                   | 75,007                               | 0                 | 26,593                                  |
| Office Expense                | 5,600                  | 197                                   | 1,944                                | 0                 | 3,656                                   |
| Communication                 | 28,940                 | 2,784                                 | 19,114                               | 0                 | 9,826                                   |
| Information Technology        | 3,600                  | 0                                     | 0                                    | 0                 | 3,600                                   |
| Education and Training        | 3,000                  | 47                                    | 1,091                                | 410               | 1,499                                   |
| Vehicle Maint. & Equipment    | 24,000                 | 352                                   | 5,839                                | 5,550             | 12,611                                  |
| Operations Maintenance        | 142,460                | 4,004                                 | 117,889                              | 7,583             | 16,988                                  |
| Toll Collection               | 15,000                 | 446                                   | 7,016                                | 0                 | 7,984                                   |
| Uniforms                      | 14,000                 | 4,388                                 | 6,750                                | 7,665             | (415)                                   |
| Business Insurance            | 234,744                | 18,741                                | 172,246                              | 0                 | 62,498                                  |
| Licenses & Inspections        | 500                    | 110                                   | 110                                  | 0                 | 390                                     |
| State Police Bridge Security  | 499,221                | 40,891                                | 373,078                              | 0                 | 126,143                                 |
| EZPass Equipment/Maintenance  | 173,625                | 12,829                                | 113,337                              | 0                 | 60,288                                  |
| EZPass Operating Expense      | 593,984                | 48,637                                | 464,756                              | 0                 | 129,228                                 |
| <b>Total</b>                  | <b>\$4,304,199</b>     | <b>\$335,191</b>                      | <b>\$3,237,457</b>                   | <b>\$21,208</b>   | <b>\$1,045,534</b>                      |

**Delaware River Joint Toll Bridge Commission**  
**Budget vs Actual**  
**For the Nine Months Ending September 30, 2007**

**PORTLAND - COLUMBIA TOLL BRIDGE**

|                               | <b>Budget<br/>2007</b> | <b>Expended<br/>for the<br/>Month</b> | <b>Expended<br/>Year to<br/>Date</b> | <b>Encumbered</b> | <b>Budget<br/>Remaining<br/>Balance</b> |
|-------------------------------|------------------------|---------------------------------------|--------------------------------------|-------------------|---|
| Regular Employees Salaries    | \$702,759              | \$62,493                              | \$596,294                            | \$0               | \$106,465                               |
| Temporary/Summer Salaries     | 44,902                 | 4,002                                 | 41,270                               | 0                 | 3,632                                   |
| Overtime Wages                | 27,400                 | 1,702                                 | 11,090                               | 0                 | 16,310                                  |
| Pension Contributions         | 25,489                 | 2,063                                 | 19,807                               | 0                 | 5,682                                   |
| Social Security Contributions | 59,292                 | 5,145                                 | 49,025                               | 0                 | 10,267                                  |
| Health Care Benefits          | 210,646                | 21,489                                | 153,982                              | 0                 | 56,664                                  |
| Life Insurance                | 5,539                  | 300                                   | 3,248                                | 0                 | 2,291                                   |
| Retiree Benefits              | 96,766                 | 7,109                                 | 70,071                               | 0                 | 26,695                                  |
| Utility Expense               | 64,390                 | 2,372                                 | 35,371                               | 16,544            | 12,475                                  |
| Office Expense                | 3,775                  | 95                                    | 1,059                                | 0                 | 2,716                                   |
| Communication                 | 23,240                 | 509                                   | 10,767                               | 0                 | 12,473                                  |
| Information Technology        | 3,600                  | 0                                     | 0                                    | 0                 | 3,600                                   |
| Education and Training        | 3,400                  | 0                                     | 808                                  | 0                 | 2,592                                   |
| Vehicle Maint. & Equipment    | 21,500                 | 1,808                                 | 6,302                                | 12,440            | 2,758                                   |
| Operations Maintenance        | 72,800                 | 6,034                                 | 45,367                               | 8,039             | 19,394                                  |
| Toll Collection               | 20,700                 | 423                                   | 2,521                                | 1,158             | 17,021                                  |
| Uniforms                      | 5,500                  | 0                                     | 65                                   | 965               | 4,470                                   |
| Business Insurance            | 137,731                | 11,114                                | 101,247                              | 0                 | 36,484                                  |
| Licenses & Inspections        | 350                    | 0                                     | 40                                   | 0                 | 310                                     |
| State Police Bridge Security  | 96,159                 | 7,879                                 | 71,870                               | 0                 | 24,289                                  |
| EZPass Equipment/Maintenance  | 104,175                | 7,860                                 | 66,926                               | 0                 | 37,249                                  |
| EZPass Operating Expense      | 112,579                | 9,213                                 | 88,069                               | 0                 | 24,510                                  |
| <b>Total</b>                  | <b>\$1,842,692</b>     | <b>\$151,610</b>                      | <b>\$1,375,199</b>                   | <b>\$39,146</b>   | <b>\$428,347</b>                        |

**Delaware River Joint Toll Bridge Commission**  
**Budget vs Actual**  
**For the Nine Months Ending September 30, 2007**

**DELAWARE WATER GAP TOLL BRIDGE**

|                               | <b>Budget<br/>2007</b> | <b>Expended<br/>for the<br/>Month</b> | <b>Expended<br/>Year to<br/>Date</b> | <b>Encumbered</b> | <b>Budget<br/>Remaining<br/>Balance</b> |
|-------------------------------|------------------------|---------------------------------------|--------------------------------------|-------------------|---|
| Regular Employees Salaries    | \$2,150,234            | \$167,829                             | \$1,674,380                          | \$0               | \$475,854                               |
| Temporary/Summer Salaries     | 160,052                | 16,811                                | 123,033                              | 0                 | 37,019                                  |
| Overtime Wages                | 59,500                 | 4,697                                 | 25,512                               | 0                 | 33,988                                  |
| Pension Contributions         | 88,796                 | 5,871                                 | 58,522                               | 0                 | 30,274                                  |
| Social Security Contributions | 181,289                | 14,484                                | 139,376                              | 0                 | 41,913                                  |
| Health Care Benefits          | 688,109                | 71,592                                | 524,973                              | 0                 | 163,136                                 |
| Life Insurance                | 19,297                 | 1,317                                 | 13,258                               | 0                 | 6,039                                   |
| Retiree Benefits              | 316,101                | 23,199                                | 228,834                              | 0                 | 87,267                                  |
| Utility Expense               | 75,410                 | 0                                     | 35,938                               | 21,996            | 17,476                                  |
| Office Expense                | 7,850                  | 145                                   | 4,991                                | 0                 | 2,859                                   |
| Communication                 | 34,700                 | 688                                   | 18,416                               | 0                 | 16,284                                  |
| Information Technology        | 3,600                  | 0                                     | 0                                    | 0                 | 3,600                                   |
| Education and Training        | 3,400                  | 0                                     | 1,668                                | 0                 | 1,732                                   |
| Vehicle Maint. & Equipment    | 49,400                 | 2,814                                 | 24,111                               | 20,628            | 4,661                                   |
| Operations Maintenance        | 104,025                | 7,154                                 | 58,382                               | 29,115            | 16,528                                  |
| Toll Collection               | 20,700                 | 1,610                                 | 8,731                                | 0                 | 11,969                                  |
| Uniforms                      | 13,000                 | 1,925                                 | 4,666                                | 1,836             | 6,498                                   |
| Business Insurance            | 415,496                | 33,833                                | 308,105                              | 0                 | 107,391                                 |
| Licenses & Inspections        | 700                    | 0                                     | 80                                   | 0                 | 620                                     |
| State Police Bridge Security  | 728,034                | 59,607                                | 543,999                              | 0                 | 184,035                                 |
| EZPass Equipment/Maintenance  | 277,800                | 19,861                                | 165,409                              | 0                 | 112,391                                 |
| EZPass Operating Expense      | 886,016                | 72,523                                | 693,160                              | 0                 | 192,856                                 |
| <b>Total</b>                  | <b>\$6,283,509</b>     | <b>\$505,960</b>                      | <b>\$4,655,544</b>                   | <b>\$73,575</b>   | <b>\$1,554,390</b>                      |

**Delaware River Joint Toll Bridge Commission**  
**Budget vs Actual**  
**For the Nine Months Ending September 30, 2007**

**MILFORD - MONTAGUE TOLL BRIDGE**

|                               | <b>Budget<br/>2007</b> | <b>Expended<br/>for the<br/>Month</b> | <b>Expended<br/>Year to<br/>Date</b> | <b>Encumbered</b> | <b>Budget<br/>Remaining<br/>Balance</b> |
|-------------------------------|------------------------|---------------------------------------|--------------------------------------|-------------------|---|
| Regular Employees Salaries    | \$745,259              | \$53,857                              | \$565,840                            | \$0               | \$179,419                               |
| Temporary/Summer Salaries     | 44,902                 | 1,544                                 | 28,690                               | 0                 | 16,212                                  |
| Overtime Wages                | 29,800                 | 1,659                                 | 14,689                               | 0                 | 15,111                                  |
| Pension Contributions         | 27,186                 | 1,983                                 | 19,059                               | 0                 | 8,127                                   |
| Social Security Contributions | 62,727                 | 4,282                                 | 45,533                               | 0                 | 17,194                                  |
| Health Care Benefits          | 210,646                | 22,004                                | 151,727                              | 0                 | 58,919                                  |
| Life Insurance                | 8,271                  | 361                                   | 3,708                                | 0                 | 4,563                                   |
| Retiree Benefits              | 96,766                 | 7,109                                 | 70,071                               | 0                 | 26,695                                  |
| Utility Expense               | 61,050                 | 2,835                                 | 35,009                               | 19,740            | 6,301                                   |
| Office Expense                | 3,750                  | 95                                    | 994                                  | 0                 | 2,756                                   |
| Communication                 | 24,540                 | 1,344                                 | 15,705                               | 0                 | 8,835                                   |
| Information Technology        | 3,600                  | 0                                     | 0                                    | 0                 | 3,600                                   |
| Education and Training        | 3,400                  | 0                                     | 621                                  | 0                 | 2,779                                   |
| Vehicle Maint. & Equipment    | 23,500                 | 640                                   | 19,289                               | 8,745             | (4,534)                                 |
| Operations Maintenance        | 86,550                 | 562                                   | 68,236                               | 11,553            | 6,761                                   |
| Toll Collection               | 12,700                 | 198                                   | 3,208                                | 0                 | 9,492                                   |
| Uniforms                      | 5,500                  | 4,842                                 | 12,132                               | 736               | (7,368)                                 |
| Business Insurance            | 100,637                | 7,907                                 | 73,178                               | 0                 | 27,459                                  |
| Licenses & Inspections        | 400                    | 0                                     | 80                                   | 0                 | 320                                     |
| State Police Bridge Security  | 110,575                | 9,042                                 | 82,591                               | 0                 | 27,984                                  |
| EZPass Equipment/Maintenance  | 104,175                | 7,454                                 | 137,753                              | 0                 | (33,578)                                |
| EZPass Operating Expense      | 118,168                | 9,675                                 | 92,458                               | 0                 | 25,710                                  |
| <b>Total</b>                  | <b>\$1,884,102</b>     | <b>\$137,393</b>                      | <b>\$1,440,571</b>                   | <b>\$40,774</b>   | <b>\$402,757</b>                        |



**Delaware River Joint Toll Bridge Commission  
Budget vs Actual  
For the Nine Months Ending September 30, 2007**

**SOUTHERN DIVISION TOLL SUPPORTED BRIDGES**

|                               | Budget<br>2007     | Expended<br>for the<br>Month | Expended<br>Year to<br>Date | Encumbered      | Budget<br>Remaining<br>Balance |
|-------------------------------|--------------------|------------------------------|-----------------------------|-----------------|--------------------------------|
| Regular Employees Salaries    | \$1,768,501        | \$132,365                    | \$1,347,457                 | \$0             | \$421,044                      |
| Temporary/Summer Salaries     | 22,920             | 0                            | 0                           | 0               | 22,920                         |
| Overtime Wages                | 52,200             | 1,069                        | 31,415                      | 0               | 20,785                         |
| Pension Contributions         | 66,255             | 4,388                        | 43,848                      | 0               | 22,407                         |
| Social Security Contributions | 141,037            | 9,967                        | 103,905                     | 0               | 37,132                         |
| Health Care Benefits          | 597,319            | 53,068                       | 411,572                     | 0               | 185,747                        |
| Life Insurance                | 17,622             | 863                          | 9,109                       | 0               | 8,513                          |
| Retiree Benefits              | 264,493            | 19,421                       | 191,500                     | 0               | 72,993                         |
| Utility Expense               | 53,200             | 2,347                        | 35,079                      | 0               | 18,121                         |
| Office Expense                | 2,330              | 0                            | 0                           | 482             | 1,848                          |
| Communication                 | 18,670             | 522                          | 11,696                      | 0               | 6,974                          |
| Education and Training        | 5,700              | 0                            | 0                           | 0               | 5,700                          |
| Vehicle Maint. & Equipment    | 17,500             | 0                            | 802                         | 0               | 16,698                         |
| Operations Maintenance        | 121,140            | 7,394                        | 33,635                      | 8,990           | 78,515                         |
| Uniforms                      | 22,200             | 9,956                        | 14,210                      | 7,630           | 360                            |
| Business Insurance            | 632,579            | 52,228                       | 473,427                     | 0               | 159,152                        |
| Civil Claim- Kennedy          | 15,000             | 15,000                       | 15,000                      | 0               | 0                              |
| Licenses & Inspections        | 900                | 74                           | 281                         | 0               | 619                            |
| State Police Bridge Security  | 794,590            | 65,059                       | 593,740                     | 0               | 200,850                        |
| <b>Total</b>                  | <b>\$4,614,156</b> | <b>\$373,721</b>             | <b>\$3,316,676</b>          | <b>\$17,102</b> | <b>\$1,280,378</b>             |

**Delaware River Joint Toll Bridge Commission  
Budget vs Actual  
For the Nine Months Ending September 30, 2007**

**NORTHERN DIVISION TOLL SUPPORTED BRIDGES**

|                               | <b>Budget<br/>2007</b> | <b>Expended<br/>for the<br/>Month</b> | <b>Expended<br/>Year to<br/>Date</b> | <b>Encumbered</b> | <b>Budget<br/>Remaining<br/>Balance</b> |
|-------------------------------|------------------------|---------------------------------------|--------------------------------------|-------------------|---|
| Regular Employees Salaries    | \$1,464,242            | \$112,890                             | \$1,112,304                          | \$0               | \$351,938                               |
| Temporary/Summer Salaries     | 3,420                  | 0                                     | 0                                    | 0                 | 3,420                                   |
| Overtime Wages                | 37,500                 | 1,087                                 | 15,781                               | 0                 | 21,719                                  |
| Pension Contributions         | 53,596                 | 3,651                                 | 35,336                               | 0                 | 18,260                                  |
| Social Security Contributions | 115,145                | 8,507                                 | 84,723                               | 0                 | 30,422                                  |
| Health Care Benefits          | 463,377                | 48,251                                | 344,490                              | 0                 | 118,887                                 |
| Life Insurance                | 11,648                 | 706                                   | 7,677                                | 0                 | 3,971                                   |
| Retiree Benefits              | 212,884                | 15,626                                | 154,119                              | 0                 | 58,765                                  |
| Unemployment Compensation     | 0                      | 0                                     | 305                                  | 0                 | (305)                                   |
| Utility Expense               | 38,460                 | 1,906                                 | 20,090                               | 0                 | 18,370                                  |
| Office Expense                | 1,000                  | 65                                    | 65                                   | 0                 | 935                                     |
| Communication                 | 11,900                 | 736                                   | 7,840                                | 0                 | 4,060                                   |
| Education and Training        | 2,200                  | 0                                     | 0                                    | 0                 | 2,200                                   |
| Vehicle Maint. & Equipment    | 14,400                 | 3,360                                 | 6,596                                | 3,700             | 4,104                                   |
| Operations Maintenance        | 48,535                 | 1,324                                 | 15,769                               | 1,996             | 30,770                                  |
| Uniforms                      | 10,400                 | 5,506                                 | 6,882                                | 2,199             | 1,319                                   |
| Business Insurance            | 311,215                | 25,099                                | 231,003                              | 0                 | 80,212                                  |
| Licenses & Inspections        | 600                    | 39                                    | 39                                   | 0                 | 561                                     |
| State Police Bridge Security  | 279,295                | 22,872                                | 208,709                              | 0                 | 70,586                                  |
| <b>Total</b>                  | <b>\$3,079,817</b>     | <b>\$251,625</b>                      | <b>\$2,251,728</b>                   | <b>\$7,895</b>    | <b>\$820,194</b>                        |

DELAWARE RIVER JOINT TOLL BRIDGE COMMISSION SYSTEM  
STATEMENT OF REVENUE AND EXPENSES FOR THE NINE MONTHS ENDED SEPTEMBER 30, 2007

| TOLL REVENUE                   | T-M          | NH-L         | I-78          | E-P          | P-C          | DWG           | M-M          | SDTS           | NDTS           | ADM            | TOTAL 2007    | % of REVENUE | TOTAL 2006    | % of REVENUE |
|--------------------------------|--------------|--------------|---------------|--------------|--------------|---------------|--------------|----------------|----------------|----------------|---------------|--------------|---------------|--------------|
|                                | \$ 6,822,912 | \$ 1,729,050 | \$ 27,097,509 | \$ 6,705,237 | \$ 1,352,792 | \$ 19,086,455 | \$ 908,792   | \$ -           | \$ -           | \$ -           | \$ 63,702,747 |              | \$ 60,562,112 |              |
| EXPENSE                        |              |              |               |              |              |               |              |                |                |                |               |              |               |              |
| Salaries & Wages               | 1,094,481    | 760,430      | 1,607,242     | 1,143,520    | 596,294      | 1,674,380     | 565,840      | 1,347,457      | 1,112,304      | 2,752,333      | 12,654,281    | 19.86%       | 12,424,382    | 20.52%       |
| Temporary/Summer Salaries      | 44,438       | 22,827       | 88,705        | 90,231       | 41,270       | 123,033       | 28,690       | -              | -              | 53,778         | 492,971       | 0.77%        | 444,235       | 0.73%        |
| Overtime Wages                 | 30,317       | 19,780       | 56,434        | 26,584       | 11,090       | 25,512        | 14,689       | 31,415         | 15,781         | 3,156          | 234,760       | 0.37%        | 234,250       | 0.39%        |
| PA Pension                     | 38,146       | 23,294       | 59,363        | 39,061       | 19,807       | 58,522        | 19,059       | 43,848         | 35,336         | 96,942         | 433,377       | 0.68%        | 346,410       | 0.57%        |
| Social Security                | 90,796       | 60,599       | 132,997       | 96,371       | 49,025       | 103,905       | 45,533       | 103,905        | 84,723         | 214,656        | 1,017,982     | 1.60%        | 988,636       | 1.63%        |
| Health Care Benefits           | 338,005      | 206,841      | 498,027       | 330,533      | 153,982      | 524,973       | 151,727      | 411,572        | 344,490        | 579,454        | 3,539,604     | 5.56%        | 3,274,330     | 5.41%        |
| Life Insurance Benefits        | 7,880        | 4,879        | 11,940        | 7,889        | 3,248        | 13,258        | 3,708        | 9,109          | 7,677          | 19,724         | 89,313        | 0.14%        | 111,007       | 0.18%        |
| Retiree Health Benefits        | 158,763      | 93,382       | 219,501       | 144,786      | 70,071       | 228,834       | 70,071       | 191,500        | 154,119        | 303,241        | 1,634,268     | 2.57%        | 1,520,557     | 2.51%        |
| Unemployment Benefits          |              |              |               | 305          |              |               |              |                | 305            | 42,582         | 43,191        | 0.07%        | 55,483        | 0.09%        |
| Heat and Utilities             | 100,630      | 51,456       | 60,424        | 75,007       | 35,371       | 35,938        | 35,009       | 35,079         | 20,090         | 449,005        | 437,056       | 0.70%        | 437,056       | 0.72%        |
| Office Expense                 | 10,987       | 2,329        | 2,627         | 1,944        | 1,059        | 4,991         | 994          | -              | 65             | 131,328        | 141,777       | 0.25%        | 156,324       | 0.23%        |
| Communications Expense         | 32,568       | 12,852       | 14,263        | 19,114       | 10,767       | 18,416        | 15,705       | 11,696         | 7,840          | 55,250         | 198,472       | 0.31%        | 180,087       | 0.30%        |
| Information Technology         | 60           | -            | -             | -            | -            | -             | -            | -              | -              | 189,191        | 189,251       | 0.30%        | 155,266       | 0.26%        |
| Education & Training Expense   | 1,124        | 1,428        | 1,187         | 1,091        | 808          | 1,668         | 621          | -              | -              | 96,355         | 104,284       | 0.16%        | 93,115        | 0.15%        |
| Vehicle Maint. & Equip Expense | 26,265       | 21,057       | 41,609        | 5,839        | 6,302        | 24,111        | 19,289       | 802            | 6,596          | 542            | 152,414       | 0.24%        | 162,344       | 0.27%        |
| Operations Maintenance Expense | 123,341      | 89,198       | 135,060       | 117,889      | 45,367       | 58,382        | 68,236       | 33,635         | 15,769         | 1,150          | 686,028       | 1.08%        | 483,238       | 0.80%        |
| Commission Expense             |              |              |               |              |              |               |              |                |                | 23,365         | 23,365        | 0.04%        | 14,898        | 0.02%        |
| Toll Collection Expense        | 2,189        | 5,897        | 3,405         | 7,016        | 2,521        | 8,731         | 3,208        | -              | -              | -              | 32,966        | 0.05%        | 30,419        | 0.05%        |
| Uniform Expense                | 5,121        | 809          | 11,007        | 6,750        | 65           | 4,666         | 12,132       | 14,210         | 6,882          | -              | 61,641        | 0.10%        | 54,075        | 0.09%        |
| Business Insurance             | 227,674      | 159,503      | 491,269       | 172,246      | 101,247      | 308,105       | 73,178       | 473,427        | 231,003        | 253,065        | 2,490,717     | 3.91%        | 2,313,289     | 3.82%        |
| Civil Claims - Kennedy         |              |              |               |              |              |               |              | 15,000         | -              | -              | 15,000        | 0.02%        | 15,000        | 0.02%        |
| License & Inspection Expense   | 221          | 270          | 288           | 110          | 40           | 80            | 80           | 281            | 39             | -              | 1,409         | 0.00%        | 1,205         | 0.00%        |
| Advertising Expense            | -            | -            | -             | -            | -            | -             | -            | -              | -              | 22,504         | 22,504        | 0.04%        | 28,402        | 0.05%        |
| Professional Services          | -            | -            | -             | -            | -            | -             | -            | -              | -              | 645,675        | 645,675       | 1.01%        | 563,087       | 0.93%        |
| Research and Development       | -            | -            | -             | -            | -            | -             | -            | -              | -              | -              | -             | 0.00%        | 10,029        | 0.02%        |
| State Police Bridge Security   | 502,412      | 93,994       | 563,450       | 373,078      | 71,870       | 543,999       | 82,591       | 593,740        | 208,709        | -              | 3,033,844     | 4.76%        | 2,808,746     | 4.64%        |
| EZPass Equipment & Maintenance | 134,383      | 89,053       | 157,411       | 113,337      | 66,926       | 165,409       | 137,753      | -              | -              | -              | 864,272       | 1.36%        | 809,957       | 1.34%        |
| General Contingency            | -            | -            | -             | -            | -            | -             | -            | -              | -              | 9,817          | 9,817         | 0.02%        | 27,233        | 0.04%        |
| Retro-Workmen's Compensation   | -            | -            | -             | -            | -            | -             | -            | -              | -              | -              | -             | 0.00%        | -             | 0.00%        |
| EZ Pass Operating Expense      | 515,965      | 149,652      | 756,163       | 464,756      | 88,069       | 693,160       | 92,458       | -              | -              | -              | 2,760,223     | 4.33%        | 187,619       | 0.31%        |
| TOTAL OP., MAINT. & ADM        | 3,485,766    | 1,869,530    | 4,912,372     | 3,237,457    | 1,375,199    | 4,655,544     | 1,440,571    | 3,316,676      | 2,251,728      | 5,494,108      | 32,038,955    | 50.29%       | 24,961,904    | 41.22%       |
| OTHER EXPENSES                 |              |              |               |              |              |               |              |                |                |                |               |              |               |              |
| Emergency Repairs              | -            | -            | -             | -            | -            | -             | -            | -              | -              | -              | -             | -            | -             | -            |
| TOTAL EXPENSES                 | 3,485,766    | 1,869,530    | 4,912,372     | 3,237,457    | 1,375,199    | 4,655,544     | 1,440,571    | 3,316,676      | 2,251,728      | 5,494,108      | 32,038,955    |              | \$ 30,413,036 |              |
| NET OPERATING REVENUE          | \$ 3,337,146 | \$ (140,480) | \$ 22,185,137 | \$ 3,467,780 | \$ (22,407)  | \$ 14,430,911 | \$ (531,779) | \$ (3,316,676) | \$ (2,251,728) | \$ (5,494,108) | \$ 31,663,792 | 49.71%       | \$ 30,149,076 | 49.78%       |
| OTHER INCOME                   |              |              |               |              |              |               |              |                |                |                |               |              |               |              |
| Cash Toll Over/(Short)         | (22,463)     | (3,081)      | (6,467)       | (3,068)      | (943)        | (4,319)       | (622)        | -              | -              | -              | (42,963)      | -0.07%       | (11,325)      | -0.02%       |
| EZPass Over/(Short)            | (46,548)     | (11,977)     | (53,405)      | (15,037)     | (4,096)      | (30,126)      | (2,704)      | -              | -              | -              | (163,893)     | -0.26%       | (142,336)     | -0.24%       |
| Toll Waivers                   | -            | -            | -             | -            | -            | -             | -            | -              | -              | -              | -             | 0.00%        | (272,758)     | -0.45%       |
| Other Income                   | 15,360       | 4,392        | 15,600        | 18,960       | 36,000       | 10,627        | 5,784        | 672            | 8,736          | 233,227        | 349,358       | 0.55%        | 260,327       | 0.43%        |
| TOTAL OTHER INCOME             | (53,651)     | (10,666)     | (46,272)      | 855          | 30,961       | (23,818)      | 2,458        | 672            | 8,736          | 233,227        | 142,502       | 0.22%        | (166,092)     | -0.27%       |
| Adm. Allocated Expense         | (555,809)    | (403,206)    | (883,214)     | (614,409)    | (285,004)    | (921,614)     | (249,604)    | (729,611)      | (614,409)      | 5,280,861      | -             | -            | -             | -            |
| OPERATING REVENUE/(LOSS)       | \$ 2,726,686 | \$ (554,352) | \$ 21,255,651 | \$ 2,854,226 | \$ (279,450) | \$ 13,485,479 | \$ (778,925) | \$ (4,045,615) | \$ (2,857,401) | \$ -           | \$ 31,806,294 | 49.93%       | \$ 29,982,984 | 49.51%       |
| Interest Expense               |              |              |               |              |              |               |              |                |                |                |               |              |               |              |
| Interest Earned:               |              |              |               |              |              |               |              |                |                |                |               |              |               |              |
| Revenue Fund                   |              |              |               |              |              |               |              |                |                |                | \$ 7,048,434  | 11.06%       | 6,321,421     | 10.44%       |
| Operating Fund                 |              |              |               |              |              |               |              |                |                |                | 183,512       | 0.29%        | 164,022       | 0.27%        |
| Debt Service Fund              |              |              |               |              |              |               |              |                |                |                | 102,640       | 0.16%        | 113,725       | 0.19%        |
| Debt Service Reserve Fund      |              |              |               |              |              |               |              |                |                |                | 51,566        | 0.08%        | 69,421        | 0.11%        |
| Reserve Maintenance Fund       |              |              |               |              |              |               |              |                |                |                | 517,520       | 0.81%        | 481,698       | 0.80%        |
| Construction Fund              |              |              |               |              |              |               |              |                |                |                | 28,636        | 0.04%        | 47,729        | 0.08%        |
| General Reserve Fund           |              |              |               |              |              |               |              |                |                |                | 2,197,367     | 3.45%        | 2,517,340     | 4.16%        |
| INTEREST ON INVESTMENTS        |              |              |               |              |              |               |              |                |                |                | 5,435,744     | 8.53%        | 4,144,942     | 6.84%        |
| NET INCOME                     |              |              |               |              |              |               |              |                |                |                | \$ 5,166,985  | 13.37%       | \$ 7,538,878  | 12.45%       |
|                                |              |              |               |              |              |               |              |                |                |                | \$ 33,274,845 | 52.23%       | \$ 31,200,442 | 51.52%       |

# COMPARATIVE ANALYSIS OF TOLL OVERAGES AND SHORTAGES

| BRIDGE FACILITY                | JAN             | FEB             | MAR             | APR             | MAY            | JUN             | JUL             | AUG             | SEP             | OCT      | NOV      | DEC      | TOTALS           | YTD REVENUE       | PER CENT OF REVENUE |
|--------------------------------|-----------------|-----------------|-----------------|-----------------|----------------|-----------------|-----------------|-----------------|-----------------|----------|----------|----------|------------------|-------------------|---------------------|
| <b>TRENTON-MORRISVILLE</b>     |                 |                 |                 |                 |                |                 |                 |                 |                 |          |          |          |                  |                   |                     |
| Toll Lanes                     | (982)           | (650)           | (6,186)         | (653)           | (9,457)        | (416)           | (781)           | (287)           | (1,022)         | -        | -        | -        | (20,434)         | 6,822,912         | -1.01%              |
| EZ Pass                        | (3,796)         | (3,585)         | -               | (12,921)        | 5,618          | (9,286)         | (6,915)         | (9,129)         | (6,534)         | -        | -        | -        | (46,548)         |                   |                     |
| Rejected Items                 | (242)           | (157)           | (194)           | (192)           | (252)          | (248)           | (303)           | (216)           | (226)           | -        | -        | -        | (2,030)          |                   |                     |
|                                |                 |                 |                 |                 |                |                 |                 |                 |                 |          |          |          | (69,012)         |                   |                     |
| <b>NEW HOPE - LAMBERTVILLE</b> |                 |                 |                 |                 |                |                 |                 |                 |                 |          |          |          |                  |                   |                     |
| Toll Lanes                     | (341)           | (676)           | (171)           | (295)           | (410)          | (116)           | (23)            | (287)           | (303)           | -        | -        | -        | (2,622)          | 1,729,050         | -0.87%              |
| EZ Pass                        | (947)           | (1,093)         | (2,054)         | (3,621)         | 442            | (1,679)         | (1,106)         | (990)           | (930)           | -        | -        | -        | (11,978)         |                   |                     |
| Rejected Items                 | (67)            | (35)            | (43)            | (42)            | (55)           | (54)            | (67)            | (47)            | (50)            | -        | -        | -        | (460)            |                   |                     |
|                                |                 |                 |                 |                 |                |                 |                 |                 |                 |          |          |          | (15,060)         |                   |                     |
| <b>INTERSTATE - 78</b>         |                 |                 |                 |                 |                |                 |                 |                 |                 |          |          |          |                  |                   |                     |
| Toll Lanes                     | 46              | (369)           | (354)           | (431)           | 230            | (197)           | 950             | (1,228)         | (142)           | -        | -        | -        | (1,495)          | 27,097,509        | -0.23%              |
| EZ Pass                        | (3,926)         | (4,225)         | (5,575)         | (10,574)        | (645)          | (6,363)         | (7,323)         | (8,198)         | (6,577)         | -        | -        | -        | (53,406)         |                   |                     |
| Rejected Items                 | (347)           | (583)           | (718)           | (711)           | (934)          | (921)           | (1,123)         | (799)           | (836)           | -        | -        | -        | (6,972)          |                   |                     |
|                                |                 |                 |                 |                 |                |                 |                 |                 |                 |          |          |          | (61,873)         |                   |                     |
| <b>EASTON - PHILLIPSBURG</b>   |                 |                 |                 |                 |                |                 |                 |                 |                 |          |          |          |                  |                   |                     |
| Toll Lanes                     | 122             | (73)            | (194)           | (119)           | (44)           | (795)           | (54)            | (486)           | 413             | -        | -        | -        | (1,230)          | 6,705,237         | -0.27%              |
| EZ Pass                        | (1,279)         | (1,401)         | (1,678)         | (3,160)         | (261)          | (2,059)         | (1,875)         | (1,805)         | (1,519)         | -        | -        | -        | (15,037)         |                   |                     |
| Rejected Items                 | (228)           | (142)           | (174)           | (173)           | (227)          | (224)           | (272)           | (194)           | (203)           | -        | -        | -        | (1,837)          |                   |                     |
|                                |                 |                 |                 |                 |                |                 |                 |                 |                 |          |          |          | (18,104)         |                   |                     |
| <b>PORTLAND - COLUMBIA</b>     |                 |                 |                 |                 |                |                 |                 |                 |                 |          |          |          |                  |                   |                     |
| Toll Lanes                     | (68)            | (7)             | (88)            | (32)            | (90)           | (72)            | (49)            | (112)           | (99)            | -        | -        | -        | (617)            | 1,352,792         | -0.37%              |
| EZ Pass                        | (288)           | (336)           | (302)           | (607)           | (188)          | (489)           | (564)           | (817)           | (507)           | -        | -        | -        | (4,097)          |                   |                     |
| Rejected Items                 | (49)            | (24)            | (30)            | (30)            | (39)           | (38)            | (47)            | (33)            | (35)            | -        | -        | -        | (325)            |                   |                     |
|                                |                 |                 |                 |                 |                |                 |                 |                 |                 |          |          |          | (5,039)          |                   |                     |
| <b>DELAWARE WATER GAP</b>      |                 |                 |                 |                 |                |                 |                 |                 |                 |          |          |          |                  |                   |                     |
| Toll Lanes                     | 119             | (64)            | (802)           | (838)           | 405            | 618             | 50              | 475             | 117             | -        | -        | -        | 80               | 19,086,455        | -0.18%              |
| EZ Pass                        | (2,109)         | (2,544)         | (3,120)         | (5,945)         | (273)          | (4,238)         | (4,065)         | (4,174)         | (3,658)         | -        | -        | -        | (30,126)         |                   |                     |
| Rejected Items                 | (378)           | (354)           | (436)           | (432)           | (567)          | (558)           | (682)           | (485)           | (507)           | -        | -        | -        | (4,399)          |                   |                     |
|                                |                 |                 |                 |                 |                |                 |                 |                 |                 |          |          |          | (34,445)         |                   |                     |
| <b>MILFORD - MONTAGUE</b>      |                 |                 |                 |                 |                |                 |                 |                 |                 |          |          |          |                  |                   |                     |
| Toll Lanes                     | (58)            | (131)           | (14)            | 129             | (86)           | (108)           | (65)            | 3               | (55)            | -        | -        | -        | (385)            | 908,792           | -0.37%              |
| EZ Pass                        | (147)           | (186)           | (137)           | (302)           | (305)          | (386)           | (483)           | (397)           | (359)           | -        | -        | -        | (2,704)          |                   |                     |
| Rejected Items                 | (55)            | (16)            | (20)            | (20)            | (26)           | (24)            | (31)            | (22)            | (23)            | -        | -        | -        | (237)            |                   |                     |
|                                |                 |                 |                 |                 |                |                 |                 |                 |                 |          |          |          | (3,326)          |                   |                     |
| <b>ADMINISTRATION</b>          |                 |                 |                 |                 |                |                 |                 |                 |                 |          |          |          |                  |                   |                     |
|                                | -               | -               | -               | -               | -              | -               | -               | -               | -               | -        | -        | -        | -                | -                 | -                   |
| <b>TOTALS</b>                  | <b>(15,020)</b> | <b>(16,651)</b> | <b>(22,290)</b> | <b>(40,969)</b> | <b>(7,164)</b> | <b>(27,654)</b> | <b>(24,828)</b> | <b>(29,228)</b> | <b>(23,055)</b> | <b>-</b> | <b>-</b> | <b>-</b> | <b>(206,859)</b> | <b>63,702,747</b> | <b>-0.32%</b>       |

Bracketed figures = shortages  
Rejected items are EZ Pass transactions which are uncollectable for various reasons.

**DELAWARE RIVER JOINT TOLL BRIDGE COMMISSION**

**Meeting of October 29, 2007**

| SUBJECT    | DESCRIPTION  | PAGE<br>NUMBER |
|------------|--|----------------|
| Purchasing | Monthly Purchasing Report Covering the<br>Month of September 2007  | 1 - 5          |
| Purchasing | Supplemental Monthly Purchase Report<br>Lessor's Maintenance and Service Contracts<br>Expiring Between October 2007 and December<br>2007 | 6 -10          |

# **DELAWARE RIVER JOINT TOLL BRIDGE COMMISSION**

**Meeting of October 29, 2007**

## **MONTHLY PURCHASING REPORT**

**September 2007**

This report itemizes all orders for purchases made for the month of September 2007, showing the divisions chargeable for the expensed and the source of authority for issuance of the purchase order. This authority is broken into three categories:

- (1) By authority of the Commission.
- (2) By authority of the Executive Director or his designate.
- (3) By authority of the Superintendent.

The purchasing activities for the month culminated in the preparation and placement of 65 purchase orders. To secure competitive prices on items being purchased, 53 price inquiries were sent out on 20 groups of inquiries during the month, or an average of 2.7 inquiries for each item or group of items.

In addition to the practices employed incidental to purchase of materials, etc., from vendors on a direct basis, the Commission also purchases via direct utilization of the purchasing processes of the State of New Jersey, and the Commonwealth of Pennsylvania.

\* \* \*

**DELAWARE RIVER JOINT TOLL BRIDGE COMMISSION**  
**REPORT OF PURCHASING ACTIVITIES**  
**SEPTEMBER 2007**

| PO Number | VendorName                  | Description          | Contract / Resolution | Commission | Director | ** BY AUTHORITY OF **<br>Dist. Supt. |
|-----------|-----------------------------|----------------------|-----------------------|------------|----------|--------------------------------------|
| 0034500   | CRADDOCK & LERRO ASSOCIATES | MICROFILM PROCESSING | ADM                   |            |          | 112.00                               |
| 0034501   | Dell Marketing LP           | HARDWARE             | IT                    |            | 199.90   |                                      |
| 0034502   | M. A. BRUDER                | PAINT                | NHL                   |            | 1,159.60 |                                      |
| 0034503   | THE HON COMPANY             | OFFICE CHAIR         | ADM                   | PA COSTARS | 327.08   |                                      |
| 0034504   | STARR UNIFORM               | TOLL UNIFORMS        | TM                    | 01-06-07   | 9,804.11 |                                      |
| 0034505   | TECHNI-TOOL                 | TOOLS                | IT                    |            | 161.60   |                                      |
| 0034506   | INDUSTRIAL SUPPLIES COMPANY | FLASHLIGHTS          | NHL                   |            | 550.80   |                                      |
| 0034507   | MCMASER-CARR SUPPLY CO.     | SHELVES              | ADM                   |            | 915.68   |                                      |
| 0034508   | E-PLUS TECHNOLOGY OF PA     | PRINTER SUPPLIES     | ADM                   |            | 4,604.72 |                                      |
| 0034509   | BISH SALES & SERVICE CO.    | LAWN EQUIPMENT       | NHL                   |            | 2,494.50 |                                      |
| 0034510   | CDW-G                       | PRINTERS             | IT                    |            | 1,355.00 |                                      |
| 0034511   | SUPERHEAT                   | A/C REPAIRS          | MM                    |            | 269.10   |                                      |
| 0034512   | JW SCOTT                    | FUEL TANK REPAIR     | NHL                   |            |          | 155.00                               |
| 0034513   | JAMAR TECHNOLOGIES INC      | LOOP BOARD REPAIR    | NHL                   |            | 1,875.00 |                                      |
| 0034514   | GRAINGER                    | ELECTRICAL SUPPLIES  | TM                    |            | 167.22   |                                      |
| 0034515   | GARDEN STATE BATTERY        | RADIO BATTERIES      | 178                   |            | 136.29   |                                      |
| 0034516   | SANITARY SUPPLY             | JANITORIAL SUPPLIES  | 178                   |            | 678.00   |                                      |
| 0034517   | 3M TRAFFIC SAFETY SYSTEMS   | SIGN MATERIALS       | TM                    | NJ 68374   | 1,959.30 |                                      |
| 0034518   | MORITZ EMBROIDERY           | CORPORAL STRIPES     | TM                    |            | 270.00   |                                      |
| 0034519   | STARR UNIFORM               | MAINTENANCE UNIFORMS | TM                    | 02-06-07   | 247.92   |                                      |

| PO Number | VendorName                  | Description              | Contract / Resolution | ** BY AUTHORITY OF **<br>Commission Director Dist. Supt. |
|-----------|-----------------------------|--------------------------|-----------------------|--|
| 0034520   | STARR UNIFORM               | TOLL UNIFORMS            | 01-06-07              | 329.48   |
| 0034521   | STAPLES BUSINESS ADVANTAGE  | OFFICE FURNITURE         | ADM                   | 492.99   |
| 0034522   | JET-VAC INC                 | SEWER CLEANER PARTS      | TM                    | 1,698.00   |
| 0034523   | JOHNSTONE SUPPLY            | HEATERS                  | NHL                   | 4,225.70   |
| 0034524   | GRAYBAR ELECTRIC            | DATA COMM CABLES         | IT                    | 2,410.00   |
| 0034525   | ASAP SOFTWARE               | COMPUTER SOFTWARE        | IT                    | 9,640.56   |
| 0034526   | GARDEN STATE SALES, INC.    | ALUMINUM AWNINGS         | NHL                   | 816.00   |
| 0034527   | E-PLUS TECHNOLOGY OF PA     | ANTI-VIRUS RENEWAL       | IT                    | 6,231.00   |
| 0034528   | WATSON BOWMAN ACME CORP.    | EXPANSION JOINT MATERIAL | NHL                   | 9,700.04   |
| 0034529   | Dell Marketing LP           | COMPUTER HARDWARE        | IT                    | 1,799.96   |
| 0034530   | SOFTMART                    | SOFTWARE UPGRADE         | IT                    | 6,729.47   |
| 0034531   | ASAP SOFTWARE               | OFFICE 2007 SOFTWARE     | IT                    | 15,186.50  |
| 0034532   | GRAINGER                    | BATTERIES                | NHL                   | 485.76   |
| 0034533   | CORE MECHANICAL, INC.       | A/C REPAIR               | NHL                   | 317.49   |
| 0034534   | AMERICAN TOWER CORP.        | RADIO TOWER LEASE        | NHL                   | 10,800.00  |
| 0034535   | LEHIGH VALLEY PETROLEUM     | ANNUAL TANK TEST         | EP                    | 875.00   |
| 0034536   | GLOBE ELECTRIC SUPPLY       | SAFETY VESTS             | DWG                   | 536.88   |
| 0034537   | TUSTIN MECHANICAL SERVICES  | A/C REPAIRS              | 178                   | 194.57   |
| 0034538   | SHENK COMPANY               | SHIRTS & HATS IBTTA TOUR | ADM                   | 667.80   |
| 0034539   | CUMMINS POWER SYSTEMS INC   | GENERATOR REPAIRS        | TM                    | 734.50   |
| 0034540   | KAPLANS ENTERPRISES, INC.   | SAFETY GATES             | EP                    | 280.00   |
| 0034541   | TIMMERMAN EQUIPMENT COMPANY | SWEEPER REPAIRS          | NHL                   | 5,856.59   |



| PO Number | VendorName                     | Description           | Contract / Resolution | ** BY AUTHORITY OF **<br>Commission Director Dist. Supt. |
|-----------|--------------------------------|-----------------------|-----------------------|--|
| 0034542   | UNITED ROTARY BRUSH            | SWEPPER PARTS         | PC                    | 295.16   |
| 0034543   | CARSONITE INTERNATIONAL        | DELINEATORS           | PC                    | 1,031.60   |
| 0034544   | Dell Marketing LP              | DESKTOP COMPUTERS     | IT                    | 10,589.60  |
| 0034545   | PAPER MART INCORPORATED        | COPY PAPER            | ADM                   | 3,324.84   |
| 0034546   | INGERSOLL RAND                 | AIR COMPRESSOR REPAIR | TM                    | 966.23   |
| 0034547   | BUNZL                          | RECYCLING CONTAINERS  | NHL                   | 943.20   |
| 0034548   | STAPLES BUSINESS ADVANTAGE     | OFFICE SUPPLIES       | ADM                   | 640.39   |
| 0034549   | BUNZL                          | RECYCLING CONTAINERS  | EP                    | 806.20   |
| 0034550   | BOYKO PETROLEUM SERVICE INC.   | FUEL PUMP REPAIR      | DWG                   | 383.57   |
| 0034551   | COMMERCIAL INTERIORS DIRECT    | CARPET INSTALLATION   | TM                    | 4,851.20   |
| 0034552   | COMMERCIAL INTERIORS DIRECT    | CARPET INSTALLATION   | TM                    | 5,521.20   |
| 0034553   | NEW HORIZONS COMPUTER LEARNING | COMPUTER CLASSES      | J78 & NHL             | 3,450.00   |
| 0034554   | THE HON COMPANY                | OFFICE FURNITURE      | NHL                   | 481.52   |
| 0034555   | THE HON COMPANY                | OFFICE FURNITURE      | ADM                   | 692.64   |
| 0034556   | CASILLOI & SONS, INC.          | CONCRETE              | EP                    | 1,530.00   |
| 0034557   | GRAINGER                       | TOOLS                 | TM                    | 1,210.36   |
| 0034558   | SUPERHEAT                      | A/C REPAIR            | MM                    | 260.00   |
| 0034559   | SUPERHEAT                      | A/C REPAIR            | MM                    | 610.00   |
| 0034560   | SUPERHEAT                      | A/C REPAIR            | DWG                   | 342.48   |
| 0034561   | SUPERHEAT                      | A/C REPAIR            | DWG                   | 480.00   |
| 0034562   | SUPERHEAT                      | A/C REPAIR            | DESTINATION           | 480.00   |
| 0034563   | OFFICE DEPOT                   | OFFICE FURNITURE      | ADM                   | 494.49   |

| PO Number    |                         | VendorName     | Contract / Resolution |  | ** BY AUTHORITY OF ** |            |             |
|--------------|-------------------------|----------------|-----------------------|--|-----------------------|------------|-------------|
|              |                         |                | Description           |  | Commission            | Director   | Dist. Supt. |
| 0034564      | E-PLUS TECHNOLOGY OF PA | INK CARTRIDGES | ADM                   |  |                       | 134.70     |             |
| GRAND TOTALS |                         |                |                       |  | 10,381.51             | 136,321.98 | 267.00      |

**DELAWARE RIVER JOINT TOLL BRIDGE COMMISSION**

**Meeting of October 29, 2007**

**SUPPLEMENTAL MONTHLY PURCHASING REPORT  
LESSOR'S MAINTENANCE AND SERVICE CONTRACTS  
EXPIRING BETWEEN OCTOBER 2007 AND DECEMBER 2007**

As requested by Commission Members at the August 31, 1998 meeting, reproduced hereunder are all lessor's maintenance and service contracts that will expire within a three-month period, from October 2007 through December 2007.

A compendium of existing lessor's maintenance and service contracts has been transmitted to all Commission Members under separate cover.

| LESSOR'S, MAINTENANCE AND SERVICE CONTRACTS<br>ADMINISTRATION |                    |                                    |  |
|---|--------------------|------------------------------------|--|
| LESSOR  | CONTRACT<br>AMOUNT | DESCRIPTION OF SERVICES            | CONTRACT PERIOD  |
| Oce-Office Systems  | \$4,997.00         | Lease of color copier model CM4520 | 2/1/07 through 12/31/07<br>(1 <sup>st</sup> year of a 5 year contract) |

| LESSOR'S MAINTENANCE AND SERVICE CONTRACTS<br>TRENTON-MORRISVILLE |                              |  |                         |
|---|------------------------------|--|-------------------------|
| LESSOR  | CONTRACT<br>AMOUNT           | DESCRIPTION OF SERVICES  | CONTRACT PERIOD         |
| Cummins Power Systems   | \$2,395.00                   | Service contract for (3) three emergency generators                      | 1/1/07 through 12/31/07 |
| International Salt Company LLC                                    | \$16,992.00<br>(Approximate) | Sodium chloride rock salt  | 1/1/07 through 12/31/07 |
| Bard Business Systems   | \$607.00                     | Maintenance contract for banking room equipment                          | 1/1/07 through 12/31/07 |
| Cummins-Allison   | \$752.00                     | Maintenance contract for banking room equipment                          | 1/1/07 through 12/31/07 |
| Eagles Peak Spring Water  | \$937.50<br>(Approximate)    | Service contract for bottled water for District 1 toll supported bridges | 1/1/07 through 12/31/07 |

| LESSOR'S, MAINTENANCE AND SERVICE CONTRACTS<br>NEW HOPE-LAMBERTVILLE |                              |  |                          |
|--|------------------------------|--|--------------------------|
| LESSOR   | CONTRACT<br>AMOUNT           | DESCRIPTION OF SERVICES                            | CONTRACT PERIOD          |
| International Salt<br>Company LLC                                    | \$18,508.00<br>(Approximate) | Sodium chloride rock salt                          | 1/1/07 through 12/31/07  |
| Bard Business<br>Systems   | 607.00                       | Maintenance contract for banking room<br>equipment | 1/1/07 through 12/31/07  |
| Penn City Elevator   | \$1,763.00                   | Maintenance contract for elevator                  | 1/1/07 through 12/31/07  |
| Simplex  | \$294.00                     | Maintenance contract for time clock                | 11/1/06 through 10/31/07 |
| Cummins-Allison  | \$751.00                     | Maintenance contract for banking room<br>equipment | 1/1/07 through 12/31/07  |

| LESSOR'S, MAINTENANCE AND SERVICE CONTRACTS<br>EASTON-PHILLIPSBURG |                              |   |                         |
|--|------------------------------|---|-------------------------|
| LESSOR   | CONTRACT<br>AMOUNT           | DESCRIPTION OF SERVICES   | CONTRACT PERIOD         |
| Service Electric Cable<br>TV, Inc.                                 | \$7,680.00                   | Lease agreement for radio tower site<br>located in Gravel Hill, New Jersey<br>(Hunterdon County) (Monthly payment of<br>\$640.00) | 1/1/07 through 12/31/07 |
| Aim Extermination  | \$354.00                     | Pest control  | 5/1/07 through 10/31/07 |
| Otis Elevator  | \$7,062.22                   | Maintenance contract for elevator   | 1/1/07 through 12/31/07 |
| Cummins-Allison  | \$1,113.00                   | Maintenance contract for banking room<br>equipment  | 1/1/07 through 12/31/07 |
| International Salt<br>Company LLC                                  | \$16,016.00<br>(Approximate) | Sodium chloride rock salt   | 1/1/07 through 12/31/07 |
| Metz Company   | \$1,140.00                   | Preventive maintenance and inspection of<br>HVAC system with semi-annual inspections  | 1/1/07 through 12/31/07 |
| Wilson Products  | \$514.44<br>(Approximate)    | Service contract for propane, acetylene and<br>oxygen   | 1/1/07 through 12/31/07 |

| LESSOR'S, MAINTENANCE AND SERVICE CONTRACTS<br>I-78 TOLL BRIDGE |                              |   |                         |
|---|------------------------------|---|-------------------------|
| LESSOR  | CONTRACT<br>AMOUNT           | DESCRIPTION OF SERVICES   | CONTRACT PERIOD         |
| Otis Elevator   | \$4,851.01                   | Maintenance contract for elevator   | 1/1/07 through 12/31/07 |
| Cummins-Allison   | \$1,113.00                   | Maintenance contract for banking room equipment                                   | 1/1/07 through 12/31/07 |
| Simplex   | \$205.50                     | Maintenance contract for master clock   | 1/1/07 through 12/31/07 |
| Eastern Time. Inc.  | \$1022.00                    | Maintenance contract for inspection of fire alarm control panel                   | 1/1/07 through 12/31/07 |
| Tustin Mechanical Services                                      | \$1920.00                    | Preventive maintenance and inspection of HVAC system with semi-annual inspections | 1/1/07 through 12/31/07 |
| Wilson Products   | \$529.62<br>(Approximate)    | Service contract for acetylene and oxygen   | 1/1/07 through 12/31/07 |
| International Salt Company LLC                                  | \$33,584.00<br>(Approximate) | Sodium chloride rock salt   | 1/1/07 through 12/31/07 |
| Imus, Inc.  | \$3422.00<br>(Approximate)   | Magnesium chloride deicer solution  | 1/1/07 through 12/31/07 |
| Aim Extermination   | \$518.00                     | Pest control  | 4/1/07 through 10/31/07 |

| LESSOR'S, MAINTENANCE AND SERVICE CONTRACTS<br>PORTLAND-COLUMBIA TOLL BRIDGE |                              |  |                         |
|--|------------------------------|--|-------------------------|
| LESSOR   | CONTRACT<br>AMOUNT           | DESCRIPTION OF SERVICES  | CONTRACT PERIOD         |
| Frank Connell  | \$536.00                     | Maintenance contract for banking machines  | 1/1/07 through 12/31/07 |
| Superheat  | \$2,400.00                   | Preventative maintenance agreement for HVAC systems with semi-annual inspections | 1/1/07 through 12/31/07 |
| International Salt Company LLC   | \$14,010.50<br>(Approximate) | Sodium chloride rock salt  | 1/1/07 through 12/31/07 |
| Imus, Inc.   | \$2,053.90<br>(Approximate)  | Magnesium chloride deicer solution   | 1/1/07 through 12/31/07 |
| Tulpehocken Spring Water   | \$631.76<br>(Approximate)    | Service contract for bottled water   | 1/1/07 through 12/31/07 |
| Aim Extermination  | \$322.00                     | Pest Control for PC toll bridge and pedestrian bridge                            | 4/1/07 through 10/31/07 |

| LESSOR'S, MAINTENANCE AND SERVICE CONTRACTS<br>DELAWARE WATER GAP TOLL BRIDGE |                              |  |                         |
|---|------------------------------|--|-------------------------|
| LESSOR  | CONTRACT<br>AMOUNT           | DESCRIPTION OF SERVICES  | CONTRACT PERIOD         |
| Frank Connell   | \$2116.58                    | Maintenance contract for banking room equipment                                  | 1/1/07 through 12/31/07 |
| Tulpehocken Spring Water  | \$1,400.60<br>(Approximate)  | Service contract for bottled water   | 1/1/07 through 12/31/07 |
| Imus, Inc.  | \$2,737.60<br>(Approximate)  | Magnesium chloride deicer solution   | 1/1/07 through 12/31/07 |
| Aim Extermination   | \$392.00                     | Pest control   | 4/1/07 through 10/31/07 |
| Superheat   | \$2,400.00                   | Preventative maintenance agreement for HVAC systems with semi-annual inspections | 1/1/07 through 12/31/07 |
| International Salt Company LLC  | \$22,016.50<br>(Approximate) | Sodium chloride rock salt  | 1/1/07 through 12/31/07 |

| LESSOR'S, MAINTENANCE AND SERVICE CONTRACTS<br>MILFORD-MONTAGUE TOLL BRIDGE |                              |  |                         |
|---|------------------------------|--|-------------------------|
| LESSOR  | CONTRACT<br>AMOUNT           | DESCRIPTION OF SERVICES  | CONTRACT PERIOD         |
| Frank Connell   | \$893.00                     | Maintenance contract for banking machines  | 1/1/07 through 12/31/07 |
| Imus, Inc.  | \$1,368.80<br>(Approximate)  | Magnesium chloride deicer solution   | 1/1/07 through 12/31/07 |
| Tulpehehocken Spring Water  | \$506.60<br>(Approximate)    | Service contract for bottled water   | 1/1/07 through 12/31/07 |
| Aim Extermination   | \$322.00                     | Pest control   | 4/1/07 through 10/31/07 |
| Superheat   | \$2,400.00                   | Preventative maintenance agreement for HVAC systems with semi-annual inspections | 1/1/07 through 12/31/07 |
| International Salt Company LLC  | \$12,009.00<br>(Approximate) | Sodium chloride rock salt  | 1/1/07 through 12/31/07 |

**DELAWARE RIVER JOINT TOLL BRIDGE COMMISSION**

**Meeting of October 29, 2007**

**COMMUNICATIONS REPORT**

**OCTOBER 2007**

| <b>SUBJECT</b>        | <b>DESCRIPTION</b>                            | <b>PAGE<br/>NUMBER</b> |
|-----------------------|---|------------------------|
| <b>Communications</b> | <b>Communications Report<br/>October 2007</b> | <b>1 - 2</b>           |



# DELAWARE RIVER JOINT TOLL BRIDGE COMMISSION

Meeting of October 29, 2007

## COMMUNICATIONS REPORT

October 2007

### EXTERNAL COMMUNICATIONS

- **COMMISSION AWARENESS EFFORTS :**

**DBIA:** Communications helped prepare the presentation for the Design Build Institute of America's annual awards ceremony. The Commission was recognized and received the New York Tri State Region Project of the Year Award the successful installation of its EZ-Pass System.

**I-78 Rehabilitation:** The Communications Department participated in the recent partnering session and continues working to highlight the rehabilitation of the I-78 Roadway, including the commencement of rehabilitation activities and ongoing constructions schedules.

**Scudder Falls Lane Closure:** Communications worked with operations to issue a news release informing the media and public about pothole repairs to the Scudder Falls Bridge that closed a lane for part of a recent weekend.

**Other News Releases:** Communications issued several news releases over the past month including releases on the electronic surveillance system, repairs to the New Hope Lambertville Toll-Supported Bridge, and the award of a contract for the structural analysis of the Calhoun Street Toll-Supported Bridge. Additionally, a release was issued about Commissioner Alfano's election as vice chairman of the Commission.

- **MEDIA RELATIONS:**

**Hot Topics:** ESS, I-78 Roadway Rehabilitation; Trenton Morrisville (Route 1) Toll Bridge Rehabilitation and Construction Activities; repairs to New Hope-Lambertville Toll-Supported Bridge, Structural Analysis of Calhoun Street Toll-Supported Bridge.

- **CAPITAL IMPROVEMENT PROGRAM ACTIVITIES:** The Communications Department continues to work with engineering in advancing capital projects and highlighting the start and completion of projects.
- **COMMUNITY AFFAIRS:** (Please refer to Community Affairs Report)
- **E-ZPASS ACTIVITIES:** Communications continues to work with the E-ZPass Department to highlight Quickstart activities and E-ZPass sign-up opportunities in the local news media. Recent Quickstart activities have included sign-up days at

## **DELAWARE RIVER JOINT TOLL BRIDGE COMMISSION**

### **Meeting of October 29, 2007**

the Crossings Premium Outlets in Tannersville. Upcoming news releases are planned for events at the I-78 Welcome Center and the Elks Lodge in Morrisville.

#### **INTERNAL COMMUNICATIONS**

- **GREEN TEAM:** Communications continues to take part in the Commission's Green Team and helped present the group's quarterly report to the Commissioners at the September Committee meeting.
- **NEWSLETTER:** The next employee newsletter is due out early November.

**DELAWARE RIVER JOINT TOLL BRIDGE COMMISSION**

**Meeting of October 29, 2007**

| <b>SUBJECT</b> | <b>DESCRIPTION</b>                       | <b>PAGE<br/>NUMBER</b> |
|----------------|--|------------------------|
| Communication  | Community Affairs Report<br>October 2007 | 1-2                    |

# **DELAWARE RIVER JOINT TOLL BRIDGE COMMISSION**

**Meeting of October 29, 2007**

## **COMMUNITY AFFAIRS REPORT MONTH OF OCTOBER 2007**

The following activities under the general heading of community relations/governmental affairs have recently taken place.

- ❖ The Director and Assistant Director of Community Affairs participated in a meeting with Pam Bush, President of the Delaware River Greenway Partnership and Gregg Rackin, River Administrator for the Wild & Scenic Lower Delaware to discuss a public education program on the Delaware River planned for 2008. Additional details will be forthcoming.
- ❖ The Director and Assistant Director of Community Affairs attended a Progress and Scheduling Meeting for Contract T-424A I-78 Roadway Rehab project. Working together with the public involvement consultant for the project, various outreach activities are underway, including an 800 hotline number, website information, informational handouts, and meetings with local and regional police, emergency services and public works officials. Community Affairs Director and Assistant Director also participated in a daylong partnering session for the I-78 Roadway Rehab project held on October 15, 2007.
- ❖ The Department of Community Affairs met with the Engineering Department to prepare for a stakeholder interview with the NJ Department of Transportation in connection with the Route 29 Boulevard Project, from Cass Street to north of the Calhoun Street Bridge. The Commission has been asked to participate in these interviews and share its current or future plans in the Route 29 project area, its jurisdictional limits, function as it relates to the Route 29 project, available plans or drawings for current/future work, and its thoughts and vision for the Trenton Route 29 downtown area. The NJ DOT project team will also be inviting officials from the borough of Morrisville as a suggestion offered by Commission staff. Stakeholder interviews will be conducted at the NJ DOT offices on Thursday, October 25, 2007.
- ❖ Community Affairs department staff met with engineering staff on Tuesday October 16 to review the scope of public involvement activities envisioned for the C-427B I-78 Open Road Tolling (Express EZ Pass) project currently in design stages. The goal is to develop a public information/public outreach program consistent with the needs of the project and cost efficient in its application.

# **DELAWARE RIVER JOINT TOLL BRIDGE COMMISSION**

**Meeting of October 29, 2007**

## **COMMUNITY AFFAIRS REPORT MONTH OF OCTOBER 2007**

- ❖ Community Affairs staff anticipates resuming its public outreach work in connection with the Milford-Montague Rehab project. Meetings with local officials will be arranged prior to the start of construction. Bids for the project have been received and are currently under review.
- ❖ The Community Affairs and Engineering Departments have finalized plans for the development of public involvement guidelines to provide a framework for public outreach activities supporting future capital improvement projects. A kick-off meeting is anticipated in early to mid-October.
- ❖ Community Affairs Staff completed a page by page review of the Commission's website to assemble suggested updates and editing to simplify site navigation and usefulness to outside consumers.
- ❖ Text and photo content for the next issue of the employee newsletter "River Currents" has been completed. Layout/design is underway and with publication anticipated in mid to late October.

Delaware River Joint Toll Bridge Commission  
Meeting of October 29, 2007

**September 2007  
E-ZPass Report**

**ACS CUSTOMER SERVICE CENTER (CSC)  
OPERATION REPORT FOR THE E-ZPASS SYSTEM**

| <b>SUBJECT</b>                   | <b>DESCRIPTION</b>   | <b>PAGE<br/>NUMBER</b> |
|----------------------------------|--|------------------------|
| <b>Management<br/>Operations</b> | <b>Management Operations Report<br/>E-ZPass Report<br/>September</b> | <b>1-5</b>             |

Delaware River Joint Toll Bridge Commission  
Meeting of October 29, 2007

**September 2007  
E-ZPass Report**

**ACS CUSTOMER SERVICE CENTER (CSC)  
OPERATION REPORT FOR THE E-ZPASS SYSTEM**

ACS has submitted an Operations Report that summarizes E-ZPass tag and account information for September. Key statistics presented in the report are as follows:

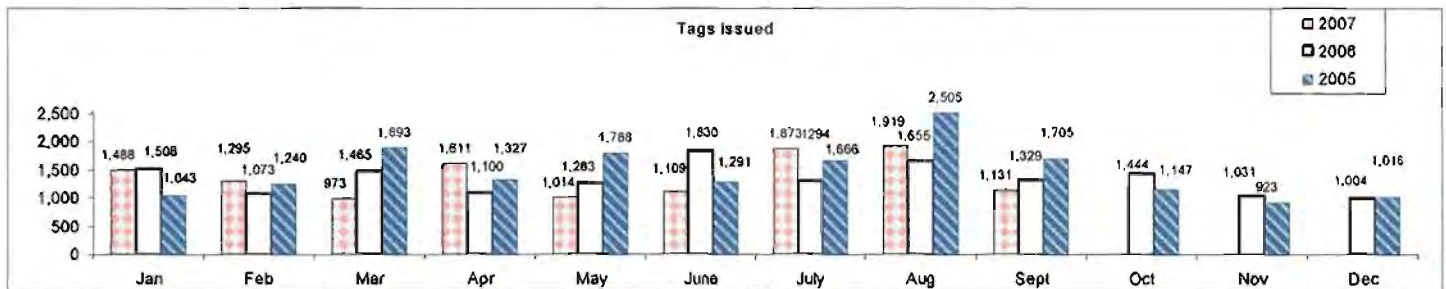
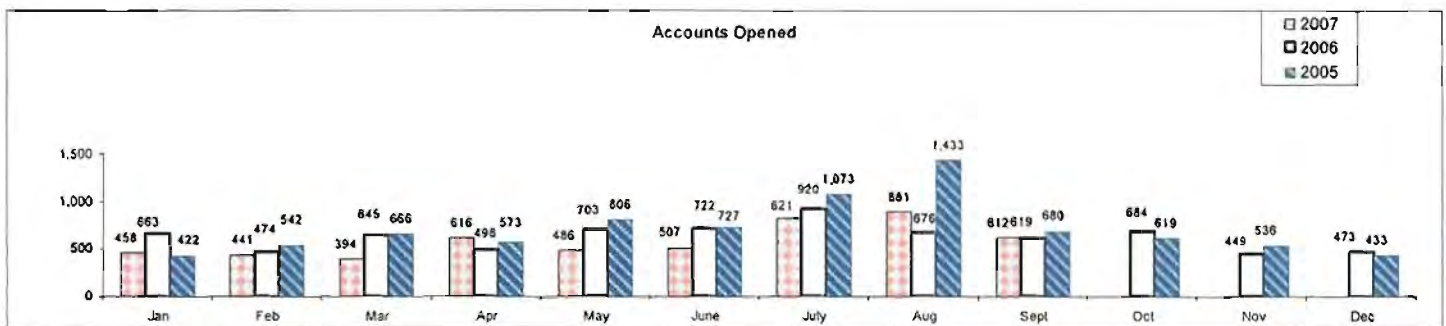
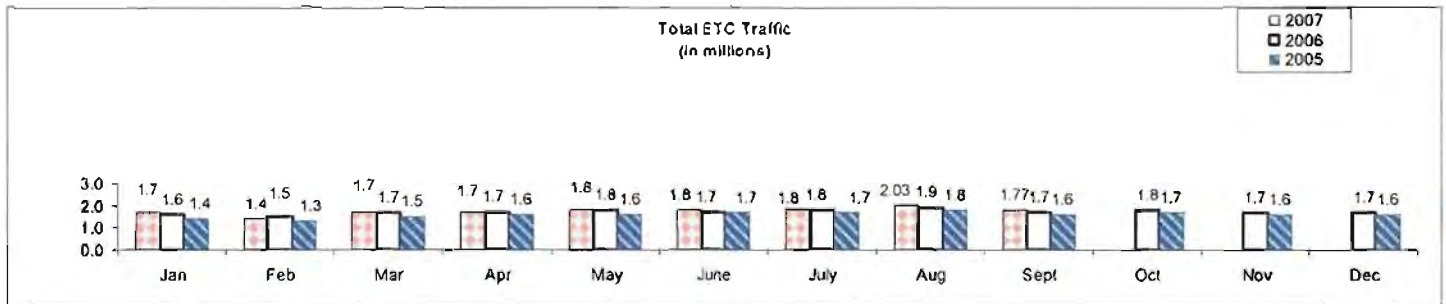
| <b>ACS CSC September 2007 Reported Activity</b> | <b>September</b> |
|---|------------------|
| Total Active Tags                               | 111,062          |
| Total Accounts                                  | 61,110           |
| % Private Accts                                 | 97.6%            |
| % Business Accts                                | 2.1%             |
| % Non Revenue Accts                             | 0.3%             |
| Avg. No. of Tags Issued per Day                 | 60               |
| Avg. No. of Accounts Opened per Day             | 32               |
| Avg. No. of Calls per Day                       | 397              |
| Mail-in Applications                            | 203              |
| Phone and Web Applications                      | 409              |

Reviewing Tag Activity from August to September indicates an increase in Total Active Tags of 921. An increase in Total Accounts was reported with 612 for the same time period.

Delaware River Joint Toll Bridge Commission  
Meeting of October 29, 2007

September 2007  
E-ZPass Report

ACS CUSTOMER SERVICE CENTER (CSC)  
OPERATION REPORT FOR THE E-ZPASS SYSTEM

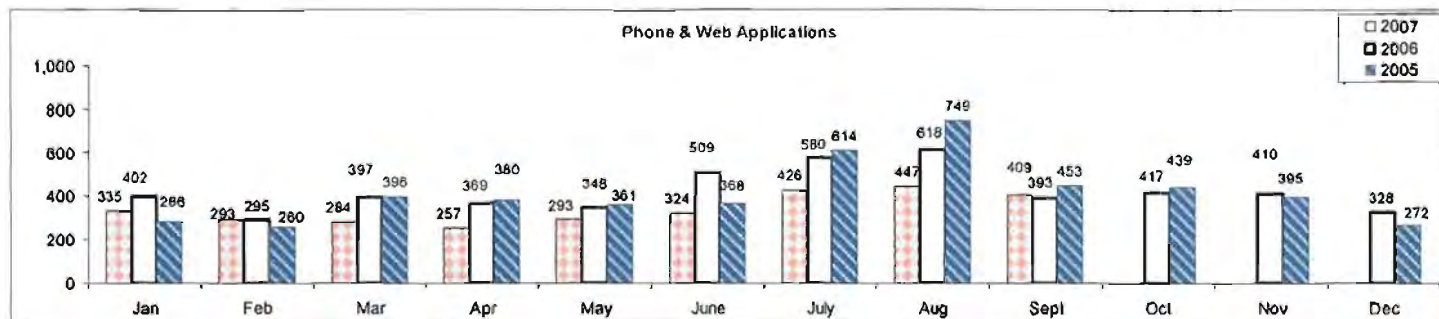
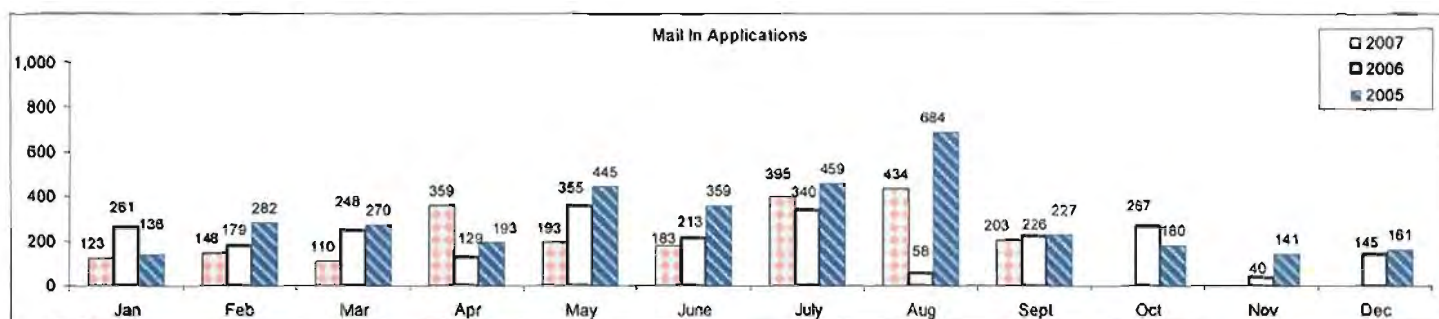




Delaware River Joint Toll Bridge Commission  
Meeting of October 29, 2007

September 2007  
E-ZPass REPORT

ACS CUSTOMER SERVICE CENTER (CSC)  
OPERATION REPORT FOR THE E-ZPASS SYSTEM  
(Continued)



Delaware River Joint Toll Bridge Commission  
Meeting of October 29, 2007

**September 2007  
E-ZPass REPORT**

**E-ZPASS DEPARTMENT  
OPERATION REPORT FOR THE E-ZPASS SYSTEM  
(Continued)**

The E-ZPass Department has submitted an Operations Report that summarizes E-ZPass customer service call activity for the month of September. Key statistics in the report are as follows:

| <b><u>E-ZPASS DEPARTMENT CSC CALL ACTIVITY</u></b> | <b>Total Calls<br/>for the<br/>Month of<br/>September</b> |
|--|---|
| <b>Calls Referred to ACS</b>                       | <b>32</b>   |
| Replenishment Inquiries                            | 16  |
| Billing Inquiries                                  | 7   |
| Account Modification Requests                      | 19  |
|  |   |
| <b>E-ZPass Inquiries</b>                           | <b>5</b>  |
| Individual Applications Requested                  | 0   |
| Commercial Applications Requested                  | 0   |
| Transponder Returns                                | 4   |
| Tag Failure  | 1   |
|  |   |
| <b>DRJTBC Inquiries</b>                            | <b>11</b>   |
| I-78 Welcome Center E-ZPass QuickStart             | 6   |
| Crossings Premium Outlet Center E-ZPass QuickStart | 4   |
| Elks Lodge E-ZPass QuickStart                      | 1   |
|  |   |
| <b>Total Number of Calls</b>                       | <b>48</b>   |

Delaware River Joint Toll Bridge Commission  
Meeting of October 29, 2007

**September 2007  
E-ZPass REPORT**

**E-ZPASS DEPARTMENT  
OPERATION REPORT FOR THE E-ZPASS SYSTEM  
(Continued)**

| <b>E-ZPass QuickStart Outreach Campaigns</b>   | <b>Date of Event</b> | <b>Transponders Issued</b> | <b>Requests for Applications</b> |
|--|----------------------|----------------------------|----------------------------------|
| 1 <sup>st</sup> Annual Senior Citizen Exposition<br>Sponsored by State Representative John T. Galloway | 9/12/07              | 0                          | 12                               |
| I-78 Welcome Center in Williams Township<br>Northampton County, PA                                     | 9/14/07              | 42                         | 0                                |
| I-78 Welcome Center in Williams Township<br>Northampton County, PA                                     | 9/15/07              | 17                         | 0                                |
| Fairless Hills Elks Lodge<br>Morrisville, PA   | 9/17/07              | 14                         | 0                                |
| Annual Senior Citizen Exposition Sponsored<br>by State Senator Robert M. Tomlinson                     | 9/20/07              | 0                          | 43                               |
| I-78 Welcome Center in Williams Township<br>Northampton County, PA                                     | 9/27/07              | 25                         | 0                                |
| I-78 Welcome Center in Williams Township<br>Northampton County, PA                                     | 9/28/07              | 12                         | 0                                |

In September, the E-ZPass Department provided preprogrammed transponders to motorists at senior citizen events, the I-78 Welcome Center and the Fairless Hills Elks Lodge. The Commission issued 110 preprogrammed transponders and provided 55 applications.

E-ZPass campaigns will continue in Districts I, II and III.

**DELAWARE RIVER JOINT TOLL BRIDGE COMMISSION**

**Meeting of October 29, 2007**

**POLICY AND PLANNING REPORT**

**SEPTEMBER 2007**

| <b>SUBJECT</b>             | <b>DESCRIPTION</b>  | <b>PAGE<br/>NUMBER</b> |
|----------------------------|---|------------------------|
| <b>Policy and Planning</b> | <b>Policy and Planning Report Month of<br/>September 2007</b> | <b>1 - 2</b>           |

# **DELAWARE RIVER JOINT TOLL BRIDGE COMMISSION**

**Meeting of October 29, 2007**

## **POLICY AND PLANNING REPORT**

**SEPTEMBER 2007**

During the month of September, 2007 the Director of Policy and Planning participated in a number of communications and meetings that explored the following:

The Lehigh Valley Economic Development Corporation's Transportation Committee was briefed by Gary Davies of Urbitran Associates concerning the Central New Jersey / Raritan Valley Transit Study which should begin in October and span about eighteen plus months.

The Delaware Valley Regional Planning Commission's Planning Coordinating Committee and Regional Transportation Committee had two interesting informational presentations. The first presentation dealt with the Keystone Industrial Port Complex (KIPC) which is located in Fairless Hills, Bucks County. Once the site of the United States Steel Corporation's Fairless Works, KIPC will be a full redevelopment of a four thousand acre brownfield site. The second presentation dealt with PennDOT's Engineering District 6 Regional Operations Plan (ROP).

The Pocono Mountains Chamber of Commerce Economic Development / Transportation Committee were informed that PennDOT's Route 80 Study is expected to be completed in late spring 2008.

The Greater Lehigh Valley Chamber of Commerce Transportation Committee featured Pennsylvania State Representative Doug Reichley (R-134). Representative Reichley discussed with the committee the Legislature's view of the transportation issues facing the Commonwealth.

The Pike County Road Task Force was updated by PennDOT District Four concerning projects and winter maintenance in Pike County.

The Lehigh Valley Transportation Study Technical Committee voted to recommend PennDOT's District 5 Regional Operations Plan (ROP) to the Lehigh Valley Transportation Study Coordinating Committee. PennDOT's goal is to fund and implement all projects listed in the District 5 ROP.

The Delaware Valley Regional Planning Commission's Board Meeting, Executive Committee Meeting, and Retreat were held at the Enterprise Center at Burlington County College. The day's theme was fostering a greener future: climate change and sustainability. The Board would also like to see a less restrictive policy with the use of Pennsylvania Act 44 funds with reference to bridges.

# **DELAWARE RIVER JOINT TOLL BRIDGE COMMISSION**

**Meeting of October 29, 2007**

## EXTERNAL MEETINGS FOR SEPTEMBER

Lehigh Valley Economic Development Corporation Transportation Committee  
Delaware Valley Regional Planning Commission Planning Coordinating Committee

Delaware Valley Regional Planning Commission Regional Transportation Committee  
Pocono Mountains Chamber of Commerce Economic Development / Transportation Committee  
Greater Lehigh Valley Chamber of Commerce Transportation Committee  
Pike County Road Task Force  
Lehigh Valley Transportation Study Technical Committee  
Delaware Valley Regional Planning Commission Board Meeting  
Delaware Valley Regional Planning Commission Executive Committee  
Delaware Valley Regional Planning Commission Retreat

**DELAWARE RIVER JOINT TOLL BRIDGE COMMISSION**

**Meeting of October 29, 2007**

**HUMAN RESOURCE AFFIRMATIVE ACTION AND SECURITY,  
SAFETY AND TRAINING**

**WILLIAM HODAS (Chairman), (New Jersey)**

**THOMAS SUMNERS, (New Jersey)**

**GAETAN J. ALFANO, (Pennsylvania)**

**J. ALAN FOWLER, (Pennsylvania)**

The following pages reflect a report on those items assigned to the Human Resources Committee.

Each item is reported separately and page numbered accordingly hereunder.

\*\*\*

\*\*\*

**DELAWARE RIVER JOINT TOLL BRIDGE COMMISSION**

**Meeting of October 29, 2007**

**OPERATION REPORT INDEX**

**DEPARTMENT OF SECURITY, SAFETY & TRAINING**

**MONTH OF SEPTEMBER**

| SUBJECT   | DESCRIPTION                          | PAGE<br>NUMBER |
|---|--------------------------------------|----------------|
| Department of Security,<br>Safety &<br>Training | Month of September<br>Status Reports | 1-2            |



# **DELAWARE RIVER JOINT TOLL BRIDGE COMMISSION**

**Meeting of October 29, 2007**

## **OPERATION REPORT**

### **DEPARTMENT OF SECURITY, SAFETY & TRAINING**

#### **MONTH OF SEPTEMBER**

Listed below are the meetings attended/chaired this month by members of the Security, Safety and Training Department.

- September 4<sup>th</sup> - I-78 speed reduction PA and NJ State Police
- September 4<sup>th</sup> - Harassment Prevention training District #2
- September 5<sup>th</sup> - Green Team meeting E/P
- September 5<sup>th</sup> - Harassment Prevention Training District #3
- September 6<sup>th</sup> - Harassment Prevention Training District #3
- September 7<sup>th</sup> - Commission Staff Meeting New Hope
- September 11<sup>th</sup> - Harassment Prevention Training Trenton /Morrisville
- September 12<sup>th</sup> - New Horizon Computer Training New Hope
- September 12<sup>th</sup> - Harassment Prevention Training District #3
- September 13<sup>th</sup> - Workplace Safety Committee Meeting E/P
- September 14<sup>th</sup> - Harassment Prevention Training District #3
- September 14<sup>th</sup> - Bridge Officer class New Hope
- September 17<sup>th</sup> - Harassment Prevention Training Milford Montague
- September 26<sup>th</sup> - Fiscal Meeting with New Jersey State Police
- September 26<sup>th</sup> - Harassment Prevention Training District #2
- September 27<sup>th</sup> - Harassment Prevention Training Milford Montague

A training class was conducted for the Southern and Northern Division Toll Supported Bridge Officers at the New Hope / Lambertville facility. Training for Harassment Prevention was provided along with fire prevention training which included the use of ABC type extinguisher's, live fire, etc. under the guidance of volunteer fire fighters from New Hope.

A total of 78 Commission employees were trained by the Security Safety and Training staff this month in Harassment Prevention for both Manager and Non-Managers.

September 2007

| Bridges                       | N/R<br>Accidents |           | Traffic<br>Accidents |          | Motorist<br>Assists |                 | Other |    |
|-------------------------------|------------------|-----------|----------------------|----------|---------------------|-----------------|-------|----|
|                               | NJ               | PA        | NJ                   | PA       | NJ                  | PA              | NJ    | PA |
| Milford-Montague 40           | 0                | 1         | 0                    | 0        | 0                   | 0               | 2     | 0  |
| Delaware Water Gap 41         | 1                | 0         | 2                    | 0        | 0                   | 1               | 0     | 1  |
| Portland Pedestrian 42        | 0                | 0         | 0                    | 0        | 0                   | 0               | 0     | 0  |
| Portland – Columbia 43        | 0                | 0         | 0                    | 0        | 0                   | 0               | 0     | 0  |
| Riverton – Belvidere 44       | 0                | 0         | 0                    | 0        | 0                   | 0               | 6     | 1  |
| Rt 22 EP 45                   | 0                | 0         | 0                    | 0        | 3                   | 0               | 14    | 0  |
| Northampton St 46             | 0                | 0         | 0                    | 0        | 0                   | 0               | 2     | 1  |
| I-78 47                       | 0                | 6         | 9                    | 0        | 19                  | 3               | 51    | 10 |
| Riegelsville 48               | 0                | 0         | 0                    | 0        | 0                   | 0               | 0     | 0  |
| Upper Black Eddy Milford 49   | 0                | 0         | 0                    | 0        | 0                   | 0               | 2     | 0  |
| Uhlerstown Frenchtown 50      | 0                | 0         | 0                    | 0        | 0                   | 1               | 2     | 0  |
| Lumberville Raven Rock 51     | 0                | 0         | 0                    | 0        | 0                   | 0               | 2     | 0  |
| Centre Bridge Stockton 52     | 0                | 0         | 0                    | 0        | 0                   | 0               | 2     | 0  |
| New Hope Lambertville Toll 53 | 0                | 0         | 1                    | 0        | 0                   | 0               | 12    | 2  |
| New Hope Lambertville 54      | 0                | 0         | 0                    | 0        | 0                   | 0               | 4     | 0  |
| Washington Crossing 55        | 0                | 0         | 0                    | 0        | 1                   | 0               | 5     | 1  |
| Scudder Falls 56              | 0                | 0         | 2                    | 0        | 0                   | 0               | 9     | 4  |
| Calhoun St 57                 | 0                | 0         | 0                    | 0        | 1                   | 0               | 1     | 0  |
| Lower Trenton 58              | 0                | 0         | 3                    | 0        | 1                   | 0               | 6     | 0  |
| Morrisville Trenton 59        | 0                | 1         | 0                    | 1        | 0                   | 0               | 0     | 12 |
|                               |                  | Citations |                      | Warnings |                     | Security Checks |       |    |
| New Jersey State Police       |                  | 158       |                      | 38       |                     | 1,272           |       |    |
| Pennsylvania State Police     |                  | 95        |                      | 133      |                     | 1,433           |       |    |

**DELAWARE RIVER JOINT TOLL BRIDGE COMMISSION**

**Meeting of October 29, 2007**

**PROJECTS, PROPERTY AND EQUIPMENT COMMITTEE REPORT**

**JOHN PREVOZNIK (Chairman), (Pennsylvania)**

**GAETAN J. ALFANO, (Pennsylvania)**

**DONALD HART, (New Jersey)**

**WILLIAM HODAS, (New Jersey)**

The following pages reflect a report on those items assigned to the Projects, Property and Equipment Committee.

Each item is reported separately and page numbered accordingly hereunder.

\*\*\*

\*\*\*

# DELAWARE RIVER JOINT TOLL BRIDGE COMMISSION

Meeting of October 29, 2007

| CONTRACT NUMBER            | CONTRACT DESCRIPTION  | PAGE NUMBER |
|----------------------------|---|-------------|
| 380A/B<br><i>CTH/DGF</i>   | <b>Trenton-Morrisville (Route 1) Toll Bridge Rehabilitation and Addition of One Auxiliary Northbound Lane</b> <ul style="list-style-type: none"> <li>Design C-380A</li> <li>CM/CI CM-380B</li> <li>Construction T-380B</li> </ul> | 1           |
| 393A<br><i>GGA</i>         | <b>Preliminary Engineering and Environmental Documentation for I-95/Scudder Falls Toll Supported Bridge</b> <ul style="list-style-type: none"> <li>Study C-393A</li> </ul>  | 2           |
| 395A<br><i>WMC/RWL</i>     | <b>Northerly Crossing Corridor Congestion Mitigation Study</b> <ul style="list-style-type: none"> <li>Study C-395A</li> </ul>   | 2           |
| 396A<br><i>WMC/RWL</i>     | <b>Electronic Surveillance / Detection System Program Manager</b> <ul style="list-style-type: none"> <li>Program Manager C-396A</li> <li>Design-Build-Maintain DB-396A</li> </ul>   | 3           |
| 397B<br><i>RJZ/RWL</i>     | <b>New Hope-Lambertville Toll Bridge Administration Building Renovations and Addition</b> <ul style="list-style-type: none"> <li>Design C-397B</li> </ul>   | 4           |
| 424A<br><i>EHM/DGF/CLR</i> | <b>I-78 Roadway Rehabilitation Design Contract</b> <ul style="list-style-type: none"> <li>Design C-424A</li> <li>CM/CI CM-424A</li> <li>Construction T-424A</li> </ul>  | 4-5         |

*Project Manager Legend*

*GGA* – G. Alexandridis  
*CAB* – C. Baker  
*WMC* – W. Cane  
*JMD* – J. Dargan  
*JBF* – J. Fazio  
*CTH* – C. Harney  
*RJL* – R. Lamb

*RWL* – R. Little  
*RSL* – R. Luciani  
*MEM* – M. McCandless  
*EHM* – E. McMahon  
*CLR* – C. Rood  
*CAS* – C. Stracciolini  
*RJZ* – R. Zakharia

*Program Area Manager Legend*

*GGA* – G. Alexandridis  
*DGF* – D. Faust  
*RWL* – R. Little  
*CLR* – C. Rood

*Note: The first set of initials indicate the Project Manager and the second set of initial indicate the Program Area Manager*

# DELAWARE RIVER JOINT TOLL BRIDGE COMMISSION

Meeting of October 29, 2007

| CONTRACT NUMBER            | CONTRACT DESCRIPTION  | PAGE NUMBER |
|----------------------------|---|-------------|
| 425A<br><i>JMD/RWL</i>     | <b>NJDEP &amp; PADEP Municipal Storm Water Compliance Program Consulting Services</b> <ul style="list-style-type: none"> <li>Storm Sewer Outfall Pipe Map Design C-425A-7</li> <li>Portland Borough Sewer Force Main Connection Location Design C-425A-9</li> </ul> | 5-6         |
| 427B<br><i>CAS/RWL</i>     | <b>I-78 Open Road Tolling Lanes Design Contract</b> <ul style="list-style-type: none"> <li>Design C-427B</li> </ul>   | 7           |
| 429A<br><i>RJL/DGF/CLR</i> | <b>Centre Bridge-Stockton Toll Supported Bridge Rehabilitation</b> <ul style="list-style-type: none"> <li>Design C-429A (<i>RJL/DGF</i>)</li> <li>CM/CI CM-429A (<i>RJL/DGF</i>)</li> <li>Construction TS-429A (<i>RJL/CLR</i>)</li> </ul>                          | 8           |
| 430A<br><i>RJL/CTH/DGF</i> | <b>Milford-Montague Toll Bridge Rehabilitation Design Contract</b> <ul style="list-style-type: none"> <li>Design C-430A (<i>RJL/DGF</i>)</li> <li>CM/CI CM-430A (<i>CTH/DGF</i>)</li> </ul>   | 9           |
| 432A<br><i>EHM/GGA</i>     | <b>Milford-Montague Toll Bridge Facility Water Supply Upgrade</b> <ul style="list-style-type: none"> <li>Cost Reimbursement T-432A</li> </ul>   | 9           |
| 447A<br><i>MEM/DGF</i>     | <b>Structural Analysis of the Calhoun Street Toll Supported Bridge</b> <ul style="list-style-type: none"> <li>Study C-447A</li> </ul>   | 10          |

**Project Manager Legend**

*GGA* – G. Alexandridis  
*CAB* – C. Baker  
*WMC* – W. Cane  
*JMD* – J. Dargan  
*JBF* – J. Fazio  
*CTH* – C. Harney  
*RJL* – R. Lamb

*RWL* – R. Little  
*RSJ* – R. Luciani  
*MEM* – M. McCandless  
*EHM* – E. McMahon  
*CLR* – C. Rood  
*CAS* – C. Straccioli  
*RJZ* – R. Zakharia

**Program Area Manager Legend**

*GGA* – G. Alexandridis  
*DGF* – D. Faust  
*RWL* – R. Little  
*CLR* – C. Rood

*Note: The first set of initials indicate the Project Manager and the second set of initial indicate the Program Area Manager*

# DELAWARE RIVER JOINT TOLL BRIDGE COMMISSION

Meeting of October 29, 2007

| CONTRACT<br>NUMBER             | CONTRACT DESCRIPTION  | PAGE<br>NUMBER |
|--------------------------------|---|----------------|
| 449A<br><i>JBF/RWL/CAS/GGA</i> | <b>Structural/Civil Task Order Agreement Consultant – PA Assignment</b> <ul style="list-style-type: none"> <li>Portland-Columbia Sign Structure Repair Design C-449A-2 (<i>JBF/RWL</i>)</li> <li>Trenton-Morrisville Toll Bridge Toll Plaza Canopy Signage Study C-449A-3 (<i>CAS/GGA</i>)</li> </ul> | 10-11          |
| 451A<br><i>CTH/DGF</i>         | <b>Construction Management/Inspection Task Order Agreement Consultant</b> <ul style="list-style-type: none"> <li>Trenton-Morrisville Toll Bridge Periodic OSHA Compliance Inspections C-451A-3</li> </ul>   | 11             |
| 465A<br><i>RJZ/RWL</i>         | <b>Easton-Phillipsburg Toll Bridge Facility Roof Replacement</b> <ul style="list-style-type: none"> <li>Design C-413A-4</li> <li>Construction T-465A</li> </ul>   | 12             |
| 492B<br><i>CLR/DGF</i>         | <b>Interstate 80 Resurfacing Project</b> <ul style="list-style-type: none"> <li>Construction T-492B</li> </ul>  | 12             |
| C-07-02<br><i>JBF/RWL</i>      | <b>Year 2007 General Engineering Consultant – Annual Inspections</b> <ul style="list-style-type: none"> <li>2007 Toll Bridge Inspections C-07-02A</li> </ul>  | 13             |
| C-07-03<br><i>CAS/RWL</i>      | <b>Year 2007 Traffic Engineering Consultant Agreement</b>   | 14             |

*Project Manager Legend*

*GGA* – G. Alexandridis  
*CAB* – C. Baker  
*WMC* – W. Cane  
*JMD* – J. Dargan  
*JBF* – J. Fazio  
*CTH* – C. Harney  
*RJL* – R. Lamb

*RWL* – R. Little  
*RSL* – R. Luciani  
*MEM* – M. McCandless  
*EHM* – E. McMahon  
*CLR* – C. Rood  
*CAS* – C. Stracciolini  
*RJZ* – R. Zakharia

*Program Area Manager Legend*

*GGA* – G. Alexandridis  
*DGF* – D. Faust  
*RWL* – R. Little  
*CLR* – C. Rood

*Note: The first set of initials indicate the Project Manager and the second set of initial indicate the Program Area Manager*

# **DELAWARE RIVER JOINT TOLL BRIDGE COMMISSION**

**Meeting of October 29, 2007  
PROJECT STATUS REPORT**

## **TRENTON-MORRISVILLE (ROUTE 1) TOLL BRIDGE REHABILITATION AND ADDITION OF ONE NB AUXILIARY LANE**

## **TRENTON-MORRISVILLE (ROUTE 1) TOLL BRIDGE REHABILITATION AND ADDITION OF ONE NB AUXILIARY LANE**

**DESIGN  
Contract No. C-380A**

**CTH/DGF**

Design Consultant Louis Berger continues to provide services through the post-design/construction phase of the project.

**CONSTRUCTION MANAGEMENT/CONSTRUCTION INSPECTION  
Contract No. CM-380B**

**CTH/DGF**

CM/CI consultant Hill International has been coordinating field activities with the contractor, reviewing contractor schedules, conducting bi-weekly progress and scheduling meetings, preparing daily reports, tracking project submittals and developing public involvement and outreach efforts.

Hill's Public Involvement consultant, Bergmaier Associates, continues to update the project website, answer customer generated questions via the toll free number and updating the quarterly newsletter.

**CONSTRUCTION  
Contract No. T-380B**

**CTH/DGF**

Construction work is progressing on schedule. Stage 1 is underway and expected to last until the spring of 2008. Stage 1 work includes the rebuilding of the toll plaza, construction of the head house that connects the main building to the new toll tunnel, as well as demolition and rebuilding the downstream portions of the main river bridge. Pier cap extensions are primarily completed on the downriver portion of the main river bridge, structural steel has started being set on spans closest to New Jersey and deck demolition has also commenced. The toll plaza demolition has continued with the removal of portions of the existing canopy and toll booths. New islands and canopy sections are currently being installed. New structural steel girders are being placed on the widened portion of the PennDOT viaduct over Conrail & Delaware Canal adjacent to Pennsylvania Avenue. Numerous Commission owned overpass structures are also being reconstructed on both sides of the river.

The next progress "Partnering Meeting" is scheduled to be held on October 23, 2007 at the Construction Manager's field office. Representatives from the Commission, Berger, Hill and Conti will be in attendance. The session will be run by a facilitator, FMI Corporation.

# **DELAWARE RIVER JOINT TOLL BRIDGE COMMISSION**

**Meeting of October 29, 2007  
PROJECT STATUS REPORT**

## **PRELIMINARY ENGINEERING AND ENVIRONMENTAL DOCUMENTATION FOR I-95/SCUDDER FALLS TOLL SUPPORTED BRIDGE**

**STUDY  
Contract No. C-393A**

The preliminary Preferred Alternative is the inside widening of I-95 in Pennsylvania, Option 2 at Taylorsville Road and Option 1c – Modified (Roundabout) at Route 29. The Preferred Alternative also includes a total replacement of the Scudder Falls Bridge with the new bridge containing 5 northbound and 4 southbound lanes on an upstream alignment.

The project consulting Team met with the Pennsylvania Historical and Museum Commission (PHMC) and the New Jersey State Historic Parks and Preservation Organization (SHPPPO) to discuss the findings of the archaeology studies and to discuss determination of eligibility. The Environmental Assessment (EA) document is being prepared.

## **NORTHERLY CROSSINGS CORRIDOR CONGESTION MITIGATION STUDY**

**STUDY  
Contract No. C-395A**

**WMC/RWL**

The Commission has conducted a series of workshops with NJDOT and PennDOT intended to facilitate establishing a Task Force which will focus on building a consensus with respect to mitigating future traffic congestion along the I-80 corridor in both the eastbound and westbound direction.

Workshops were held on August 1, 2007 and September 20, 2007 at the New Hope-Lambertville Toll Bridge facility and included discussions regarding the development of a Memorandum of Understanding for the Task Force. Each workshop was attended by representatives of NJDOT, PennDOT, PA Turnpike and the Commission.



# **DELAWARE RIVER JOINT TOLL BRIDGE COMMISSION**

**Meeting of October 29, 2007  
PROJECT STATUS REPORT**

## **ELECTRONIC SURVEILLANCE / DETECTION SYSTEM**

**PROGRAM MANAGER**

**Contract No. C-396A**

**WMC/RWL**

Work involved the initiation of implementation oversight generally focused on coordinating preliminary matters and providing administrative support relating to the issuance of Notice-to-Proceed.

Jacobs Edwards & Kelcey continues to assist the Commission, together with Counsel, in discussions with Advanced Wireless Services (AWS) license holders who have bought rights to regional wireless frequencies through an FCC auction and determined that their proposed AWS networks will potentially interfere with the Commission's microwave communications system. Negotiations are in progress for an agreement to compensate the Commission for vacating its licenses to operate in the affected frequencies.

## **DESIGN-BUILD-MAINTAIN PROJECT**

**DB-396A**

**WMC/RWL**

In accordance with Resolution ENG-02-09-07, the Electronic Surveillance / Detection System Design-Build-Maintain Project, Contract No. DB-396A, was awarded to Mass. Electric Construction Company of Whitestone, New York.

The project includes design-build-maintain services in connection with the Commission's plan to install an Electronic Surveillance / Detection System to properly secure the bridge structures, bridge roadways, overpasses, toll plazas and support facilities within its jurisdiction.

A project Kick-off Meeting is scheduled to be held in late October.

# **DELAWARE RIVER JOINT TOLL BRIDGE COMMISSION**

## **Meeting of October 29, 2007 PROJECT STATUS REPORT**

### **NEW HOPE – LAMBERTVILLE TOLL BRIDGE ADMINISTRATION BUILDING RENOVATIONS AND ADDITION**

DESIGN  
Contract No. C-397B  
**RJZ/RWL**

A Request for Pre-Qualifications (RFQ) was publicly advertised on July 17, 2007. Seven (7) Contractors submitted their Statement of Qualifications (SOQ's) on August 08, 2007. All seven (7) of the Contractors were deemed pre-qualified to bid.

Final construction bid documents were received from VITETTA on September 10, 2007. Construction bid solicitations were issued to all seven (7) firms on September 10, 2007 as construction Contract T-397B. A mandatory Pre-Bid Meeting was held at the New Hope - Lambertville Toll Bridge Administration Building on September 18, 2007. Six (6) out of the seven (7) Pre-Qualified Contractors attended the meeting. Bids are scheduled to be received on October 18, 2007.

### **I-78 ROADWAY REHABILITATION CONTRACT**

DESIGN  
Contract No. C-424A  
**EHM/DGF/CLR**

PB Americas continues to provide post design support for the project. PB is continuing to responding to Contractor requests-for-information; and reviewing shop drawings and submissions from the contractor.

CONSTRUCTION MANAGEMENT/CONSTRUCTION INSPECTION  
Contract No. CM-424A  
**EHM/CLR**

Greenman – Pedersen, Inc continues to provide CM/CI services for this contract which includes coordinating field activities with the contractor, reviewing contractor schedules, contractor invoicing, conducting bi-weekly Progress and Scheduling Meetings, preparing daily reports, tracking project submittals along with public information efforts.

Greenman - Pedersen's Public Involvement consultant, ACT Engineers, has reached out to local officials to provide details on the project. At this time, all local officials have asked that the Commission keep the local Police department informed of any local street impacts. ACT has begun development of the first project newsletter and begun to answer customer generated questions via the toll free number.

# **DELAWARE RIVER JOINT TOLL BRIDGE COMMISSION**

## **Meeting of October 29, 2007 PROJECT STATUS REPORT**

### **CONSTRUCTION Contract No. T-424A EHM/DGF/CLR**

Tilcon New York, Inc. has completed establishing the CM/CI field office and has begun construction on October 15, 2007. A Partnering Session was held on October 15, 2007. Work has begun on the drainage channel stabilization along County Route 519 under I-78 and repaving of the right shoulders in advance of shifting traffic onto the shoulder for Stage 1 work. A preliminary baseline construction schedule has been submitted and it is anticipated that it will be finalized and approved by late October 2007.

### **NJDEP & PADEP MUNICIPAL STORM WATER COMPLIANCE PROGRAM CONSULTING SERVICES Contract No. C-425A**

#### **STORM SEWER OUTFALL PIPE MAP**

### **DESIGN Assignment #7 JMD/RWL**

Under this Task Order Assignment T&M Associates was tasked with finding, inspecting, and mapping all Commission sewer outfalls in Pennsylvania and New Jersey.

The consultant has completed the mapping and inspection of all outfalls in Districts 1, 2 and 3. An internal meeting was held to discuss and finalize the Outfall Inspection Report to be submitted to T&M Associates.

# **DELAWARE RIVER JOINT TOLL BRIDGE COMMISSION**

**Meeting of October 29, 2007  
PROJECT STATUS REPORT**

## **PORTLAND BOROUGH SEWER FORCE MAIN CONNECTION LOCATION**

DESIGN  
Assignment #9  
**JMD/RWL**

The Borough of Portland has been ordered by the PA DEP to provide a sewage treatment plant to service residential and other facilities within the Borough. The Borough has requested an easement to construct a sewer force main to the treatment plant within Commission property. The Commission and Commission Counsel have been working with the Borough to prepare the requested easement documentation.

The Commission requested T & M Associates prepare a proposal to review the proposed sewer force main plans prepared by the Borough engineering consultant, Brinjac Engineering, and determine the best location for stub connection to which the Commission will ultimately connect our P-C Toll facility. As part of the connection, the Commission is required to install a grinder pump provided by the Borough, and construct a lateral connection from our building to the sewer tap location.

The final report has been submitted by T&M for review. It is expected that this Task Order Assignment will be closed by the end of the year.

# **DELAWARE RIVER JOINT TOLL BRIDGE COMMISSION**

## **Meeting of October 29, 2007 PROJECT STATUS REPORT**

### **I-78 OPEN ROAD TOLLING (ORT) LANES DESIGN**

DESIGN  
Contract No. C-427B  
**CAS/RWL**

HNTB Corp. is finalizing the draft Customer Service Center / Violation Processing Center Design, Build, Operate and Maintain Request for Proposals (RFP). Once the document is finalized, it will be routed internally for final review prior to being issued.

Several meetings were held with Commission staff, Commission counsel, HNTB and STV to discuss how the maintenance of the existing Electronic Toll Collection (ETC) system should be incorporated into the In-Lane Toll System RFP.

HNTB is continuing with the design effort for the project. The horizontal and vertical geometry is approximately 90% complete. Contract plans for grading, cross sections, pavement repair, roadway signage and pavement markings, staging, and traffic control are all on-going. HNTB has analyzed the existing storm water drainage system and is currently designing the proposed system. Geotechnical borings for the proposed retaining walls is complete and analysis of this information is on-going. HNTB completed a site visit to gain an understanding of the electrical system for the roadway lighting and is moving forward with the lighting design. The design of the retaining walls along the eastbound side of I-78 as well as the proposed sign structures is moving forward. The design of the gantry structure for the ORT equipment is on-going.

HNTB is analyzing the existing tunnel and looking at the feasibility of creating an access point in the vicinity of lane 7. Since the stair house located adjacent to the I-78 eastbound lanes will be demolished, the tunnel located beneath the eastbound lanes will be permanently closed off.

HNTB is reviewing the existing signage located on the toll plaza canopy and is determining the feasibility of placing signage over all lanes. They are also investigating the feasibility of using LED display signs rather than the current flip signs.

# **DELAWARE RIVER JOINT TOLL BRIDGE COMMISSION**

**Meeting of October 29, 2007  
PROJECT STATUS REPORT**

## **CENTRE BRIDGE-STOCKTON TOLL SUPPORTED BRIDGE REHABILITATION CONTRACT**

**DESIGN  
Contract No. C-429A  
RJL/DGF/CLR**

Lichtenstein Consulting Engineers (LCE) has completed their post-design services. They are preparing their final invoice.

**CONSTRUCTION MANAGEMENT/CONSTRUCTION INSPECTION  
Contract No. CM-429A  
RJL/DGF/CLR**

The CM/CI team is completing their as-built drawings, lessons learned and final documents. The contractor's final estimate has been submitted.

**CONSTRUCTION  
Contract No. TS-429A  
RJL/DGF/CLR**

The Final Change Order was executed on August 13, 2007. The final construction cost estimate has been submitted. The final construction cost was \$98,000 below the original contract amount.

# **DELAWARE RIVER JOINT TOLL BRIDGE COMMISSION**

## **Meeting of October 29, 2007 PROJECT STATUS REPORT**

### **MILFORD-MONTAGUE TOLL BRIDGE REHABILITATION CONTRACT**

DESIGN  
Contract No. C-430A  
**RJL/DGF**

A Peer Review Meeting was held on August 24, 2007. The consultant has prepared addendums to the Contract Documents and has preparing Conformed Contract Documents. Bids were received from five contractors on October 4, 2007. The bids are currently being reviewed by the Design Consultant.

CONSTRUCTION MANAGEMENT/CONSTRUCTION INSPECTION  
Contract No. CM-430A  
**CTH/DGF**

A Request for Letters of Interest was advertised. Based on the evaluation of Letters of Interest submitted, Requests for Proposals were sent to the following short-listed firms: Maguire Group, McTish, Kunkel and Associates, STV and URS. A pre-proposal meeting was held on July 11, 2007 and four proposals were received on August 1, 2007. Interviews were held with all four firms on August 17, 2007. At the September 24, 2007 Commission Meeting the Commission authorized the Executive Director to award the contract to the Consultant whose proposal has been deemed qualified through the LOI/RFP procurement process and determined to be fair, reasonable and in the best interest of the Commission.

### **MILFORD-MONTAGUE TOLL BRIDGE FACILITY WATER SUPPLY UPGRADE**

COST REIMBURSEMENT CONTRACT  
Contract No. T-432A  
**EHM/GGA**

Milford Water Authority (MWA) Contractor, Doli Construction Corp. of Chalfont, Pa. began construction in early October 2007. Work within the Commission facilities is schedule to commence in mid-November 2007. Substantial Completion date is December 3, 2007 and the overall Project Completion date is in May 2008 to allow for the completion of reseeding working in the area of the new water main.

# **DELAWARE RIVER JOINT TOLL BRIDGE COMMISSION**

**Meeting of October 29, 2007  
PROJECT STATUS REPORT**

## **STRUCTURAL ANALYSIS OF THE CALHOUN STREET TOLL SUPPORTED BRIDGE**

**STUDY**  
Contract No. C-447A  
**MEM/DGF**

The Commission, at the September 24, 2007 meeting ratified the award of this contract to Lichtenstein Consulting Engineers (LCE) of Paramus, NJ with AmerCom Corp. (DBE).

A notice of award letter was issued to LCE, along with a limited notice-to-proceed as of September 24, 2007. The letter requested LCE to submit the proper insurance certification. Upon review and approval of the insurance certificates the agreement will be executed and a notice-to-proceed will be issued.

The LCE Team attended a project kick-off meeting held at the Commission's Morrisville Administration Building.

## **STRUCTURAL / CIVIL TASK ORDER AGREEMENT CONSULTANT** Contract No. C-449A

### **PORTLAND COLUMBIA SIGN STRUCTURE REPAIR**

**DESIGN**  
Assignment #2  
**JBK/RWL**

Under this Task Order Assignment the Commission asked The Louis Berger Group, Inc. to develop design documents to repair a damaged cantilevered sign structure at the Portland Columbia Toll Bridge Facility. The Louis Berger Group, Inc. submitted final design plans on August 17, 2007.

Procurement of the sign structure repair materials is underway. The Commission's District III maintenance forces will perform the construction work required to repair the sign structure and erect the sign.



# **DELAWARE RIVER JOINT TOLL BRIDGE COMMISSION**

**Meeting of October 29, 2007  
PROJECT STATUS REPORT**

## **TRENTON - MORRISVILLE TOLL BRIDGE TOLL PLAZA CANOPY SIGNAGE**

**STUDY  
Assignment #3  
CAS/GGA**

We have received and processed the final invoice for this Task Order Assignment and in the process of closing it out.

## **CONSTRUCTION MANAGEMENT/INSPECTION TASK ORDER AGREEMENT CONSULTANT Contract No. C-451A**

## **TRENTON - MORRISVILLE TOLL BRIDGE PERIODIC OSHA COMPLIANCE INSPECTIONS**

**Assignment #3  
CTH/DGF**

A Task Order Agreement was issued for this assignment. As a result of the initial inspection that took place in July 2007 one of the recommendations moving forward was for the Commission to perform follow-up safety inspections of the Contract T-380B, Rehabilitation of the Trenton-Morrisville Toll Bridge and One Auxiliary Lane, jobsite.

The purpose of this Task Order is to bring an experienced Safety Professional (Applegate Associates, Inc.) onto the Trenton Morrisville Toll Bridge Rehabilitation construction site and perform periodic OSHA Compliance Inspections and provide the Commission with a report of their findings. The inspections will take place monthly for the remainder of 2007 and bi-monthly in 2008 & 2009.

# **DELAWARE RIVER JOINT TOLL BRIDGE COMMISSION**

## **Meeting of October 29, 2007 PROJECT STATUS REPORT**

### **EASTON-PHILLIPSBURG TOLL BRIDGE FACILITY ROOF REPLACEMENT**

DESIGN  
Contract No. C-413A-4  
**RJZ/RWL**

Brinjac Engineering is providing post-design services reviewing the Contractor's submittals. Urban Engineers, as a subconsultant to Brinjac, is providing CM/CI services.

CONSTRUCTION  
Contract No. T-465A

De Sapia Construction Inc. was awarded the construction contract at the March 2007 Commission Meeting and mobilized to start work in May. Project Substantial Completion date was September 17, 2007, and Construction is expected to be completed by November 18, 2007.

### **INTERSTATE 80 RESURFACING PROJECT**

CONSTRUCTION  
Contract No. T-492B  
**CLR/DGF**

NJDOT has a contractor on I-80 milling and resurfacing from MP 0.50 to MP 8.2. Construction of the eastbound and westbound lanes within the Commission's New Jersey jurisdiction have been milled with both the asphalt base coarse and surface coarse completed along with the line stripping. Additionally, the asphalt drainage curb lips, the shoulder rumble strips and shoulder reflectors have all been completed. The project has been punch listed with the punch list work completed.

# **DELAWARE RIVER JOINT TOLL BRIDGE COMMISSION**

**Meeting of October 29, 2007  
PROJECT STATUS REPORT**

## **GENERAL ENGINEERING CONSULTANT - ANNUAL INSPECTIONS C-07-02**

### **2007 TOLL BRIDGE INSPECTIONS**

Assignment #2A  
**JBK/RWL**

This Task Order Assignment includes the 2007 Inspection of the Commission's Toll Bridges and related facilities. Inspections of all the Commission's Toll Bridge Facilities were complete in September. Vehicle & Equipment Inspections have also been completed.

The DRAFT Annual Inspection report was submitted on October 5, 2007 and is being reviewed by Commission staff.

### **YEAR 2007 TRAFFIC ENGINEERING CONSULTANT AGREEMENT**

STUDY  
Contract No. C-07-03  
**CAS/RWL**

Pursuant to the Section 6(b)(xiv) of the bond Purchase Contract dated September 10, 2007 and September 19, 2007 relating to the sale by the Commission of its Bridge System Revenue Bonds, Pennoni Associates, Inc. (PAI) submitted a Certificate of Traffic Consultant, dated September 20, 2007.

**DELAWARE RIVER JOINT TOLL BRIDGE COMMISSION**

**Meeting of October 29, 2007**

**SUPPLEMENTAL PROJECTS REPORT**

**OVERVIEW REPORT OF GENERAL UPKEEP, PREVENTATIVE MAINTENANCE  
AND MAINTENANCE PROJECTS**

**DISTRICT I, II AND III**

**MONTH OF SEPTEMBER 2007**

Report as shown directly hereunder and have been submitted by Frank J. Tolotta, Deputy Executive Director of Operations, to keep the Commission Members apprised of the above captioned items at all three districts.

\*\*\*

District I  
 John B. Prior, Acting Superintendent  
 David Burd, Acting Asst. Superintendent  
 James B. Ley, Foreman of Maintenance, Trenton-Morrisville  
 Daniel Pascuillo, Foreman of Maintenance, New Hope-Lambertville

**Administration**

| Task                         | JAN   | FEB   | MAR | APR   | MAY | JUN | JUL   | AUG   | SEP   | OCT | NOV | DEC | Total Man-hours |
|------------------------------|-------|-------|-----|-------|-----|-----|-------|-------|-------|-----|-----|-----|-----------------|
| Bridge Maintenance           | 0     | 0     | 0   | 0     | 0   | 0   | 0     | 0     |       |     |     |     | 0               |
| Bldg./Facilities Maintenance | 540   | 655   | 519 | 728   | 488 | 242 | 728   | 688   | 702   |     |     |     | 5,290           |
| Grounds Maintenance          | 0     | 0     | 0   | 72    | 248 | 160 | 210   | 160   | 145   |     |     |     | 995             |
| Road Maintenance             | 180   | 0     | 0   | 0     | 0   | 0   | 0     | 0     | 0     |     |     |     | 180             |
| Snow/Ice Maintenance         | 40    | 140   | 125 | 0     | 0   | 0   | 0     | 0     | 0     |     |     |     | 305             |
| Vehicle Maintenance          | 120   | 120   | 133 | 124   | 168 | 108 | 135   | 92    | 105   |     |     |     | 1,105           |
| Miscellaneous                | 150   | 195   | 220 | 175   | 72  | 196 | 205   | 180   | 250   |     |     |     | 1,643           |
| Total Man-hours              | 1,030 | 1,110 | 997 | 1,099 | 976 | 706 | 1,278 | 1,120 | 1,202 |     |     |     | 9,518           |

**Trenton-Morrisville Toll Bridge**

| Task                         | JAN   | FEB | MAR | APR | MAY | JUN | JUL | AUG | SEP | OCT | NOV | DEC | Total Man-hours |
|------------------------------|-------|-----|-----|-----|-----|-----|-----|-----|-----|-----|-----|-----|-----------------|
| Bridge Maintenance           | 0     | 0   | 0   | 8   | 0   | 0   | 0   | 0   | 0   |     |     |     | 8               |
| Bldg./Facilities Maintenance | 195   | 146 | 125 | 145 | 132 | 312 | 360 | 208 | 240 |     |     |     | 1,863           |
| Grounds Maintenance          | 165   | 85  | 105 | 90  | 286 | 208 | 215 | 328 | 310 |     |     |     | 1,792           |
| Road Maintenance             | 364   | 100 | 80  | 28  | 0   | 24  | 16  | 32  | 0   |     |     |     | 644             |
| Snow/Ice Maintenance         | 135   | 140 | 125 | 0   | 0   | 0   | 0   | 0   | 0   |     |     |     | 400             |
| Vehicle Maintenance          | 140   | 128 | 133 | 124 | 62  | 100 | 98  | 164 | 145 |     |     |     | 1,094           |
| Miscellaneous                | 75    | 110 | 122 | 105 | 238 | 212 | 205 | 196 | 226 |     |     |     | 1,489           |
| Total Man-hours              | 1,074 | 709 | 690 | 500 | 718 | 856 | 894 | 928 | 921 |     |     |     | 7,290           |

**New Hope-Lambertville Toll Bridge**

| Task                         | JAN   | FEB   | MAR   | APR   | MAY   | JUN   | JUL   | AUG   | SEP   | OCT | NOV | DEC | Total Man-hours |
|------------------------------|-------|-------|-------|-------|-------|-------|-------|-------|-------|-----|-----|-----|-----------------|
| Bridge Maintenance           | 0     | 0     | 40    | 0     | 30    | 0     | 160   | 0     | 104   |     |     |     | 334             |
| Bldg./Facilities Maintenance | 568   | 520   | 616   | 608   | 344   | 304   | 312   | 432   | 320   |     |     |     | 4,024           |
| Grounds Maintenance          | 72    | 32    | 48    | 168   | 312   | 280   | 272   | 328   | 80    |     |     |     | 1,592           |
| Road Maintenance             | 16    | 32    | 80    | 48    | 32    | 80    | 24    | 64    | 24    |     |     |     | 400             |
| Snow/Ice Maintenance         | 40    | 58    | 48    | 0     | 0     | 0     | 0     | 0     | 0     |     |     |     | 146             |
| Vehicle Maintenance          | 216   | 184   | 227   | 232   | 144   | 168   | 160   | 168   | 360   |     |     |     | 1,859           |
| Miscellaneous                | 368   | 232   | 216   | 384   | 344   | 312   | 296   | 320   | 296   |     |     |     | 2,768           |
| Total Man-hours              | 1,280 | 1,058 | 1,275 | 1,440 | 1,206 | 1,144 | 1,224 | 1,312 | 1,184 |     |     |     | 11,123          |

**Southern Division Toll Supported Bridges**

| Task                         | JAN | FEB | MAR | APR | MAY | JUN | JUL | AUG   | SEP | OCT | NOV | DEC | Total Man-hours |
|------------------------------|-----|-----|-----|-----|-----|-----|-----|-------|-----|-----|-----|-----|-----------------|
| Bridge Maintenance           | 200 | 48  | 88  | 56  | 40  | 52  | 48  | 144   | 0   |     |     |     | 676             |
| Bldg./Facilities Maintenance | 152 | 119 | 231 | 97  | 170 | 278 | 121 | 370   | 304 |     |     |     | 1,842           |
| Grounds Maintenance          | 216 | 124 | 108 | 266 | 644 | 398 | 557 | 476   | 409 |     |     |     | 3,198           |
| Road Maintenance             | 64  | 52  | 88  | 168 | 40  | 144 | 40  | 32    | 24  |     |     |     | 652             |
| Snow/Ice Maintenance         | 176 | 227 | 180 | 0   | 0   | 0   | 0   | 0     | 0   |     |     |     | 583             |
| Vehicle Maintenance          | 0   | 0   | 0   | 0   | 0   | 0   | 0   | 0     | 0   |     |     |     | 0               |
| Miscellaneous                | 10  | 0   | 66  | 16  | 0   | 0   | 32  | 8     | 16  |     |     |     | 148             |
| Total Man-hours              | 818 | 570 | 761 | 603 | 894 | 872 | 798 | 1,030 | 753 |     |     |     | 7,099           |

District II

Lendell Jones, Superintendent

James Shelly Asst. Superintendent

Robert Varju, Foreman of Maintenance, I-78

Mark W. Dilts, Foreman of Maintenance, Easton-Phillipsburg

**Easton-Phillipsburg Toll Bridge**

| Task                         | JAN   | FEB   | MAR   | APR   | MAY   | JUN | JUL   | AUG   | SEP   | OCT | NOV | DEC | Total Man-hours |
|------------------------------|-------|-------|-------|-------|-------|-----|-------|-------|-------|-----|-----|-----|-----------------|
| Bridge Maintenance           | 34    | 16    | 37    | 43    | 49    | 55  | 42    | 243   | 292   |     |     |     | 811             |
| Bldg./Facilities Maintenance | 894   | 617   | 758   | 513   | 226   | 299 | 364   | 501   | 282   |     |     |     | 4,454           |
| Grounds Maintenance          | 210   | 67    | 285   | 559   | 522   | 330 | 505   | 332   | 412   |     |     |     | 3,222           |
| Road Maintenance             | 111   | 115   | 242   | 115   | 371   | 197 | 281   | 91    | 36    |     |     |     | 1,559           |
| Snow/Ice Maintenance         | 132   | 282   | 248   | 0     | 0     | 0   | 0     | 0     | 0     |     |     |     | 662             |
| Vehicle Maintenance          | 24    | 48    | 12    | 16    | 0     | 0   | 16    | 16    | 72    |     |     |     | 204             |
| Miscellaneous                | 0     | 24    | 20    | 24    | 141   | 24  | 16    | 19    | 32    |     |     |     | 300             |
| Total Man-hours              | 1,405 | 1,169 | 1,602 | 1,270 | 1,309 | 905 | 1,224 | 1,202 | 1,126 |     |     |     | 11,212          |

**I-78 Toll Bridge**

| Task                         | JAN   | FEB   | MAR   | APR   | MAY   | JUN   | JUL   | AUG   | SEP   | OCT | NOV | DEC | Total Man-hours |
|------------------------------|-------|-------|-------|-------|-------|-------|-------|-------|-------|-----|-----|-----|-----------------|
| Bridge Maintenance           | 0     | 0     | 0     | 0     | 0     | 8     | 200   | 200   | 32    |     |     |     | 440             |
| Bldg./Facilities Maintenance | 1,158 | 1,176 | 864   | 1,009 | 734   | 824   | 832   | 900   | 1,214 |     |     |     | 8,711           |
| Grounds Maintenance          | 802   | 310   | 878   | 448   | 988   | 637   | 664   | 655   | 464   |     |     |     | 5,845           |
| Road Maintenance             | 95    | 312   | 448   | 438   | 557   | 686   | 312   | 350   | 216   |     |     |     | 3,414           |
| Snow/Ice Maintenance         | 56    | 219   | 207   | 0     | 0     | 0     | 0     | 0     | 0     |     |     |     | 482             |
| Vehicle Maintenance          | 278   | 280   | 184   | 236   | 173   | 142   | 348   | 342   | 292   |     |     |     | 2,275           |
| Miscellaneous                | 96    | 32    | 40    | 8     | 46    | 40    | 24    | 24    | 32    |     |     |     | 342             |
| Total Man-hours              | 2,485 | 2,329 | 2,621 | 2,139 | 2,498 | 2,337 | 2,380 | 2,471 | 2,250 |     |     |     | 21,508          |

**Northern Division Toll Supported Bridges**

| Task                         | JAN   | FEB   | MAR   | APR   | MAY   | JUN | JUL   | AUG   | SEP   | OCT | NOV | DEC | Total Man-hours |
|------------------------------|-------|-------|-------|-------|-------|-----|-------|-------|-------|-----|-----|-----|-----------------|
| Bridge Maintenance           | 72    | 33    | 42    | 40    | 46    | 46  | 24    | 90    | 272   |     |     |     | 665             |
| Bldg./Facilities Maintenance | 212   | 427   | 271   | 296   | 236   | 407 | 598   | 565   | 235   |     |     |     | 3,247           |
| Grounds Maintenance          | 97    | 33    | 68    | 272   | 382   | 155 | 275   | 329   | 244   |     |     |     | 1,855           |
| Road Maintenance             | 111   | 73    | 319   | 226   | 196   | 34  | 64    | 36    | 32    |     |     |     | 1,091           |
| Snow/Ice Maintenance         | 152   | 280   | 132   | 0     | 0     | 0   | 0     | 0     | 0     |     |     |     | 564             |
| Vehicle Maintenance          | 529   | 209   | 372   | 192   | 142   | 64  | 154   | 128   | 173   |     |     |     | 1,963           |
| Miscellaneous                | 0     | 27    | 37    | 25    | 107   | 35  | 17    | 89    | 62    |     |     |     | 399             |
| Total Man-hours              | 1,173 | 1,082 | 1,241 | 1,051 | 1,109 | 741 | 1,132 | 1,237 | 1,018 |     |     |     | 9,784           |

District III  
 Bryan L. Hill, Superintendent  
 Jeanne M. Pomager, Assistant Superintendent  
 Thomas Chirico, Foreman of Maintenance

**Portland-Columbia Toll Bridge**

| Task                         | JAN | FEB | MAR | APR | MAY | JUN | JUL | AUG | SEP | OCT | NOV | DEC | Total Man-hours |
|------------------------------|-----|-----|-----|-----|-----|-----|-----|-----|-----|-----|-----|-----|-----------------|
| Bridge Maintenance           | 6   | 4   | 10  | 28  | 0   | 90  | 103 | 6   | 115 |     |     |     | 362             |
| Bldg./Facilities Maintenance | 251 | 158 | 142 | 117 | 162 | 136 | 131 | 202 | 91  |     |     |     | 1,390           |
| Grounds Maintenance          | 141 | 58  | 199 | 230 | 288 | 250 | 184 | 267 | 80  |     |     |     | 1,697           |
| Road Maintenance             | 14  | 36  | 16  | 81  | 30  | 6   | 38  | 19  | 24  |     |     |     | 264             |
| Snow/Ice Maintenance         | 70  | 189 | 80  | 4   | 7   | 0   | 7   | 0   | 2   |     |     |     | 359             |
| Vehicle Maintenance          | 92  | 100 | 131 | 90  | 59  | 51  | 62  | 93  | 66  |     |     |     | 744             |
| Miscellaneous                | 43  | 10  | 58  | 18  | 27  | 24  | 20  | 63  | 78  |     |     |     | 341             |
| Total Man-hours              | 617 | 555 | 636 | 568 | 573 | 557 | 545 | 650 | 456 |     |     |     | 5,157           |

**Portland-Columbia Toll Supported Bridge**

| Task                         | JAN | FEB | MAR | APR | MAY | JUN | JUL | AUG | SEP | OCT | NOV | DEC | Total Man-hours |
|------------------------------|-----|-----|-----|-----|-----|-----|-----|-----|-----|-----|-----|-----|-----------------|
| Bridge Maintenance           | 0   | 0   | 0   | 8   | 21  | 4   | 0   | 10  | 0   |     |     |     | 43              |
| Bldg./Facilities Maintenance | 0   | 0   | 0   | 0   | 0   | 0   | 0   | 0   | 0   |     |     |     | 0               |
| Grounds Maintenance          | 48  | 36  | 58  | 44  | 34  | 35  | 37  | 58  | 32  |     |     |     | 382             |
| Road Maintenance             | 0   | 0   | 0   | 0   | 0   | 0   | 0   | 0   | 0   |     |     |     | 0               |
| Snow/Ice Maintenance         | 2   | 37  | 20  | 0   | 0   | 0   | 0   | 0   | 0   |     |     |     | 59              |
| Vehicle Maintenance          | 0   | 0   | 0   | 0   | 0   | 0   | 0   | 0   | 0   |     |     |     | 0               |
| Miscellaneous                | 0   | 0   | 0   | 0   | 0   | 0   | 0   | 0   | 0   |     |     |     | 0               |
| Total Man-hours              | 50  | 73  | 78  | 52  | 55  | 39  | 37  | 68  | 32  |     |     |     | 484             |

**Delaware Water Gap Toll Bridge**

| Task                         | JAN   | FEB   | MAR   | APR   | MAY   | JUN   | JUL   | AUG   | SEP   | OCT | NOV | DEC | Total Man-hours |
|------------------------------|-------|-------|-------|-------|-------|-------|-------|-------|-------|-----|-----|-----|-----------------|
| Bridge Maintenance           | 12    | 0     | 10    | 31    | 46    | 34    | 27    | 316   | 142   |     |     |     | 618             |
| Bldg./Facilities Maintenance | 948   | 870   | 835   | 632   | 502   | 575   | 569   | 490   | 566   |     |     |     | 5,987           |
| Grounds Maintenance          | 172   | 30    | 127   | 211   | 452   | 481   | 264   | 307   | 265   |     |     |     | 2,309           |
| Road Maintenance             | 93    | 90    | 296   | 300   | 305   | 227   | 161   | 209   | 62    |     |     |     | 1,743           |
| Snow/Ice Maintenance         | 26    | 229   | 180   | 0     | 0     | 0     | 0     | 0     | 8     |     |     |     | 443             |
| Vehicle Maintenance          | 472   | 335   | 398   | 334   | 356   | 323   | 411   | 192   | 269   |     |     |     | 3,090           |
| Miscellaneous                | 118   | 56    | 78    | 148   | 61    | 97    | 204   | 89    | 94    |     |     |     | 945             |
| Total Man-hours              | 1,841 | 1,610 | 1,924 | 1,656 | 1,722 | 1,737 | 1,636 | 1,603 | 1,406 |     |     |     | 15,134          |

**Milford-Montague Toll Bridge**

| Task                         | JAN | FEB | MAR | APR | MAY | JUN | JUL | AUG | SEP | OCT | NOV | DEC | Total Man-hours |
|------------------------------|-----|-----|-----|-----|-----|-----|-----|-----|-----|-----|-----|-----|-----------------|
| Bridge Maintenance           | 0   | 0   | 25  | 0   | 0   | 8   | 0   | 111 | 16  |     |     |     | 160             |
| Bldg./Facilities Maintenance | 349 | 325 | 280 | 211 | 112 | 97  | 80  | 143 | 110 |     |     |     | 1,707           |
| Grounds Maintenance          | 140 | 40  | 60  | 170 | 327 | 326 | 302 | 261 | 227 |     |     |     | 1,853           |
| Road Maintenance             | 0   | 0   | 83  | 12  | 122 | 44  | 36  | 53  | 65  |     |     |     | 415             |
| Snow/Ice Maintenance         | 30  | 167 | 63  | 0   | 0   | 0   | 0   | 0   | 0   |     |     |     | 260             |
| Vehicle Maintenance          | 158 | 86  | 163 | 166 | 66  | 105 | 52  | 17  | 115 |     |     |     | 928             |
| Miscellaneous                | 151 | 129 | 159 | 158 | 111 | 125 | 162 | 158 | 129 |     |     |     | 1,282           |
| Total Man-hours              | 828 | 747 | 833 | 717 | 738 | 705 | 632 | 743 | 662 |     |     |     | 6,605           |

DELAWARE RIVER JOINT TOLL BRIDGE COMMISSION  
MONTHLY ACTIVITY SERVICES RENDERED REPORT

DISTRICT SOUTHERN DIVISION

YEAR 2007

| ACTIVITY/SERVICE                              | CS           | WC           | NH-L         | LT          | CB-S          | L-R      | TOTAL          |
|---|--------------|--------------|--------------|-------------|---------------|----------|----------------|
| Disabled Vehicle Removal                      | 66           | 0            | 0            | 0           | 0             | 0        | 66             |
| Shift/Hours On Duty                           | 10790        | 6700         | 9563         | 1358        | 796.5         | 0        | 29207.5        |
| Patrols/Crossovers                            | 5021         | 3286         | 4471         | 551         | 395           | 0        | 13724          |
| Complaints Received                           | 335          | 88           | 6            | 0           | 0             | 0        | 429            |
| Co-Operation W/Other Agencies                 | 45           | 210          | 33           | 2           | 11            | 0        | 301            |
| Services Rendered                             | 1949         | 3063         | 2771         | 11          | 7             | 0        | 7801           |
| First Aid                                     | 0            | 3            | 1            | 0           | 8             | 0        | 12             |
| Advisories: Pedestrians, Bikers & Automobiles | 1916         | 871          | 2068         | 8           | 13            | 0        | 4876           |
| Traffic Control Assistance                    | 645          | 260          | 107          | 7           | 27            | 0        | 1046           |
| River Readings                                | 1946         | 1767         | 1874         | 132         | 60            | 0        | 5779           |
| Vehicles Refused Passage                      | 1558         | 166          | 375          | 12          | 42            | 0        | 2153           |
| Medical Emergencies (911 Calls)               | 3            | 1            | 8            | 1           | 2             | 0        | 15             |
| Calls For Assistance (State Police)           | 10           | 16           | 15           | 7           | 9             | 0        | 57             |
| <b>TOTAL</b>                                  | <b>24284</b> | <b>16431</b> | <b>21292</b> | <b>2089</b> | <b>1370.5</b> | <b>0</b> | <b>65466.5</b> |

NOTES:

|      |                              |
|------|------------------------------|
| CS   | CALHOUN STREET               |
| WC   | WASHINGTON CROSSING          |
| NH-L | NEW HOPE-LAMBERTVILLE        |
| LT   | LOWER TRENTON                |
| CB-S | CENTER BRIDGE-STOCKTON       |
| L-R  | LUMBERVILLE-RAVEN ROCK (PED) |



MONTHLY ACTIVITY SERVICES RENDERED REPORT

DISTRICT NORTHERN DIVISION

YEAR thru September 2007

| ACTIVITY/SERVICE                              | U-F  | M-JUBE | R-R   | B-R   | NS    | P-C | TOTAL |
|---|------|--------|-------|-------|-------|-----|-------|
| Disabled Vehicle Removal                      | 0    | 0      | 1     | 1     | 10    | 0   | 12    |
| Shift/Hours On Duty                           | 988  | 109    | 8318  | 5060  | 11282 | 0   | 25757 |
| Patrols/Crossovers                            | 617  | 62     | 3589  | 2600  | 6428  | 0   | 13296 |
| Complaints Received                           | 4    | 0      | 64    | 16    | 24    | 0   | 108   |
| Co-Operation W/Other Agencies                 | 228  | 2      | 1607  | 308   | 422   | 0   | 2567  |
| Services Rendered                             | 592  | 21     | 5058  | 1179  | 11008 | 0   | 17858 |
| First Aid                                     | 0    | 0      | 1     | 0     | 2     | 0   | 3     |
| Advisories: Pedestrians, Bikers & Automobiles | 374  | 2      | 2183  | 607   | 1410  | 0   | 4576  |
| Traffic Control Assistance                    | 255  | 2      | 332   | 447   | 2167  | 0   | 3203  |
| River Readings                                | 346  | 0      | 2255  | 1409  | 2050  | 0   | 6060  |
| Vehicles Refused Passage                      | 58   | 0      | 340   | 203   | 1067  | 0   | 1668  |
| Medical Emergencies (911 Calls)               | 1    | 0      | 3     | 5     | 3     | 0   | 12    |
| Calls For Assistance (State Police)           | 0    | 0      | 4     | 8     | 17    | 0   | 29    |
| TOTAL   | 3463 | 198    | 23755 | 11843 | 35890 | 0   | 75149 |

NOTES:

|        |                          |
|--------|--------------------------|
| U-F    | UHLERSTOWN-FRENCHTOWN    |
| M-JUBE | MILFORD-UPPER BLACK EDDY |
| R-R    | RIEGELSVILLE             |
| B-R    | BELVIDERE-RIVERTON       |
| NS     | NORTHAMPTON STREET       |
| P-C    | PORTLAN-COLUMBIA (PED)   |

**DELAWARE RIVER JOINT TOLL BRIDGE COMMISSION**

**Meeting of October 29, 2007**

**Operations Report Index**

**Plants and Facilities**

| <b>SUBJECT</b>        | <b>DESCRIPTION</b>                        | <b>PAGE<br/>NUMBER</b> |
|-----------------------|---|------------------------|
| Plants and Facilities | Status Report<br>Month of September, 2007 | 1-2                    |

# **DELAWARE RIVER JOINT TOLL BRIDGE COMMISSION**

**Meeting of October 29, 2007**

## **PLANTS AND FACILITIES REPORT MONTH OF SEPTEMBER 2007**

- As Chairperson, conducted the Green Team Monthly Meeting on September 5, 2007 at the Easton-Phillipsburg Administration Building. Topics included the newly implemented Mandatory Recycling Program and the Progress Report/PowerPoint Presentation for the September 19, 2007 Commission Monthly Committee Meeting.
- Coordinated efforts for the implementation of the Mandatory Recycling Program which was effective September 1, 2007 at all Toll and Toll-Supported Facilities. All facilities were provided with labeled recycling containers.
- Attended the IBTTA 2007 Maintenance Committee Fall Conference on September 10, 11 & 12, 2007 in Philadelphia, Pennsylvania. The Commission served as the Host Agency and provided a technical tour of the Trenton-Morrisville Toll Bridge Rehabilitation and One Auxiliary Lane Project. Also, an overview of the upcoming Scudder Falls Rehabilitation Project and a tour of the Hamilton, New Jersey State Police Communications/Technology Center was provided.
- Participated in the 2007 Annual Vehicle, Equipment, and Facilities Inspection in Districts I and II on September 13 & 17, 2007. Recommendations were given to replace specific vehicles and equipment along with suggested upgrades at the respective facilities.
- Attended a Project Close-Out Meeting on September 14, 2007 at the Easton-Phillipsburg Administration Building regarding the E-P Roof Replacement Project.
- Attended the Pre-Construction Meeting for the I-78 Roadway Rehabilitation Project on September 18, 2007 at the New Hope-Lambertville Administration Building.
- Continued site visits of Commission facilities to review plant operations, maintenance operating procedures, municipal stormwater compliance program, recycling program and related issues.
- Attended a meeting on September 18, 2007 at the New Hope-Lambertville Administration Building for the Mandatory Pre-Bid Meeting regarding the New Hope-Lambertville Administration Building Renovations and Addition.
- Presented the Green Team Progress Report at the Commission Monthly Committee Meeting on September 19, 2007 at the New Hope-Lambertville

## **DELAWARE RIVER JOINT TOLL BRIDGE COMMISSION**

### **Meeting of October 29, 2007**

Administration Building. Roy Little, Pete Peterson and Jim Stettner participated in the PowerPoint Presentation.

- Participated in a meeting on September 20, 2007 at the Trenton-Morrisville Administration Building to review the application and response letter for the 2007 Clean Water New Jersey Awards Program.
- Attended a meeting on September 25, 2007 at the Easton-Phillipsburg Administration Building to discuss the updating of the Bomb Threat Procedure. A draft copy of the updated procedure will be forwarded to Frank Tolotta, Deputy Executive Director of Operations.
- Attended a meeting at the New Hope-Lambertville Administration Building on September 26, 2007 to discuss the CAI project application submitted by Hopewell, NJ. A site visit to the Washington Crossing Toll-Supported Bridge was conducted after the meeting.

**DELAWARE RIVER JOINT TOLL BRIDGE COMMISSION**

**Meeting of October 29, 2007**

**COMPACT AUTHORIZED INVESTMENT**

**DAVID DEGEROLAMO, (New Jersey)**

**VACANCY, (Pennsylvania)**

**DONALD HART, (New Jersey)**

**J. ALAN FOWLER, (Pennsylvania)**

The following pages reflect a report on those items assigned to the Compact Authorized Investment Committee.

Each item is reported separately and page numbered accordingly hereunder.

\*\*\*

\*\*\*

**DELAWARE RIVER JOINT TOLL BRIDGE COMMISSION**

**Meeting of October 29, 2007**

**OPERATION REPORT INDEX  
FOR  
COMPACT AUTHORIZED INVESTMENT**

| SUBJECT                          | DESCRIPTION                               | PAGES NUMBER |
|----------------------------------|---|--------------|
| Compact Authorized<br>Investment | Status Report<br>Months of September 2007 | 1-5          |

# **DELAWARE RIVER JOINT TOLL BRIDGE COMMISSION**

**Meeting of October 29, 2007**

## **COMPACT AUTHORIZED INVESTMENT**

### ***General***

In September the CAI department scheduled and held a series of meetings with municipalities that needed interventional attention with their projects or that were not adhering to the schedule they had agreed to in the contract agreement mutually executed by them and the Commission. Subsequent to the meetings, most grantees readjusted their schedules and have been steadfastly following the work plan required by the new schedule. However, there is a few that still need further close monitoring in order for them to barely meet the project completion deadline of December 31, 2008. The CAI department has determined that the next 15 months will be very crucially busy as many of the grantees are now completing their final engineering plans and scheduling advertisement of bids and construction schedules. Another common denominator encountered in a few projects is the inability to adhere to project budget by surpassing the original grant amount. In two instances the projects were completed under budget. As indicated in previous reports, some grantees that exceeded their dedicated cost estimates compensated this deficiency by modifying their projects scope. There are others that may had altered their scope of work and are contemplating requesting more fund from the Commissioners in order to complete their projects.

Four new applications from Hopewell Township, NJ; Belvidere (an amended application); West Amwell, NJ; and Delaware Township, NJ will be presented to the Commissioners for their consideration for grants.

### ***Update of some of the most significant efforts with the grantees during this month***

#### ***Pennsylvania***

1. Milford Borough, PA – Delta engineering completed the plans for this project and construction work was awarded to LR Costanzo Construction Services, who started the work in Early September. The project is in process and for the next two months with a completion date of December 15, 2007. This project lends itself to a great opportunity for a ribbon cutting ceremony upon its completion.
2. Smithfield, PA – A status meeting was held on September 19<sup>th</sup> in Smithfield with the team leaders of this project, which included Boucher & James engineering and Simone-Collins architects. The engineer and the architects have done considerable amount of work to bring them up to date with the previously adopted schedule. There is a meeting scheduled with several members of Penn DOT to discuss the issue of the blinking lights, and to paint the bridge with anti-graffiti paint as well a storm water improvement permits. The plan should be 90% complete by the end of the month in order to go out to bids in January 2008. There is a need for an HOP permit for some of the work being done. The Township is also working on its first reimbursement request for work already done. The pending schedule is for the project to be bid in January and to start construction in April 2008.

## DELAWARE RIVER JOINT TOLL BRIDGE COMMISSION

Meeting of October 29, 2007

### *Pennsylvania (Continued)*

3. Delaware Water Gap, PA – During the latter part of September the grantee became more accessible to communicate with the CAI department and it appears that the plans are moving ahead slowly. After a review of the preliminary plans the due diligence engineer noticed that there appears to be a change from the original scope of work on the Broad Street/Delaware Avenue project and the Warring Street project. It was also noted that a HOP permit may be necessary for some of the work on the State Right-of-Way. A meeting was scheduled for October 2<sup>nd</sup> to discuss the above concerns and to secure pending deliverables from the municipality. The project engineer is Douglas Olmstead with Boucher and James, Inc; which is the same engineering company working on the adjacent Smithfield Township project.
4. Portland Borough, PA –The back up information needed for the Reimbursement Requests of Portland was received. However, a meeting with Penn Dot regarding the crosswalk needs to occur, and although the CAI department has offered to assist Mayor Kay Bucci with this contact, she continues to indicate that she will take care of it and has not. The HOP permit for the Park and Walk project has not been attained and neither has the property been acquired for the Park and Ride project. Time is running out and there has not been any significant progress made in the past few months to demonstrate a comfort level that either of these two projects will be completed on time. The CAI department will schedule a follow up meeting for October with the stake holders of the projects in an effort to get a pulse on the statuses.
5. Lower Mount Bethel, PA – The due diligence engineer is still working on obtaining the proper deliverables information for the RR from the municipality. The Property deed from PPL was received as well as the latest the quarterly report has date inaccuracy that is being ascertained. The municipality is in the process of acquiring a revised budget and contract from its engineer. According to the latest cost estimates, the Township will seek to reduce construction costs by getting donated work from the public work department. A status meeting is pending in the month of October.
6. Williams Township, PA – The DRJTBC Engineer is reviewing the latest plans received from the Township as well as detailed cost estimates. There is an additional traffic signal added to the scope of work that was not in the initial application. The will review the 3<sup>rd</sup> light application. Penn DOT is requesting additional comments in order to issue a HOP. The CAI department is waiting for a construction schedule.
7. Easton, PA – The due diligence engineer is waiting for final plans, cost estimates, and a concept plan to approve before the city can move ahead with the traffic calming project. The project manager and project supervisor must provide the CAI department with the necessary information before further the reimbursement request can be approved. The City must send a complete request letter to combine the bike path project and the trail projects. The Trolley project is complete for this year and a reimbursement request was submitted by the City.
8. Riegelsville Borough, PA – A meeting with DCNR Commission is to take place in order to verify that this project has not adverse effect on the Canal and its habitats. Permit is pending in order for the project to move ahead for bids.



## DELAWARE RIVER JOINT TOLL BRIDGE COMMISSION

Meeting of October 29, 2007

### *Pennsylvania (Continued)*

9. Solebury Township, PA – Both projects are in good shape. Bucks County conservation district needs to be approved. They think that they can bid by December. The project needs official PICO approval for the park. Bridge and parking lot are in our grant as well as the trail. The organization, Friends of the Canal Park is against the project. The due diligence engineer met with the project team and got a lot more information from them. The DCNR has not given them approval for the prefab bridge. They don't need the DEP chapter 105 approval. Penn Dot permit and the right-of-way transfer are the biggest issues. Julianne Dargan completed the plan review. Solebury received Penn DOT comments. There were three received by the CAI department and are under review. Plans are for this project to be ready for advertising by October.
10. New Hope Borough, PA – A status report from the Borough engineer is expected soon. The signal project is expected to be completed by December 31 2007, however, they still don't have Penn Dot permit. There is no advertising for construction yet. The municipality is preparing the specs that need Penn DOT approval. The occupancy permit and HARB approval of permits for ornamental light poles for the traffic signal are expected to be approved soon.
11. Falls Township, PA –No significant changes this month. The CAI department is still waiting for reimbursement request from them to close out the project.
12. Upper Makefield Township, PA - The project, is expected to be advertised and warded by Penn DOT in late October or early November. The Township has all the final approvals.
13. Lower Makefield, PA –The Traffic signal project is completed and the Township is getting all the necessary paper work together for a close out. The Township has alluded that it wants to send another project application to the CAI department. The CAI department is waiting for the last reimbursement request.
14. Bristol Borough, PA – the Borough received its approval on the plans from Penn DOT. There is a prebid meeting schedule for October.
15. Yardley, PA – A meeting is scheduled for October to discuss The Borough's Agreement and work schedule as well as the Appendix B.

### *New Jersey*

1. Montague, NJ – Insurance issue has not yet been resolved. The Township attorney is speaking with the DRJTBC attorney in an effort to try to compromise on the insurance certificate needed by the Commission for the Agreement.
2. Knowlton, NJ – No quarterly report yet. The due diligence will call regarding the status of their paperwork and the new project they wish to fund. The foot trail study will be done in December and the municipality may ask for funds to complete the trail. The CAI department encouraged the municipality file an application. The CAI department received a letter with copy of deed and property insurance for the property that was purchased to construct a park adjacent to the Portland Columbia pedestrian bridge.

## DELAWARE RIVER JOINT TOLL BRIDGE COMMISSION

### Meeting of October 29, 2007

#### *New Jersey (Continued)*

- 3 Belvidere, NJ – A revised grant application request for additional work from the original award was received in September. This application request was reviewed by the CAI department and will be presented to the Commissioners for consideration.
- 4 Phillipsburg, NJ – The town is still working on the ROW transfer and the approval of Stream encroachment and soil erosion control. The traffic signal study essentially completed, but will not be done as initially submitted. SHPO gave a verbal approval to the project. The bricks cross walk and utility are still issues that need to be resolved. A meeting is scheduled for October 15<sup>th</sup> to go over the status of the project.
- 5 Pohatcong, NJ – Reimbursement Request #4 has been received and it appears to be fine and will be processed for payment. A meeting is scheduled for October to review the project status.
- 6 Milford, NJ – The engineer is meeting with some property owners to resolve some right-of-way issues for the project. A meeting is being scheduled for October 18<sup>th</sup>.
- 7 Frenchtown, NJ – Van Cleef has begun work on the project. A meeting was held with the Mayor Ron Swaron and Van Cleef engineer and there is a contract drawn up for the engineer. Cleef completed the base mapping for both projects. An agreement, insurance Certificate and a resolution is expected from the Township by early October.
- 8 Stockton, NJ – Stockton has applied for all permits and has received approval from the D&R Canal and NJDOT. Attorneys for Stockton and Commission have been conversing on right-of-way transfer issues. The Borough also received the stream encroachment permit and possible detour in PA. The DRJTBC engineer is looking at the PA side of traffic pattern during construction. The Borough now wants to buy the parcel by the Rail Road station Deli to make it a parking lot. There will be an increase construction cost due to permit requirement from SHPO and the NJ DOT. The engineer will send the CAI department an explanation on the additional cost and reason for increase.
- 9 Lambertville, NJ – Mt. Hope St. project is complete; Ferry St. project has made great progress and is on schedule. It should be completed at the middle to the end of October. The mapping for Quarry Street and Swan Street is complete and the George St. plan is moving along.
- 10 Ewing, NJ – Agreement will be reviewed to rescinding original grant. The CAI department is waiting for a new application to rehabilitate several county bridges. Nothing has been received to date.
- 11 Trenton, NJ – The final plans are completed and NJDOT indicated that the project is actually under budget as an \$800,000 retaining wall that was to be completed was deleted from the final plans. The agreement between the City of Trenton and the NJ DOT has not been completed due to disagreements on several terms of the contract. NJDOT is looking to order bids by December 2007, but the project completion is now pushed back to about June 2009.
- 12 Morrisville, PA – The first reimbursement request has been completed and paid. The traffic impact with work on west bridge Street is being reviewed by the DRJTBC engineering department.

## **DELAWARE RIVER JOINT TOLL BRIDGE COMMISSION.**

**Meeting of October 29, 2007**

### ***New Jersey (Continued)***

- 13 Delaware Twp., NJ – These projects we completed during September. The CAI department is waiting for a report from the Township engineer as there has not been any RR submitted yet. The Township needs to justify the payments and the payment tickets and coring will be used as the construction work was completed by the Township public work department. Delaware has submitted a new application for road repair on Lower Creek Road. This application was reviewed by the CAI department and will be presented to the Commissioners for award consideration.
- 14 Hopewell, NJ – A new grant application was submitted and it will be presented to the Commissioners for consideration at their October meeting. A meeting was held with the CAI department, representative of the DRJTBC engineering department the Plant and Facility Department and the assistant superintendent of District Ito review the project and any possible parking configuration of the bridge officer parking space on Washington Crossing Bridge. An ADA research is pending to be completed prior to the Commissioners meeting. If this research is satisfactory, the application will be submitted for the Commissioners consideration of award at their October meeting.
- 15 West Amwell, NJ – The base plans are complete and the engineer is working on preliminary plans. The CAI department will schedule a meeting with the grantee in October to follow-up on project status. A new application for a road reconstruction of section 12 of Rocktown-Lambertville Road was submitted by the Township and it will be presented for consideration by the Commissioners at their October meeting.
- 16 Holland Township. The CAI department received the appendix B and is reviewing it for execution of the agreement. A meeting with Mayor Bernard O'Brien, the Township engineer and the CAI department will be held on October 1<sup>st</sup> to discuss the projects and the contract agreement.

**DELAWARE RIVER JOINT TOLL BRIDGE COMMISSION**

**Meeting of October 29, 2007**

**PROFESSIONAL SERVICES COMMITTEE REPORT**

**VACANCY (Chairman), (Pennsylvania)**

**BERNARD GRIGGS, (Pennsylvania)**

**THOMAS SUMNERS, (New Jersey)**

**HARRY ZIKAS, (New Jersey)**

There are not matters for the Professional Services Committee for review at this time.

\*\*\*

\*\*\*

**DELAWARE RIVER JOINT TOLL BRIDGE COMMISSION**

**Meeting of October 29, 2007**

**NEW BUSINESS**

**LETTERS OF COMMENDATION**

| <b>SUBJECT</b> | <b>DESCRIPTION</b>      | <b>PAGE<br/>NUMBER</b> |
|----------------|-------------------------|------------------------|
| New Business   | Letters of Commendation | 1 - 4                  |

# **DELAWARE RIVER JOINT TOLL BRIDGE COMMISSION**

**Meeting of October 29, 2007**

## **NEW BUSINESS**

### **LETTERS OF COMMENDATION**

Letters of commendation are reproduced directly hereunder and are self-explanatory.

This report is for informational purposes only.

\*\*\*



Sep. 17, 2007 10:40AM  
To: TM ADM

No. 9923 P. 1

# NORWESCAP

Northwest New Jersey Community Action Program, Inc.

## FOOD BANK

SERVING HUNTERDON, SUSSEX & WARREN COUNTIES

2007 SEP 17 AM 11:50

TELETYPE UNIT  
FALL 2007  
1000 LOW-LEVEL

*September 11, 2007*

*Lendell Jones, Acting Superintendent  
Delaware River Joint Bridge Commission  
Easton-Phillipsburg Toll Bridge  
Operations & Maintenance Building  
Phillipsburg, NJ 08865*

*Dear Mr. Jones,*

*I would like to take this opportunity to thank you and your staff for your kindness, generosity and professionalism toward the NORWESCAP Food Bank. It is extremely heartwarming to know people who truly care about the welfare of others; especially in the social services field. We are indeed very fortunate to have your support and skilled staff volunteer their time and talents when special projects arise at the Food Bank. The work performed is always exceptional and completed in a timely manner.*

*The NORWESCAP Food Bank depends upon the support from the community to help maintain the day-to-day operations and distribution of food to needy feeding charities. The NORWESCAP Food Bank distributes nearly 2,000,000 pounds of food annually to 120 food pantries, soup kitchens, shelters, on-site feeding programs and adult and children's day care centers throughout Hunterdon, Sussex and Warren Counties.*

*Again, thank you for your continued invaluable support. It is truly a pleasure working with you and your staff.*

*Sincerely,*

*Cathy*  
Cathy Rummel  
Director



108 Anderson Street • Phillipsburg, New Jersey 08865-3234  
908-454-7281 • Fax 908-454-8814

**BOARD OF DIRECTORS  
OFFICERS:**

**PRESIDENT**  
Mr. Mark Reda

**SECRETARY**  
Mrs. Jennifer Di Biase

**TREASURER**  
Mrs. Margaret Butler

**EXECUTIVE DIRECTOR**  
Dawn L. Slifer

October 3, 2007

Lendell Jones, District superintendent  
Delaware River Joint Toll Bridge Commission  
Operations and Maintenance Building  
Phillipsburg, NJ 08865

Dear Lendell:

We have new doors in the gymnasium! Fred Gary and his crew did an excellent job installing the new doors that replaced our vandalized set. We feel secure again without having to shove old badminton rackets into the rods on the doors. All of this for only the cost of the doors. I would especially like to thank Fred for his help with ordering the doors as well.

And, our bike rack is whole again. It looks brand new thanks to you and your men and their welding and painting abilities. Our grounds look absolutely manicured with newly trimmed shrubs and new mulch, and our parking lot is easier to negotiate with the re-painted stripes and guidelines. Thank you!

The men who were here on the United Way Day of Caring worked hard to help us keep the Center looking good. Please thank Robert Varju and his crew including Fred Gary, Frank Piazza, Nat Amato, John Lynn, Harald Simon, Mike Awad, Paul Panto, Mark Parichuk, and Hector Malcolm for all of us here at the Firth Youth Center. It is particularly gratifying to have these men here helping since many of them participated in Center programs during their youth. Every year, Bob is willing to help set this event up here at the Center, and I truly appreciate his efforts.

On behalf of the Center's Board of Directors, staff and members, thank you to the Delaware River Joint Toll Bridge Commission for its continued generosity in supplying the manpower and equipment on this very special day. We are the beneficiary of several jobs well done. Your efforts will touch the lives of many people in the Phillipsburg area making this 2007 Day of Caring for the United Way Serving Warren County and the Firth Youth Center an obvious success.

Please accept my open invitation to visit us at your convenience and see the results of your contribution.

Sincerely,

  
Dawn L. Slifer  
Executive Director

cc: Frank J. Tolotta, DRJTBC, Deputy Executive Director  
Sarah Brelvi, United Way Executive Director  
Mark Reda, Board President



Dear Mr. Nee,

HELEN NICASTRO  
322 Stuyvesant Ave  
LYNDHURST, NJ 07071  
SEPT. 17, 2007

After speaking to you this morning, I decided to write about my experience yesterday at the toll plaza at the Milford Bridge.

Two of your employees came to my assistance after I hit the red curb.

Mr. Scotti and Mr. Ferriere were right there, concerned with my well-being. Thank goodness, I was fine just a little shook-up and very disappointed over the accident.

They helped make my experience less stressful. In a very friendly, courteous manner they assisted me in directing me to a safe spot while I could wait for AAA's assistance.

It really was a good experience with the help of your employees. My husband's reaction wasn't as pleasant. I believe these officers should be commended for their job well done.

Scotti  
Ferriere

Sincerely,  
Helen Nicastro

201-935-7309 Home  
201-102