Delaware River Joint Toll Bridge Commission
Meeting of November 23, 2026

CONTRACT COMPLIANCE REPORT INDEX
Month of October 2026

SUBJECT	DESCRIPTION	PAGE NUMBER
Contract Compliance Program Operations Report	**Operations Report October 2026**	**1-20**

Delaware River Joint Toll Bridge Commission
Meeting of November 23, 2026

CONTRACT COMPLIANCE REPORT INDEX
Month of October 2026

TABLE OF CONTENTS

IBE PROGRAM

	PAGES
• IBE Program Overview	3
• Compliance IBE Scores Overview	4
• IBE Summary Reports	5
• Active Construction Projects Payments, Workforce & Ethnicity Utilization Scores	6-8
• Active Professional Projects Payments Detail and Scores	9-10
• Completed Construction Projects Payments, Workforce & Ethnicity Utilization Scores	11-15
• Completed Professional Projects Payments Detail and Scores	16-17

MWSBE Program

• MWSBE Minority (7%), Women (3%), and Small Business (25%) Enterprise Program Overview	18
• MWSBE Program Commitments for Professional and Construction (Active & Completed Pie Charts)	19
• MWSBE Professional & Construction Projects Final Commitment	20

Delaware River Joint Toll Bridge Commission
Meeting of November 23, 2026

IBE PROGRAM OVERVIEW

The Delaware River Joint Toll Bridge Commission (Commission) established an IBE Program (MBE/WBE/SBE/DBE/DsBE/VBE) with a target of 25% for all Professional Services and Construction Contracts awarded by the Commission effective July 1, 2014. To date, the Commission has awarded **(122)** contracts with the IBE Program requirements. Currently, there are **(61) active** projects and **(61) completed** projects.

IBE Program Requirements

The Commission began using Elation Systems effective January 2017, as the online system for Payment Verification and Certified Payroll Reporting (CPR). All contracts awarded by the Commission to a Prime Consultant/Prime Contractor and their Subconsultants and Subcontractors use this service free of charge. Online training is available to vendors on how to use Elation Systems. The Contract Compliance Department and Elation Support Staff are available to assist all users.

The Contract Compliance Department (CCD) monitors and posts and reports data regarding all payments. The CCD also reviews all Certified Payrolls submitted into Elation Systems.

The following are all mandatory requirements:

Company On-Line Registration:

i. All Primes must register their company and activate an account in Elation Systems; *and*

ii. All Primes must also ensure that all Subconsultants and Subcontractors register their company and activate an account in Elation Systems.

Payment Verification:

i. Prime Contractors must post all payments to their Subconsultants and/or Subcontractors in Elation Systems; *and*

ii. Prime Contractors and their Subconsultants and/or Subcontractors must confirm all payments received in Elation Systems.

Certified Payroll Reporting:

i. All Prime Contractors are responsible for assigning someone from their staff with the responsibility to review, approve, and upload their CPR(s) on a weekly basis into Elation Systems; *and*

ii. All Prime Contractors must also ensure that their Subcontractors upload their CPR(s) on a weekly basis into Elation Systems.

Prime Consultants / Contractors IBE Target performance will be displayed / available on the Commission's public website.

Delaware River Joint Toll Bridge Commission
Meeting of November 23, 2026

Contract Compliance Department
Compliance IBE Scores Overview

The Commission through its Contract Compliance Department has instituted a Compliance Score Ranking that will be included in the Monthly Contract Compliance Report for all Professional Services and Construction Projects.

The Compliance Score Ranking is an ongoing summary of data presented on Active and Completed contracts, which includes the tracking of payments from Prime Consultants and Contractors to IBE Subconsultants and Subcontractors, and the Prime Contractors Workforce Utilization. The Scores will illustrate the progress and participation to meet the Targets by Prime Consultants and Contractors as part of the IBE program.

The complete and timely reporting of payments and certified payrolls to the Elation Systems by the Prime Consultants and Prime Contractors, and their Subconsultants and Subcontractors, will assist the Prime Consultant and Prime Contractor in tracking the data to meet their targets.

Accordingly, each Prime will also be given a final grade at the completion of each project. Additionally, the data will be uploaded onto the Commission's public website monthly.

The Score(s) are factored using the following criteria:

IBE PAYMENTS

The payments by the Prime Consultant / Contractor to each of their IBE Subconsultants / Subcontractors will be calculated based on the criteria set by the Commission's 25% IBE Target.

WORKFORCE TILIZATION

Workforce utilization contains two levels of scoring and documents the hourly employee utilization by workforce type, ethnicity and gender.

IBE Payments Legend	
Score Rankings	**IBE Commitment Participation**
A+	45% & above
A	35% to 44.9%
B+	30% to 34.9%
B	25% to 29.9%
C+	20% to 24.9%
C	15% to 19.9%
D+	10% to 14.9%
D	5% to 9.9%
F	4.9% & below

Workforce Utilization Legend		
Score Rankings	**Workforce Commitment Participation**	**Ethnicity & Gender Participation**
A+	30% & above	25% & a above
A	25% to 29.9%	15% to 24.9%
B+	20% to 24.9%	over 15%
B	15% to 19.9%	10% to 14.9%
C+	10% to 14.9%	over 10%
C	10% to 14.9%	7.5% to 9.9%
D+	5% to 9.9%	over 7.5%
D	5% to 9.9%	5% to 7.4%
F	4.9% & below	4.9% & below

Summary - Professional Services and Construction Contractors 25% IBE Target Status

ACTIVE PROJECTS

Current IBE Status: 44.95%

Total Payments to Prime: $105,454,350.73

Total Payments to IBEs: $86,116,020.55

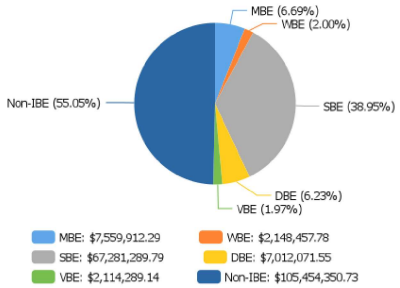

COMPLETED PROJECTS

Final IBE Status: 20.82%

Total Prime Awarded Contract Values: $676,316,808.94

Total Payments to Prime: $535,485,825.49

Total Payments to IBEs: $140,830,982.38

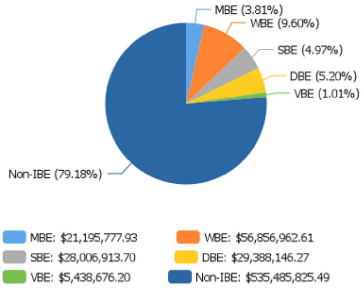

Summary - Prime Contractor(s) & Subcontractor(s) Workforce Utilization Categories By Hours, Workers & Ethnicity

Workers Categories

Hours, Percentages and Workers

Total Hours Worked: 2,103,963.59

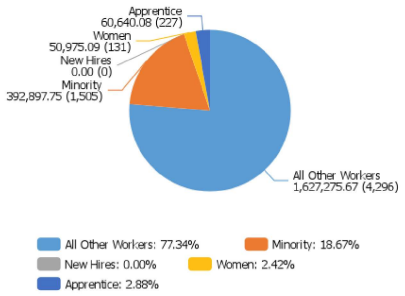

(Percentage is based on work hours)

Ethnicity Categories

Hours, Percentages and Workers

Total Number of Workers: 6,022

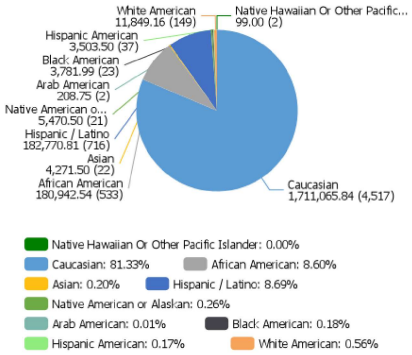

(Percentage is based on work hours)

Active Professional & Construction Projects Payment Summary	Initial Contract Value	Prime P / T / D	IBE P / T / D	IBE Actual	Score
Professional and Construction Projects Totals	$256,757,183.83	$105,454,350.73	$86,116,020.55	44.95%	A
Professional Services Projects Totals	$103,508,966.48	$57,803,402.29	$21,559,563.49	27.17%	B
Completed Professional & Construction Projects Payment Summary	**Contract Value**	**Prime P / T / D**	**IBE P / T / D**	**IBE Actual**	**Score**
Professional and Construction Projects Totals	$676,316,807.87	$535,485,825.49	$140,830,982.38	20.82%	C+
Professional Services Projects Totals	$60,528,980.37	$42,296,895.24	$18,232,085.13	30.12%	B+

ACTIVE CONSTRUCTION PROJECTS

Payments Summary					Workforce Hours Summary 30.87%						Ethnicity Participation Summary			
Initial Contract Value	Total Prime P / T / D	Total IBE P / T / D	Total IBE %	Payments Score (Total IBE Payments)	Total Number of Workers	Total Hours Worked	Caucasian Hours	Total Minority Hours	Total Women Hours	Workforce Score (Total Hours Worked)	Caucasian %	Minority %	Women %	Ethnicity Score (Total Participation)
$153,248,217.35	$47,650,948.44	$64,556,457.06	57.53%	A+	961	216,983.36	154,219.67	62,763.69	4,228.25	A+	71.07%	28.93%	1.95%	A+

COMPLETED CONSTRUCTION PROJECTS

Payments Summary					Workforce Hours Summary 19.97%						Ethnicity Participation Summary			
Total Contracts Value	Total Prime P / T / D	Total IBE P / T / D	Total IBE %	Payments Score (Total IBE Payments)	Total Number of Workers	Total Hours Worked	Caucasian Hours	Total Minority Hours	Total Women Hours	Workforce Score (Total Hours Worked)	Caucasian %	Minority %	Women %	Ethnicity Score (Total Participation)
$615,787,827.50	$493,188,930.25	$122,598,897.25	19.91%	C	5,164	1,886,980.23	1,556,846.17	330,134.06	46,746.84	B	82.50%	17.50%	2.48%	A

Delaware River Joint Toll Bridge Commission

Meeting of November 23, 2026

Active Construction Projects - Summary's & Scores (IBE Payments, Workforce Hours & Ethnicity Participation)

Date: From 07/01/2014 To 10/31/2026

IBE Payments Legend	
Score Rankings	IBE Commitment Participation
A+	45% & above
A	35% to 44.9%
B+	30% to 34.9%
B	25% to 29.9%
C+	20% to 24.9%
C	15% to 19.9%
D+	10% to 14.9%
D	5% to 9.9%
F	4.9% & below

Total of all Primes Contract Values	$153,248,217.35
Total Payments to all Primes	$47,650,948.44
Total Payments to all IBEs	$64,556,457.06
IBE Target	25.00%
IBE Actual	57.53%

Workforce Utilization Legend		
Score Rankings	Workforce Commitment Participation	Ethnicity & Gender Participation
A+	30% & above	25% & above
A	25% to 29.9%	15% to 24.9%
B+	20% to 24.9%	over 15%
B	15% to 19.9%	10% to 14.9%
C+	10% to 14.9%	over 10%
C	10% to 14.9%	7.5% to 9.9%
D+	5% to 9.9%	over 7.5%
D	5% to 9.9%	5% to 7.4%
F	4.9% & below	4.9% & below

ACTIVE CONSTRUCTION PROJECTS

Payments Summary					Workforce Hours Summary 30.87%						Ethnicity Participation Summary			
Initial Contract Value	Total Prime P / T / D	Total IBE P / T / D	Total IBE %	Payments Score (Total IBE Payments)	Total Number of Workers	Total Hours Worked	Caucasian Hours	Total Minority Hours	Total Women Hours	Workforce Score (Total Hours Worked)	Caucasian %	Minority %	Women %	Ethnicity Score (Total Participation)
$153,248,217.35	$47,650,948.44	$64,556,457.06	57.53%	A+	961	216,983.36	154,219.67	62,763.69	4,228.25	A+	71.07%	28.93%	1.95%	A+

DB-540A/B/C TRANSCORE, LP - Electronic Toll Collection System Replacement - Design, Build & Maintain

Payments Summary					Workforce Hours Summary 53.31%						Ethnicity Participation Summary			
Initial Contract Value	Total Prime P / T / D	Total IBE P / T / D	Total IBE %	Payments Score (Total IBE Payments)	Total Number of Workers	Total Hours Worked	Caucasian Hours	Total Minority Hours	Total Women Hours	Workforce Score (Total Hours Worked)	Caucasian %	Minority %	Women %	Ethnicity Score (Total Participation)
$14,628,213.63	$11,230,227.20	$2,316,211.51	17.10%	C	15	2,040.00	952.50	1,087.50	0.00	A+	46.69%	53.31%	0.00%	A+

DB-724A SCHNEIDER ELECTRIC Electronic Surveillance/Detection System Maintenance Contract

Payments Summary					Workforce Hours Summary 45.89%						Ethnicity Participation Summary			
Initial Contract Value	Total Prime P / T / D	Total IBE P / T / D	Total IBE %	Payments Score (Total IBE Payments)	Total Number of Workers	Total Hours Worked	Caucasian Hours	Total Minority Hours	Total Women Hours	Workforce Score (Total Hours Worked)	Caucasian %	Minority %	Women %	Ethnicity Score (Total Participation)
$5,217,520.75	$1,402,730.84	$215,551.42	13.32%	D+	57	717.00	479.00	238.00	91.00	A+	66.81%	33.19%	12.69%	A+

DB-768B DYNAMIC SECURITY, LLC (IBE) dba SECUNI / Network Video Management System (NVMS) Integrator Services

Payments Summary					Workforce Hours Summary 0.00%						Ethnicity Participation Summary			
Initial Contract Value	Total Prime P / T / D	Total IBE P / T / D	Total IBE %	Payments Score (Total IBE Payments)	Total Number of Workers	Total Hours Worked	Caucasian Hours	Total Minority Hours	Total Women Hours	Workforce Score (Total Hours Worked)	Caucasian %	Minority %	Women %	Ethnicity Score (Total Participation)
$104,074.00	$-	$87,232.80	100.00%	A+	0	0.00	0.00	0.00	0.00	N/A	0.00%	0.00%	0.00%	N/A

DB-792A TRANSCORE, LP - In-Lane All Electronic Toll Collection System (Design, Build and Maintain)

Payments Summary					Workforce Hours Summary 4.97%						Ethnicity Participation Summary			
Initial Contract Value	Total Prime P / T / D	Total IBE P / T / D	Total IBE %	Payments Score (Total IBE Payments)	Total Number of Workers	Total Hours Worked	Caucasian Hours	Total Minority Hours	Total Women Hours	Workforce Score (Total Hours Worked)	Caucasian %	Minority %	Women %	Ethnicity Score (Total Participation)
$11,835,042.00	$8,288,807.13	$-	0.00%	N/A	20	895.00	850.50	44.50	0.00	F	95.03%	4.97%	0.00%	F

T-754A PKF-MARK III, INC / New Hope - Lambertville Toll Bridge All Electronic Tolling (AET) Conversion & PA Abutment Backwall Replacement

Payments Summary					Workforce Hours Summary 18.31%						Ethnicity Participation Summary			
Initial Contract Value	Total Prime P / T / D	Total IBE P / T / D	Total IBE %	Payments Score (Total IBE Payments)	Total Number of Workers	Total Hours Worked	Caucasian Hours	Total Minority Hours	Total Women Hours	Workforce Score (Total Hours Worked)	Caucasian %	Minority %	Women %	Ethnicity Score (Total Participation)
$12,513,715.00	$8,803,679.20	$94,436.10	1.06%	F	248	27,804.36	24,768.42	3,035.94	2,054.75	B	89.08%	10.92%	7.39%	B

T-816A PKF-MARK III INC. / TRENTON MORRISVILLE TOLL BRIDGE ELECTRONIC SURVEILLANCE SYSTEM CAMERAS AND HIGHWAY LIGHTING IMPROVEMENTS

Payments Summary					Workforce Hours Summary 0.00%						Ethnicity Participation Summary			
Initial Contract Value	Total Prime P / T / D	Total IBE P / T / D	Total IBE %	Payments Score (Total IBE Payments)	Total Number of Workers	Total Hours Worked	Caucasian Hours	Total Minority Hours	Total Women Hours	Workforce Score (Total Hours Worked)	Caucasian %	Minority %	Women %	Ethnicity Score (Total Participation)
$7,724,000.00	$-	$-	0.00%	N/A	6	124.00	124.00	0.00	0.00	F	100.00%	0.00%	0.00%	F

Active Construction Projects - Summary's & Scores (IBE Payments, Workforce Hours & Ethnicity Participation)

Date: From 07/01/2014 To 10/31/2026

IBE Payments Legend	
Score Rankings	IBE Commitment Participation
A+	45% & above
A	35% to 44.9%
B+	30% to 34.9%
B	25% to 29.9%
C+	20% to 24.9%
C	15% to 19.9%
D+	10% to 14.9%
D	5% to 9.9%
F	4.9% & below

Total of all Primes Contract Values	$153,248,217.35
Total Payments to all Primes	$47,650,948.44
Total Payments to all IBEs	$64,556,457.06
IBE Target	25.00%
IBE Actual	57.53%

Workforce Utilization Legend		
Score Rankings	Workforce Commitment Participation	Ethnicity & Gender Participation
A+	30% & above	25% & above
A	25% to 29.9%	15% to 24.9%
B+	20% to 24.9%	over 15%
B	15% to 19.9%	10% to 14.9%
C+	10% to 14.9%	over 10%
C	10% to 14.9%	7.5% to 9.9%
D+	5% to 9.9%	over 7.5%
D	5% to 9.9%	5% to 7.4%
F	4.9% & below	4.9% & below

TS-590A J.D. ECKMAN, INC. / Northampton St. TSB Rehabilitation

Payments Summary					Workforce Hours Summary 22.68%						Ethnicity Participation Summary			
Initial Contract Value	Total Prime P / T / D	Total IBE P / T / D	Total IBE %	Payments Score (Total IBE Payments)	Total Number of Workers	Total Hours Worked	Caucasian Hours	Total Minority Hours	Total Women Hours	Workforce Score (Total Hours Worked)	Caucasian %	Minority %	Women %	Ethnicity Score (Total Participation)
$15,487,427.50	$10,879,493.81	$3,917,310.23	26.47%	B	111	35,867.50	27,733.25	8,134.25	0.00	B+	77.32%	22.68%	0.00%	A

TS-642A ANSELMI & DeCICCO (IBE) / Uhlerstown - Frenchtown Toll-Supported Bridge Rehabilitation

Payments Summary					Workforce Hours Summary 36.00%						Ethnicity Participation Summary			
Initial Contract Value	Total Prime P / T / D	Total IBE P / T / D	Total IBE %	Payments Score (Total IBE Payments)	Total Number of Workers	Total Hours Worked	Caucasian Hours	Total Minority Hours	Total Women Hours	Workforce Score (Total Hours Worked)	Caucasian %	Minority %	Women %	Ethnicity Score (Total Participation)
$21,868,712.23	$-	$21,868,712.23	100.00%	A+	125	48,906.50	31,487.00	17,419.50	185.00	A+	64.38%	35.62%	0.38%	A+

TS-694A/B/C/D/E ANSELMI & DeCICCO (IBE) / New Hope Lambertville TSB Rehabilitation

Payments Summary					Workforce Hours Summary 42.07%						Ethnicity Participation Summary			
Initial Contract Value	Total Prime P / T / D	Total IBE P / T / D	Total IBE %	Payments Score (Total IBE Payments)	Total Number of Workers	Total Hours Worked	Caucasian Hours	Total Minority Hours	Total Women Hours	Workforce Score (Total Hours Worked)	Caucasian %	Minority %	Women %	Ethnicity Score (Total Participation)
$27,053,741.24	$-	$27,053,741.25	100.00%	A+	168	60,545.75	35,082.25	25,463.50	8.00	A+	57.94%	42.06%	0.01%	A+

TS-738A PKF-MARK III INC. / LUMBERVILLE-RAVEN ROCK TOLL-SUPPORTED PEDESTRIAN BRIDGE (ALS) & (ESS)

Payments Summary					Workforce Hours Summary 61.96%						Ethnicity Participation Summary			
Initial Contract Value	Total Prime P / T / D	Total IBE P / T / D	Total IBE %	Payments Score (Total IBE Payments)	Total Number of Workers	Total Hours Worked	Caucasian Hours	Total Minority Hours	Total Women Hours	Workforce Score (Total Hours Worked)	Caucasian %	Minority %	Women %	Ethnicity Score (Total Participation)
$3,227,970.00	$-	$-	0.00%	N/A	4	92.00	35.00	57.00	0.00	A+	38.04%	61.96%	0.00%	A+

TTS-734A MOUNT CONSTRUCTION CO., INC. (IBE) / JOC - Bridge, Highway & Civil Work - North Region

Payments Summary					Workforce Hours Summary 26.07%						Ethnicity Participation Summary			
Initial Contract Value	Total Prime P / T / D	Total IBE P / T / D	Total IBE %	Payments Score (Total IBE Payments)	Total Number of Workers	Total Hours Worked	Caucasian Hours	Total Minority Hours	Total Women Hours	Workforce Score (Total Hours Worked)	Caucasian %	Minority %	Women %	Ethnicity Score (Total Participation)
$7,000,000.00	$-	$6,962,308.81	100.00%	A+	148	22,646.75	18,609.25	4,037.50	1,866.50	A	82.17%	17.83%	8.24%	A

TTS-735A MOUNT CONSTRUCTION CO., INC. (IBE) / JOC - Bridge, Highway & Civil Work - South Region

Payments Summary					Workforce Hours Summary 20.75%						Ethnicity Participation Summary			
Initial Contract Value	Total Prime P / T / D	Total IBE P / T / D	Total IBE %	Payments Score (Total IBE Payments)	Total Number of Workers	Total Hours Worked	Caucasian Hours	Total Minority Hours	Total Women Hours	Workforce Score (Total Hours Worked)	Caucasian %	Minority %	Women %	Ethnicity Score (Total Participation)
$2,500,000.00	$-	$2,040,952.71	100.00%	A+	97	8,008.50	6,369.50	1,639.00	23.00	B+	79.53%	20.47%	0.29%	A

TTS-783A J. FLETCHER CREAMER & SON, INC. / On-Call Beam Guide Rail and Attenuator Replacement

Payments Summary					Workforce Hours Summary 32.09%						Ethnicity Participation Summary			
Initial Contract Value	Total Prime P / T / D	Total IBE P / T / D	Total IBE %	Payments Score (Total IBE Payments)	Total Number of Workers	Total Hours Worked	Caucasian Hours	Total Minority Hours	Total Women Hours	Workforce Score (Total Hours Worked)	Caucasian %	Minority %	Women %	Ethnicity Score (Total Participation)
$2,087,801.00	$396,875.00	$-	0.00%	N/A	53	1,393.00	946.00	447.00	0.00	A+	67.91%	32.09%	0.00%	A+

Active Construction Projects - Summary's & Scores (IBE Payments, Workforce Hours & Ethnicity Participation)

Date: From 07/01/2014 To 10/31/2026

IBE Payments Legend	
Score Rankings	IBE Commitment Participation
A+	45% & above
A	35% to 44.9%
B+	30% to 34.9%
B	25% to 29.9%
C+	20% to 24.9%
C	15% to 19.9%
D+	10% to 14.9%
D	5% to 9.9%
F	4.9% & below

Total of all Primes Contract Values	$153,248,217.35
Total Payments to all Primes	$47,650,948.44
Total Payments to all IBEs	$64,556,457.06
IBE Target	25.00%
IBE Actual	57.53%

Workforce Utilization Legend		
Score Rankings	Workforce Commitment Participation	Ethnicity & Gender Participation
A+	30% & above	25% & above
A	25% to 29.9%	15% to 24.9%
B+	20% to 24.9%	over 15%
B	15% to 19.9%	10% to 14.9%
C+	10% to 14.9%	over 10%
C	10% to 14.9%	7.5% to 9.9%
D+	5% to 9.9%	over 7.5%
D	5% to 9.9%	5% to 7.4%
F	4.9% & below	4.9% & below

TTS-784A MOUNT CONSTRUCTION CO., INC. / JOC - Bridge, Highway, and Civil Work - North Region

Payments Summary					Workforce Hours Summary 21.78%						Ethnicity Participation Summary			
Initial Contract Value	Total Prime P / T / D	Total IBE P / T / D	Total IBE %	Payments Score (Total IBE Payments)	Total Number of Workers	Total Hours Worked	Caucasian Hours	Total Minority Hours	Total Women Hours	Workforce Score (Total Hours Worked)	Caucasian %	Minority %	Women %	Ethnicity Score (Total Participation)
$3,000,000.00	$928,143.70	$-	0.00%	N/A	25	2,887.50	2,258.50	629.00	0.00	B+	78.22%	21.78%	0.00%	A

TTS-785A MOUNT CONSTRUCTION CO., INC. / JOC - Bridge, Highway, and Civil Work - South Region

Payments Summary					Workforce Hours Summary 28.86%						Ethnicity Participation Summary			
Initial Contract Value	Total Prime P / T / D	Total IBE P / T / D	Total IBE %	Payments Score (Total IBE Payments)	Total Number of Workers	Total Hours Worked	Caucasian Hours	Total Minority Hours	Total Women Hours	Workforce Score (Total Hours Worked)	Caucasian %	Minority %	Women %	Ethnicity Score (Total Participation)
$4,000,000.00	$2,603,484.71	$-	0.00%	N/A	25	1,840.00	1,309.00	531.00	0.00	A	71.14%	28.86%	0.00%	A+

TTS-786A MOUNT CONSTRUCTION CO., INC. / JOC - Building and Facility Work - North Region

Payments Summary					Workforce Hours Summary 0.00%						Ethnicity Participation Summary			
Initial Contract Value	Total Prime P / T / D	Total IBE P / T / D	Total IBE %	Payments Score (Total IBE Payments)	Total Number of Workers	Total Hours Worked	Caucasian Hours	Total Minority Hours	Total Women Hours	Workforce Score (Total Hours Worked)	Caucasian %	Minority %	Women %	Ethnicity Score (Total Participation)
$3,000,000.00	$441,011.79	$-	0.00%	N/A	5	257.00	257.00	0.00	0.00	F	100.00%	0.00%	0.00%	F

TTS-787A A.P. CONSTRUCTION, INC. / JOC - Building and Facility Work - South Region

Payments Summary					Workforce Hours Summary 0.00%						Ethnicity Participation Summary			
Initial Contract Value	Total Prime P / T / D	Total IBE P / T / D	Total IBE %	Payments Score (Total IBE Payments)	Total Number of Workers	Total Hours Worked	Caucasian Hours	Total Minority Hours	Total Women Hours	Workforce Score (Total Hours Worked)	Caucasian %	Minority %	Women %	Ethnicity Score (Total Participation)
$3,000,000.00	$2,676,495.06	$-	0.00%	N/A	21	2,958.50	2,958.50	0.00	0.00	F	100.00%	0.00%	0.00%	F

TTS-817A SPARWICK CONTRACTING INC. (IBE) -(JOC) FOR CONSTRUCTION SERVICES NORTH & SOUTH REGIONS

Payments Summary					Workforce Hours Summary 0.00%						Ethnicity Participation Summary			
Initial Contract Value	Total Prime P / T / D	Total IBE P / T / D	Total IBE %	Payments Score (Total IBE Payments)	Total Number of Workers	Total Hours Worked	Caucasian Hours	Total Minority Hours	Total Women Hours	Workforce Score (Total Hours Worked)	Caucasian %	Minority %	Women %	Ethnicity Score (Total Participation)
$3,000,000.00	$-	$-	0.00%	N/A	0	0.00	0.00	0.00	0.00	N/A	0.00%	0.00%	0.00%	N/A

TTS-817B ROAD-CON INC. - (JOC) FOR CONSTRUCTION SERVICES NORTH & SOUTH REGIONS

Payments Summary					Workforce Hours Summary 0.00%						Ethnicity Participation Summary			
Initial Contract Value	Total Prime P / T / D	Total IBE P / T / D	Total IBE %	Payments Score (Total IBE Payments)	Total Number of Workers	Total Hours Worked	Caucasian Hours	Total Minority Hours	Total Women Hours	Workforce Score (Total Hours Worked)	Caucasian %	Minority %	Women %	Ethnicity Score (Total Participation)
$3,000,000.00	$-	$-	0.00%	N/A	0	0.00	0.00	0.00	0.00	N/A	0.00%	0.00%	0.00%	N/A

TTS-817C ANSELMI & DECICCO INC - (JOC) FOR CONSTRUCTION SERVICES NORTH & SOUTH REGIONS

Payments Summary					Workforce Hours Summary 0.00%						Ethnicity Participation Summary			
Initial Contract Value	Total Prime P / T / D	Total IBE P / T / D	Total IBE %	Payments Score (Total IBE Payments)	Total Number of Workers	Total Hours Worked	Caucasian Hours	Total Minority Hours	Total Women Hours	Workforce Score (Total Hours Worked)	Caucasian %	Minority %	Women %	Ethnicity Score (Total Participation)
$3,000,000.00	$-	$-	0.00%	N/A	0	0.00	0.00	0.00	0.00	N/A	0.00%	0.00%	0.00%	N/A

Delaware River Joint Toll Bridge Commission

Meeting of November 23, 2026

Active Professional Services Projects Payments Detail Report

Date: From 07/01/2014 To 10/31/2026

IBE Payments Legend	
Score Rankings	IBE Commitment Participation
A+	45% & above
A	35% to 44.9%
B+	30% to 34.9%
B	25% to 29.9%
C+	20% to 24.9%
C	15% to 19.9%
D+	10% to 14.9%
D	5% to 9.9%
F	4.9% & below

Summary	Initial Contract Value	Prime P / T / D	IBE P / T / D	IBE Actual	Score
Professional and Construction Projects Totals	$256,757,183.83	$105,454,350.73	$86,116,020.55	44.95%	A
Professional Services Projects Totals	$103,508,966.48	$57,803,402.29	$21,559,563.49	27.17%	B

Prime Consultants	IBE Firm	Project Title	Initial Contract Value	Prime P / T / D	IBE P / T / D	IBE Actual	Score
GFT Infrastructure, Inc		C-519A GANNETT FLEMING ARCHITECTS, INC. / Southern Operations & Maintenance Facilities Improvements - Consulting Engineer Agreement	$5,162,368.71	$3,997,370.40	$1,158,885.33	22.48%	C+
Greenman-Pedersen, Inc.		C-590A GREENMAN-PEDERSEN, INC. / Northampton St. TSB Rehabilitation - Preliminary, Final and Post Design - Consulting Engineer Agreement	$1,504,783.15	$906,645.35	$540,453.22	37.35%	A
WSP USA, Inc. - PHILADELPHIA, PA		C-642A WSP USA, INC. / Uhlerstown Frenchtown TSB Rehabilitation - Preliminary, Final and Post Design - Consulting Engineer Agreement	$2,173,560.61	$1,526,401.87	$600,195.77	28.22%	B
Michael Baker International, Inc.		C-660A MICHAEL BAKER, JR., INC. / SFB Replacement Project Final Design Services - Consulting Engineer Agreement	$33,626,658.74	$26,783,020.09	$6,808,784.95	20.27%	C+
Atkins North America, Inc.		C-691A ATKINS REALIS USA, INC. / Trenton-Morrisville Toll Bridge All Electronic Tolling & PA Avenue Interchange Design	$4,407,750.07	$2,542,714.24	$-	0.00%	N/A
Greenman-Pedersen, Inc.		C-694A GREENMAN-PEDERSEN, INC. / New Hope Lambertville TSB Rehabilitation - Preliminary, Final and Post Design - Consulting Engineer Agreement	$2,280,484.05	$1,364,285.12	$681,897.19	33.33%	B+
French & Parrello Associates		C-696B FRENCH & PARRELLO ASSOCIATES, P.A. / TOA - Facilities - NJ - Consulting Engineer Agreement	$500,000.00	$98,391.08	$40,744.52	29.28%	B
HDR Engineering, Inc. - Pittsburgh, PA		C-697A HDR ENGINEERING, INC. / Preliminary Engineering and Environmental Documentation for the Washington Crossing Bridge Replacement - Consulting Engineer Agreement	$8,061,761.62	$3,446,960.92	$994,670.63	22.39%	C+
Greenman-Pedersen, Inc.		C-704A GREENMAN-PEDERSEN, INC. / TOA - New Hope-Lambertville Toll Bridge Salt Storage Building - CM/CI Services	$610,849.20	$607,268.69	$2,876.58	0.47%	F
Johnson, Mirmiran and Thompson, Inc.		C-716A JOHNSON, MIRMIRAN & THOMPSON / TOA - Facilities - Consulting Engineer Agreement	$323,643.62	$275,048.65	$48,594.97	15.02%	C
The Gordian Group, Inc.		C-727A THE GORDIAN GROUP, INC. / JOC - Program Manager Consultant - Consulting Engineer Agreement	$3,700,000.00	$1,134,844.86	$729,008.62	39.11%	A
French & Parrello Associates *(IBE Prime)*	VBE	C-729A FRENCH & PARRELLO ASSOCIATES, P.A. (IBE) / TOA - Facilities - NJ - Consulting Engineer Agreement	$500,000.00	$-	$99,472.30	100.00%	A+
WSP/PARSONS BRINCKERHOFF,INC		C-750A WSP USA, INC. / TOA - Structural / Civil - Consulting Engineer Agreement	$1,000,000.00	$631,081.04	$125,019.51	16.53%	C
Traffic Planning and Design, Inc.		C-751A TRAFFIC PLANNING AND DESIGN, INC. / TOA - Construction Inspection - Consulting Engineer Agreement	$500,000.00	$343,562.59	$30,950.72	8.26%	D
Rummel, Klepper and Kahl, LLP		C-754A RUMMEL, KLEPPER & KAHL, LLP / New Hope Lambertville TB All Electronic Tolling (AET) Conversion Design - Consulting Engineer Agreement	$1,540,341.14	$1,064,528.59	$428,199.60	28.69%	B
Pickering, Corts & Summerson, Inc. *(IBE Prime)*	SBE	C-757A-1 PICKERING, CORTS & SUMMERSON (IBE) / Professional Engineering Services for 2023-2024 Annual Inspections - Consulting Engineer Agreement	$748,898.24	$-	$650,654.06	100.00%	A+
Pickering, Corts & Summerson, Inc. *(IBE Prime)*	SBE	C-757A-2 PICKERING, CORTS & SUMMERSON (IBE) / Professional Engineering Services for 2021-2026 Annual Inspections - Consulting Engineer Agreement	$2,010,000.00	$-	$570,632.06	100.00%	A+
Naik Consulting Group, P.C. *(IBE Prime)*	DBE	C-759A NAIK CONSULTING GROUP, PC (IBE) / TOA - Structural / Civil - Consulting Engineer Agreement	$1,000,000.00	$-	$759,645.97	100.00%	A+
Remington & Vernick		C-760A REMINGTON & VERNICK ENGINEERS, INC. / TOA - Construction Management Services - Consulting Engineer Agreement	$500,000.00	$243,621.95	$72,914.60	23.04%	C+
Pennoni Associates Inc		C-761A PENNONI ASSOCIATES, INC. / Traffic Engineering Consultant 2021-2022 Annual Reports - Consulting Engineer Agreement	$303,088.00	$259,667.67	$-	0.00%	N/A
Arora and Associates, P.C. *(IBE Prime)*	MBE	C-766A ARORA & ASSOCIATES, PC (IBE) / I-78 NJ Roadway Rehabilitation and Power & Communication Infrastructure - Final and Post Design - Consulting Engineer Agreement	$2,719,437.99	$-	$2,719,437.99	100.00%	A+
Traffic Planning and Design, Inc.		C-769A TRAFFIC PLANNING & DESIGN, INC. / TOA - Structural / Civil - Consulting Engineer Agreement	$1,000,000.00	$639,961.33	$207,471.60	24.48%	C+
Rummel, Klepper and Kahl, LLP		C-770A RUMMEL, KLEPPER & KAHL, LLP / TOA - Electronic Toll Collection / Tolling - Consulting Engineer Agreement	$2,993,849.54	$2,156,212.48	$246,752.18	10.27%	D+

*Met or Exceeded the Target *Did Not Meet the Target *P/T/D = Paid To Date

Delaware River Joint Toll Bridge Commission

Meeting of November 23, 2026

Active Professional Services Projects Payments Detail Report

Date: From 07/01/2014 To 10/31/2026

IBE Payments Legend	
Score Rankings	IBE Commitment Participation
A+	45% & above
A	35% to 44.9%
B+	30% to 34.9%
B	25% to 29.9%
C+	20% to 24.9%
C	15% to 19.9%
D+	10% to 14.9%
D	5% to 9.9%
F	4.9% & below

Prime Consultants	IBE Firm	Project Title	Initial Contract Value	Prime P / T / D	IBE P / T / D	IBE Actual	Score
French & Parrello Associates		C-771A FRENCH & PARRELLO ASSOCIATES, P.A. / TOA - Facilities - Consulting Engineer Agreement	$1,185,000.00	$717,716.19	$237,220.91	24.84%	C+
KS Engineers, P.C. *(IBE Prime)*	MBE	C-772A KS ENGINEERS, PC (IBE) / TOA - Construction Inspection - Consulting Engineer Agreement	$500,000.00	$-	$389,645.24	100.00%	A+
IH Engineers, P.C. *(IBE Prime)*	SBE	C-782A IH ENGINEERS, PC (IBE) / Underwater Substructure Improvement Design - All Regions - Professional Engineering Services Agreement	$1,886,074.12	$-	$1,413,347.86	100.00%	A+
Traffic Planning and Design, Inc.		C-788A TRAFFIC PLANNING & DESIGN, INC. / TOA - Structural / Civil - Consulting Engineer Agreement	$1,000,000.00	$589,594.49	$61,986.43	9.51%	D
Pennoni Associates Inc		C-789A PENNONI ASSOCIATES, INC. / TOA - Consulting Engineer Agreement	$800,000.00	$587,366.77	$26,821.92	4.37%	F
Arora and Associates, P.C.		C-790A ARORA & ASSOCIATES, P.C. (MBE) / Professional Engineering Services I-78 Toll Bridge PA Pavement Rehabilitation and Stormwater Conveyance System Improvements Preliminary, Final and Post Design	$1,426,207.71	$-	$-	0.00%	N/A
French & Parrello Associates		C-794A FRENCH & PARRELLO ASSOCIATES / Delaware Water Gap Toll Bridge Buildings and Roadway Improvements Preliminary, Final and Post Design	$2,048,386.79	$-	$-	0.00%	N/A
Traffic Planning and Design, Inc.		C-802A TRAFFIC PLANNING AND DESIGN, INC. / TOA - PORTLAND-COLUMBIA TS PEDESTRIAN BRIDGE REHABILITATION DESIGN	$1,000,000.00	$339,343.02	$83,500.90	19.75%	C
French & Parrello Associates		C-803A FRENCH & PARRELLO ASSOCIATES, PA / TOA - Consulting Engineer Agreement	$1,500,000.00	$303,516.45	$130,166.22	30.01%	B+
STV, INC		C-804A STV, INC. / TOA - Professional Engineering Services - Construction Inspection Services	$2,000,000.00	$276,856.32	$-	0.00%	N/A
Pennoni Associates Inc		C-813A PENNONI ASSOCS., INC. / Professional Engineering Services Non-Destructive Bridge Pin Testing at Southern Region Bridges	$1,077,133.19	$168,258.43	$-	0.00%	N/A
Modjeski and Masters, Inc.		C-813B Modjeski and Masters, Inc. (M&M) / Professional Engineering Services Non-Destructive Bridge Pin Testing at Central Region Bridges - Consulting Engineer Agreement	$873,488.66	$255,462.87	$-	0.00%	N/A
Pickering, Corts & Summerson, Inc. *(IBE Prime)*	SBE	C-821A PICKERING, CORTS & SUMMERSON (SBE) / Professional Engineering Services 2026 Underwater Inspection of the Toll and Toll-Supported Bridges	$399,194.68	$-	$94,726.64	100.00%	A+
Joseph Jingoli & Son, Inc.		CM-519A JOSEPH JINGOLI & SON, INC. / Southern Operations & Maintenance Facilities Improvements - Consulting Engineer Agreement	$3,698,276.85	$2,749,495.99	$922,638.83	25.13%	B
Urban Engineers, Inc.		CM-642A URBAN ENGINEERS, INC. / UHLERSTOWN - FRENCHTOWN TSB REHABILITATION / CONSTRUCTION MANAGEMENT & INSPECTION SERVICES	$1,587,138.62	$1,358,932.22	$114,956.71	7.80%	D
Urban Engineers, Inc.		CM-694A URBAN ENGINEERS, INC. / New Hope Lambertville TSB Rehabilitation - CM / CI Services - Consulting Engineer Agreement	$1,664,394.93	$1,111,429.06	$472,308.30	29.82%	B
STV Inc.		CM-754A STV, INC. / New Hope - Lambertville Toll Bridge - All Electronic Tolling Conversion & PA Abutment Backwall Replacement - CM & CI Services	$2,476,202.84	$1,323,843.56	$94,981.16	6.69%	D
Urban Engineers, Inc.		CM-816A URBAN ENGINEERS, INC. / Trenton-Morrisville Toll Bridge ESS Cameras and Highway Lighting Improvements	$1,219,993.41	$-	$-	0.00%	N/A

***Met or Exceeded the Target** ***Did Not Meet the Target** ***P/T/D = Paid To Date**

Delaware River Joint Toll Bridge Commission

Meeting of November 23, 2026

Completed Construction Projects - Summary's & Scores (IBE Payments, Workforce Hours & Ethnicity Participation)

Date: From 07/01/2014 To 10/31/2026

IBE Payments Legend	
Score Rankings	IBE Commitment Participation
A+	45% & above
A	35% to 44.9%
B+	30% to 34.9%
B	25% to 29.9%
C+	20% to 24.9%
C	15% to 19.9%
D+	10% to 14.9%
D	5% to 9.9%
F	4.9% & below

Total of all Primes Contract Values	$615,787,827.50
Total Payments to all Primes	$493,188,930.25
Total Payments to all IBEs	$122,598,897.25
IBE Target	25.00%
IBE Actual	19.91%

Workforce Utilization Legend		
Score Rankings	Workforce Commitment Participation	Ethnicity & Gender Participation
A+	30% & above	25% & above
A	25% to 29.9%	15% to 24.9%
B+	20% to 24.9%	over 15%
B	15% to 19.9%	10% to 14.9%
C+	10% to 14.9%	over 10%
C	10% to 14.9%	7.5% to 9.9%
D+	5% to 9.9%	over 7.5%
D	5% to 9.9%	5% to 7.4%
F	4.9% & below	4.9% & below

COMPLETED CONSTRUCTION PROJECTS

Payments Summary					Workforce Hours Summary 19.97%						Ethnicity Participation Summary			
Total Contracts Value	Total Prime P / T / D	Total IBE P / T / D	Total IBE %	Payments Score (Total IBE Payments)	Total Number of Workers	Total Hours Worked	Caucasian Hours	Total Minority Hours	Total Women Hours	Workforce Score (Total Hours Worked)	Caucasian %	Minority %	Women %	Ethnicity Score (Total Participation)
$615,787,827.50	$493,188,930.25	$122,598,897.25	19.91%	C	5,164	1,886,980.23	1,556,846.17	330,134.06	46,746.84	B	82.50%	17.50%	2.48%	A

T-508A BRACY - I-78 Maintenance Garage Expansion at I-78 PA Welcome Center / Maintenance Facility

Payments Summary					Workforce Hours Summary 7.39%						Ethnicity Participation Summary			
Total Contracts Value	Total Prime P / T / D	Total IBE P / T / D	Total IBE %	Payments Score (Total IBE Payments)	Total Number of Workers	Total Hours Worked	Caucasian Hours	Total Minority Hours	Total Women Hours	Workforce Score (Total Hours Worked)	Caucasian %	Minority %	Women %	Ethnicity Score (Total Participation)
$9,845,176.91	$8,255,795.37	$1,589,381.54	16.14%	C	244	31,516.58	30,048.08	1,468.50	861.25	D	95.34%	4.66%	2.73%	F

T-514A WEST SIDE - DIII Toll Bridges Facilities Emergency Standby Generators Improvements

Payments Summary					Workforce Hours Summary 0.00%						Ethnicity Participation Summary			
Total Contracts Value	Total Prime P / T / D	Total IBE P / T / D	Total IBE %	Payments Score (Total IBE Payments)	Total Number of Workers	Total Hours Worked	Caucasian Hours	Total Minority Hours	Total Women Hours	Workforce Score (Total Hours Worked)	Caucasian %	Minority %	Women %	Ethnicity Score (Total Participation)
$644,686.00	$447,346.01	$197,339.99	30.61%	B+	0	0.00	0.00	0.00	0.00	N/A	0.00%	0.00%	0.00%	N/A

T-519A BRACY CONSTRUCTION, INC. / Southern Operations and Maintenance Facilities Improvements - Trenton Morrisville, Langhorne, and New Hope

Payments Summary					Workforce Hours Summary 20.23%						Ethnicity Participation Summary			
Total Contracts Value	Total Prime P / T / D	Total IBE P / T / D	Total IBE %	Payments Score (Total IBE Payments)	Total Number of Workers	Total Hours Worked	Caucasian Hours	Total Minority Hours	Total Women Hours	Workforce Score (Total Hours Worked)	Caucasian %	Minority %	Women %	Ethnicity Score (Total Participation)
$59,404,744.38	$48,605,556.34	$10,799,188.04	18.18%	C	618	118,762.03	95,260.78	23,501.25	529.84	B+	80.21%	19.79%	0.45%	A

T-566A INTERCOUNTY PAVING - PORTLAND COLUMBIA TOLL BRIDGE APPROACH ROADWAY IMPROVEMENTS

Payments Summary					Workforce Hours Summary 0.00%						Ethnicity Participation Summary			
Total Contracts Value	Total Prime P / T / D	Total IBE P / T / D	Total IBE %	Payments Score (Total IBE Payments)	Total Number of Workers	Total Hours Worked	Caucasian Hours	Total Minority Hours	Total Women Hours	Workforce Score (Total Hours Worked)	Caucasian %	Minority %	Women %	Ethnicity Score (Total Participation)
$6,193,334.28	$4,315,427.42	$1,877,906.86	30.32%	B+	0	0.00	0.00	0.00	0.00	N/A	0.00%	0.00%	0.00%	N/A

T-611A MAGNUM (IBE) NH-L Toll Bridge Salt Storage Facility

Payments Summary					Workforce Hours Summary 2.16%						Ethnicity Participation Summary			
Total Contracts Value	Total Prime P / T / D	Total IBE P / T / D	Total IBE %	Payments Score (Total IBE Payments)	Total Number of Workers	Total Hours Worked	Caucasian Hours	Total Minority Hours	Total Women Hours	Workforce Score (Total Hours Worked)	Caucasian %	Minority %	Women %	Ethnicity Score (Total Participation)
$1,348,934.71	$-	$1,348,934.71	100.00%	A+	65	5,925.50	5,805.50	120.00	8.00	F	97.97%	2.03%	0.14%	F

T-641A MERCO - Easton / Phillipsburg Ramp C Stabilization

Payments Summary					Workforce Hours Summary 0.00%						Ethnicity Participation Summary			
Total Contracts Value	Total Prime P / T / D	Total IBE P / T / D	Total IBE %	Payments Score (Total IBE Payments)	Total Number of Workers	Total Hours Worked	Caucasian Hours	Total Minority Hours	Total Women Hours	Workforce Score (Total Hours Worked)	Caucasian %	Minority %	Women %	Ethnicity Score (Total Participation)
$998,300.00	$-	$998,300.00	100.00%	A+	0	0.00	0.00	0.00	0.00	N/A	0.00%	0.00%	0.00%	N/A

Delaware River Joint Toll Bridge Commission

Meeting of November 23, 2026

Completed Construction Projects - Summary's & Scores (IBE Payments, Workforce Hours & Ethnicity Participation)

Date: From 07/01/2014 To 10/31/2026

IBE Payments Legend	
Score Rankings	IBE Commitment Participation
A+	45% & above
A	35% to 44.9%
B+	30% to 34.9%
B	25% to 29.9%
C+	20% to 24.9%
C	15% to 19.9%
D+	10% to 14.9%
D	5% to 9.9%
F	4.9% & below

Total of all Primes Contract Values	$615,787,827.50
Total Payments to all Primes	$493,188,930.25
Total Payments to all IBEs	$122,598,897.25
IBE Target	25.00%
IBE Actual	19.91%

Workforce Utilization Legend		
Score Rankings	Workforce Commitment Participation	Ethnicity & Gender Participation
A+	30% & above	25% & above
A	25% to 29.9%	15% to 24.9%
B+	20% to 24.9%	over 15%
B	15% to 19.9%	10% to 14.9%
C+	10% to 14.9%	over 10%
C	10% to 14.9%	7.5% to 9.9%
D+	5% to 9.9%	over 7.5%
D	5% to 9.9%	5% to 7.4%
F	4.9% & below	4.9% & below

T-644A J.D. ECKMAN - Easton Phillipsburg TB Facility Administration Bldg.

Payments Summary					Workforce Hours Summary 28.50%						Ethnicity Participation Summary			
Total Contracts Value	Total Prime P / T / D	Total IBE P / T / D	Total IBE %	Payments Score (Total IBE Payments)	Total Number of Workers	Total Hours Worked	Caucasian Hours	Total Minority Hours	Total Women Hours	Workforce Score (Total Hours Worked)	Caucasian %	Minority %	Women %	Ethnicity Score (Total Participation)
$11,038,703.72	$7,971,977.75	$3,066,725.97	27.78%	B	320	47,800.75	35,278.00	12,522.75	1,098.75	A	73.80%	26.20%	2.30%	A+

T-645A MJF Building & Facilities Energy Conservation

Payments Summary					Workforce Hours Summary 23.54%						Ethnicity Participation Summary			
Total Contracts Value	Total Prime P / T / D	Total IBE P / T / D	Total IBE %	Payments Score (Total IBE Payments)	Total Number of Workers	Total Hours Worked	Caucasian Hours	Total Minority Hours	Total Women Hours	Workforce Score (Total Hours Worked)	Caucasian %	Minority %	Women %	Ethnicity Score (Total Participation)
$5,376,806.87	$-	$5,376,806.87	100.00%	A+	46	9,735.28	7,509.23	2,226.05	65.75	B+	77.13%	22.87%	0.68%	A

T-645B SCHNEIDER ELECTRIC Building & Facilities Energy Conservation Measures - Mechanical/Controls

Payments Summary					Workforce Hours Summary 0.00%						Ethnicity Participation Summary			
Total Contracts Value	Total Prime P / T / D	Total IBE P / T / D	Total IBE %	Payments Score (Total IBE Payments)	Total Number of Workers	Total Hours Worked	Caucasian Hours	Total Minority Hours	Total Women Hours	Workforce Score (Total Hours Worked)	Caucasian %	Minority %	Women %	Ethnicity Score (Total Participation)
$1,247,159.50	$1,117,634.00	$129,525.50	10.39%	D+	7	1,625.50	1,625.50	0.00	0.00	F	100.00%	0.00%	0.00%	F

T-661A TRC - SFB Replacement Project Subsurface Boring & Sampling

Payments Summary					Workforce Hours Summary 0.00%						Ethnicity Participation Summary			
Total Contracts Value	Total Prime P / T / D	Total IBE P / T / D	Total IBE %	Payments Score (Total IBE Payments)	Total Number of Workers	Total Hours Worked	Caucasian Hours	Total Minority Hours	Total Women Hours	Workforce Score (Total Hours Worked)	Caucasian %	Minority %	Women %	Ethnicity Score (Total Participation)
$1,438,941.98	$1,204,475.68	$234,466.30	16.29%	C	0	0.00	0.00	0.00	0.00	N/A	0.00%	0.00%	0.00%	N/A

T-666A PKF - SFB Replacement Project Construction for PA Noise Walls

Payments Summary					Workforce Hours Summary 14.94%						Ethnicity Participation Summary			
Total Contracts Value	Total Prime P / T / D	Total IBE P / T / D	Total IBE %	Payments Score (Total IBE Payments)	Total Number of Workers	Total Hours Worked	Caucasian Hours	Total Minority Hours	Total Women Hours	Workforce Score (Total Hours Worked)	Caucasian %	Minority %	Women %	Ethnicity Score (Total Participation)
$11,219,737.01	$7,880,950.78	$3,338,786.23	29.76%	B	42	5,738.00	5,122.00	616.00	241.50	C	89.26%	10.74%	4.21%	B

T-667A AP CONSTRUCTION - SFB Replacement Project Tree Clearing

Payments Summary					Workforce Hours Summary 0.00%						Ethnicity Participation Summary			
Total Contracts Value	Total Prime P / T / D	Total IBE P / T / D	Total IBE %	Payments Score (Total IBE Payments)	Total Number of Workers	Total Hours Worked	Caucasian Hours	Total Minority Hours	Total Women Hours	Workforce Score (Total Hours Worked)	Caucasian %	Minority %	Women %	Ethnicity Score (Total Participation)
$1,721,688.26	$1,266,863.25	$454,825.01	26.42%	B	0	0.00	0.00	0.00	0.00	N/A	0.00%	0.00%	0.00%	N/A

T-668A TRUMBULL 2 New Jersey - SFB Replacement Project

Payments Summary					Workforce Hours Summary 21.57%						Ethnicity Participation Summary			
Total Contracts Value	Total Prime P / T / D	Total IBE P / T / D	Total IBE %	Payments Score (Total IBE Payments)	Total Number of Workers	Total Hours Worked	Caucasian Hours	Total Minority Hours	Total Women Hours	Workforce Score (Total Hours Worked)	Caucasian %	Minority %	Women %	Ethnicity Score (Total Participation)
$-	$-	$-	0.00%	N/A	1,729	666,190.74	539,438.27	126,752.47	16,967.50	B+	80.97%	19.03%	2.55%	A

Delaware River Joint Toll Bridge Commission

Meeting of November 23, 2026

Completed Construction Projects - Summary's & Scores (IBE Payments, Workforce Hours & Ethnicity Participation)

Date: From 07/01/2014 To 10/31/2026

IBE Payments Legend	
Score Rankings	IBE Commitment Participation
A+	45% & above
A	35% to 44.9%
B+	30% to 34.9%
B	25% to 29.9%
C+	20% to 24.9%
C	15% to 19.9%
D+	10% to 14.9%
D	5% to 9.9%
F	4.9% & below

Total of all Primes Contract Values	$615,787,827.50
Total Payments to all Primes	$493,188,930.25
Total Payments to all IBEs	$122,598,897.25
IBE Target	25.00%
IBE Actual	19.91%

Workforce Utilization Legend		
Score Rankings	Workforce Commitment Participation	Ethnicity & Gender Participation
A+	30% & above	25% & above
A	25% to 29.9%	15% to 24.9%
B+	20% to 24.9%	over 15%
B	15% to 19.9%	10% to 14.9%
C+	10% to 14.9%	over 10%
C	10% to 14.9%	7.5% to 9.9%
D+	5% to 9.9%	over 7.5%
D	5% to 9.9%	5% to 7.4%
F	4.9% & below	4.9% & below

T-668A TRUMBULL 1 Pennsylvania SFB Bridge Replacement Project

Payments Summary					Workforce Hours Summary 18.76%						Ethnicity Participation Summary			
Total Contracts Value	Total Prime P / T / D	Total IBE P / T / D	Total IBE %	Payments Score (Total IBE Payments)	Total Number of Workers	Total Hours Worked	Caucasian Hours	Total Minority Hours	Total Women Hours	Workforce Score (Total Hours Worked)	Caucasian %	Minority %	Women %	Ethnicity Score (Total Participation)
$437,608,416.90	$361,963,552.65	$75,644,864.25	17.29%	C	1,953	841,284.08	709,650.76	131,633.32	26,191.25	B	84.35%	15.65%	3.11%	A

T-705A SPARWICK - I-78 Toll Plaza Bumper Block Replacement

Payments Summary					Workforce Hours Summary 0.00%						Ethnicity Participation Summary			
Total Contracts Value	Total Prime P / T / D	Total IBE P / T / D	Total IBE %	Payments Score (Total IBE Payments)	Total Number of Workers	Total Hours Worked	Caucasian Hours	Total Minority Hours	Total Women Hours	Workforce Score (Total Hours Worked)	Caucasian %	Minority %	Women %	Ethnicity Score (Total Participation)
$160,006.00	$-	$160,006.00	100.00%	A+	0	0.00	0.00	0.00	0.00	N/A	0.00%	0.00%	0.00%	N/A

T-707A Bracy Commission Administration Building at SFB & Adaptive Reuse of the 1799 Building

Payments Summary					Workforce Hours Summary 12.32%						Ethnicity Participation Summary			
Total Contracts Value	Total Prime P / T / D	Total IBE P / T / D	Total IBE %	Payments Score (Total IBE Payments)	Total Number of Workers	Total Hours Worked	Caucasian Hours	Total Minority Hours	Total Women Hours	Workforce Score (Total Hours Worked)	Caucasian %	Minority %	Women %	Ethnicity Score (Total Participation)
$21,468,985.71	$17,086,817.88	$4,382,167.83	20.41%	C+	435	80,061.86	70,408.20	9,653.66	209.00	C	87.94%	12.06%	0.26%	B

T-708A Allied Painting New Hope-Lambertville Toll Bridge Floor System Rehabilitation -Facility Administration Building

Payments Summary					Workforce Hours Summary 64.86%						Ethnicity Participation Summary			
Total Contracts Value	Total Prime P / T / D	Total IBE P / T / D	Total IBE %	Payments Score (Total IBE Payments)	Total Number of Workers	Total Hours Worked	Caucasian Hours	Total Minority Hours	Total Women Hours	Workforce Score (Total Hours Worked)	Caucasian %	Minority %	Women %	Ethnicity Score (Total Participation)
$1,546,100.00	$1,375,155.72	$170,944.28	11.06%	D+	26	5,244.00	1,842.50	3,401.50	0.00	A+	35.14%	64.86%	0.00%	A+

T-711AR BRACY - Easton Phillipsburg Toll Bridge Salt Storage Building

Payments Summary					Workforce Hours Summary 15.61%						Ethnicity Participation Summary			
Total Contracts Value	Total Prime P / T / D	Total IBE P / T / D	Total IBE %	Payments Score (Total IBE Payments)	Total Number of Workers	Total Hours Worked	Caucasian Hours	Total Minority Hours	Total Women Hours	Workforce Score (Total Hours Worked)	Caucasian %	Minority %	Women %	Ethnicity Score (Total Participation)
$1,666,931.06	$1,648,203.12	$18,727.94	1.12%	F	77	5,669.75	4,784.50	885.25	0.00	B	84.39%	15.61%	0.00%	A

T-717A BRACY Milford-Montague Toll Bridge Salt Storage Building

Payments Summary					Workforce Hours Summary 7.70%						Ethnicity Participation Summary			
Total Contracts Value	Total Prime P / T / D	Total IBE P / T / D	Total IBE %	Payments Score (Total IBE Payments)	Total Number of Workers	Total Hours Worked	Caucasian Hours	Total Minority Hours	Total Women Hours	Workforce Score (Total Hours Worked)	Caucasian %	Minority %	Women %	Ethnicity Score (Total Participation)
$1,232,810.45	$1,162,221.49	$70,588.96	5.73%	D	43	3,227.00	2,978.50	248.50	0.00	D	92.30%	7.70%	0.00%	C

T-719A ROAD-CON Delaware Water Gap Toll Bridge Facility Westbound Toll Plaza Roadway and NJ Approach Repairs.

Payments Summary					Workforce Hours Summary 23.68%						Ethnicity Participation Summary			
Total Contracts Value	Total Prime P / T / D	Total IBE P / T / D	Total IBE %	Payments Score (Total IBE Payments)	Total Number of Workers	Total Hours Worked	Caucasian Hours	Total Minority Hours	Total Women Hours	Workforce Score (Total Hours Worked)	Caucasian %	Minority %	Women %	Ethnicity Score (Total Participation)
$3,554,825.27	$2,944,773.45	$610,051.82	17.16%	C	123	9,822.57	7,915.77	1,906.80	419.50	B+	80.59%	19.41%	4.27%	A

Completed Construction Projects - Summary's & Scores (IBE Payments, Workforce Hours & Ethnicity Participation)

Date: From 07/01/2014 To 10/31/2026

IBE Payments Legend	
Score Rankings	IBE Commitment Participation
A+	45% & above
A	35% to 44.9%
B+	30% to 34.9%
B	25% to 29.9%
C+	20% to 24.9%
C	15% to 19.9%
D+	10% to 14.9%
D	5% to 9.9%
F	4.9% & below

Total of all Primes Contract Values	$615,787,827.50
Total Payments to all Primes	$493,188,930.25
Total Payments to all IBEs	$122,598,897.25
IBE Target	25.00%
IBE Actual	19.91%

Workforce Utilization Legend		
Score Rankings	Workforce Commitment Participation	Ethnicity & Gender Participation
A+	30% & above	25% & above
A	25% to 29.9%	15% to 24.9%
B+	20% to 24.9%	over 15%
B	15% to 19.9%	10% to 14.9%
C+	10% to 14.9%	over 10%
C	10% to 14.9%	7.5% to 9.9%
D+	5% to 9.9%	over 7.5%
D	5% to 9.9%	5% to 7.4%
F	4.9% & below	4.9% & below

T-730A BRACY Southern Operations & Maintenance Facilities Improvements Trenton Morrisville Salt Operations

Payments Summary					Workforce Hours Summary 6.85%						Ethnicity Participation Summary			
Total Contracts Value	Total Prime P / T / D	Total IBE P / T / D	Total IBE %	Payments Score (Total IBE Payments)	Total Number of Workers	Total Hours Worked	Caucasian Hours	Total Minority Hours	Total Women Hours	Workforce Score (Total Hours Worked)	Caucasian %	Minority %	Women %	Ethnicity Score (Total Participation)
$3,234,621.97	$2,784,596.08	$450,025.89	13.91%	D+	57	5,831.08	5,471.58	359.50	40.00	D	93.83%	6.17%	0.69%	D

T-746A ROAD-CON, INC. / Trenton Morrisville TB Roadway repaving and Deck Sealing Improvements

Payments Summary					Workforce Hours Summary 25.00%						Ethnicity Participation Summary			
Total Contracts Value	Total Prime P / T / D	Total IBE P / T / D	Total IBE %	Payments Score (Total IBE Payments)	Total Number of Workers	Total Hours Worked	Caucasian Hours	Total Minority Hours	Total Women Hours	Workforce Score (Total Hours Worked)	Caucasian %	Minority %	Women %	Ethnicity Score (Total Participation)
$-	$-	$-	0.00%	N/A	5	64.00	48.00	16.00	0.00	A	75.00%	25.00%	0.00%	A+

T-746B ROAD-CON, INC. / Trenton Morrisville TB Roadway Repaving and Deck Sealing Improvements

Payments Summary					Workforce Hours Summary 23.18%						Ethnicity Participation Summary			
Total Contracts Value	Total Prime P / T / D	Total IBE P / T / D	Total IBE %	Payments Score (Total IBE Payments)	Total Number of Workers	Total Hours Worked	Caucasian Hours	Total Minority Hours	Total Women Hours	Workforce Score (Total Hours Worked)	Caucasian %	Minority %	Women %	Ethnicity Score (Total Participation)
$5,603,676.34	$4,949,916.35	$653,759.99	11.67%	D+	107	11,213.25	8,617.50	2,595.75	3.00	B+	76.85%	23.15%	0.03%	A

T-766A CRISDEL GROUP, INC. / I-78 NJ Roadway Rehabilitation and Power & Communication Infrastructure Improvements

Payments Summary					Workforce Hours Summary 36.28%						Ethnicity Participation Summary			
Total Contracts Value	Total Prime P / T / D	Total IBE P / T / D	Total IBE %	Payments Score (Total IBE Payments)	Total Number of Workers	Total Hours Worked	Caucasian Hours	Total Minority Hours	Total Women Hours	Workforce Score (Total Hours Worked)	Caucasian %	Minority %	Women %	Ethnicity Score (Total Participation)
$22,494,884.42	$16,159,099.08	$6,335,785.34	28.17%	B	203	29,869.50	19,139.00	10,730.50	107.00	A+	64.08%	35.92%	0.36%	A+

TS-639B MOUNT CONSTRUCTION - Lower Trenton TSB Approach Roadways Improvements

Payments Summary					Workforce Hours Summary 0.00%						Ethnicity Participation Summary			
Total Contracts Value	Total Prime P / T / D	Total IBE P / T / D	Total IBE %	Payments Score (Total IBE Payments)	Total Number of Workers	Total Hours Worked	Caucasian Hours	Total Minority Hours	Total Women Hours	Workforce Score (Total Hours Worked)	Caucasian %	Minority %	Women %	Ethnicity Score (Total Participation)
$2,090,794.00	$-	$2,090,794.00	100.00%	A+	0	0.00	0.00	0.00	0.00	N/A	0.00%	0.00%	0.00%	N/A

TS-650A ROAD-CON - RIVERTON BELVIDERE TSB

Payments Summary					Workforce Hours Summary 0.00%						Ethnicity Participation Summary			
Total Contracts Value	Total Prime P / T / D	Total IBE P / T / D	Total IBE %	Payments Score (Total IBE Payments)	Total Number of Workers	Total Hours Worked	Caucasian Hours	Total Minority Hours	Total Women Hours	Workforce Score (Total Hours Worked)	Caucasian %	Minority %	Women %	Ethnicity Score (Total Participation)
$652,738.50	$624,391.02	$28,347.48	4.34%	F	0	0.00	0.00	0.00	0.00	N/A	0.00%	0.00%	0.00%	N/A

TS-677A SPARWICK - SF TSB Interim Deck Repairs on I-95

Payments Summary					Workforce Hours Summary 13.62%						Ethnicity Participation Summary			
Total Contracts Value	Total Prime P / T / D	Total IBE P / T / D	Total IBE %	Payments Score (Total IBE Payments)	Total Number of Workers	Total Hours Worked	Caucasian Hours	Total Minority Hours	Total Women Hours	Workforce Score (Total Hours Worked)	Caucasian %	Minority %	Women %	Ethnicity Score (Total Participation)
$999,656.00	$-	$999,656.00	100.00%	A+	8	580.00	501.00	79.00	0.00	C	86.38%	13.62%	0.00%	B

Delaware River Joint Toll Bridge Commission

Meeting of November 23, 2026

Completed Construction Projects - Summary's & Scores (IBE Payments, Workforce Hours & Ethnicity Participation)

Date: From 07/01/2014 To 10/31/2026

IBE Payments Legend	
Score Rankings	IBE Commitment Participation
A+	45% & above
A	35% to 44.9%
B+	30% to 34.9%
B	25% to 29.9%
C+	20% to 24.9%
C	15% to 19.9%
D+	10% to 14.9%
D	5% to 9.9%
F	4.9% & below

Total of all Primes Contract Values	$615,787,827.50
Total Payments to all Primes	$493,188,930.25
Total Payments to all IBEs	$122,598,897.25
IBE Target	25.00%
IBE Actual	19.91%

Workforce Utilization Legend		
Score Rankings	Workforce Commitment Participation	Ethnicity & Gender Participation
A+	30% & above	25% & above
A	25% to 29.9%	15% to 24.9%
B+	20% to 24.9%	over 15%
B	15% to 19.9%	10% to 14.9%
C+	10% to 14.9%	over 10%
C	10% to 14.9%	7.5% to 9.9%
D+	5% to 9.9%	over 7.5%
D	5% to 9.9%	5% to 7.4%
F	4.9% & below	4.9% & below

TS-687A CARR & DUFF - Lower Trenton Toll Supported Bridge Replacement of Sign Lighting Elements

Payments Summary					Workforce Hours Summary 1.50%						Ethnicity Participation Summary			
Total Contracts Value	Total Prime P / T / D	Total IBE P / T / D	Total IBE %	Payments Score (Total IBE Payments)	Total Number of Workers	Total Hours Worked	Caucasian Hours	Total Minority Hours	Total Women Hours	Workforce Score (Total Hours Worked)	Caucasian %	Minority %	Women %	Ethnicity Score (Total Participation)
$647,000.00	$483,367.42	$163,632.58	25.29%	B	14	2,734.00	2,693.00	41.00	0.00	F	98.50%	1.50%	0.00%	F

TS-699A CARR & DUFF LOWER TRENTON TSB APPROACH TRAFFIC SIGNAL EQUIPMENT UPGRADES

Payments Summary					Workforce Hours Summary 28.52%						Ethnicity Participation Summary			
Total Contracts Value	Total Prime P / T / D	Total IBE P / T / D	Total IBE %	Payments Score (Total IBE Payments)	Total Number of Workers	Total Hours Worked	Caucasian Hours	Total Minority Hours	Total Women Hours	Workforce Score (Total Hours Worked)	Caucasian %	Minority %	Women %	Ethnicity Score (Total Participation)
$161,150.32	$99,981.32	$61,169.00	37.96%	A	11	433.00	309.50	123.50	0.00	A	71.48%	28.52%	0.00%	A+

TTS-723A J FLETCHER CREAMER On Call Beam Guide Rail & Attenuator Replacement

Payments Summary					Workforce Hours Summary 38.70%						Ethnicity Participation Summary			
Total Contracts Value	Total Prime P / T / D	Total IBE P / T / D	Total IBE %	Payments Score (Total IBE Payments)	Total Number of Workers	Total Hours Worked	Caucasian Hours	Total Minority Hours	Total Women Hours	Workforce Score (Total Hours Worked)	Caucasian %	Minority %	Women %	Ethnicity Score (Total Participation)
$954,657.60	$840,828.07	$113,829.53	11.92%	D+	55	2,315.50	1,419.50	896.00	0.00	A+	61.30%	38.70%	0.00%	A+

TTS-736A RCC BUILDERS & DEVELOPERS (IBE) / JOC for Building and Facility Work North Region

Payments Summary					Workforce Hours Summary 48.50%						Ethnicity Participation Summary			
Total Contracts Value	Total Prime P / T / D	Total IBE P / T / D	Total IBE %	Payments Score (Total IBE Payments)	Total Number of Workers	Total Hours Worked	Caucasian Hours	Total Minority Hours	Total Women Hours	Workforce Score (Total Hours Worked)	Caucasian %	Minority %	Women %	Ethnicity Score (Total Participation)
$68,665.26	$-	$68,665.26	100.00%	A+	2	334.00	172.00	162.00	0.00	A+	51.50%	48.50%	0.00%	A+

TTS-737A RCC BUILDERS & DEVELOPERS (IBE) - Job Order Contracting for Building & Facility Work SOUTH REGION

Payments Summary					Workforce Hours Summary 19.88%						Ethnicity Participation Summary			
Total Contracts Value	Total Prime P / T / D	Total IBE P / T / D	Total IBE %	Payments Score (Total IBE Payments)	Total Number of Workers	Total Hours Worked	Caucasian Hours	Total Minority Hours	Total Women Hours	Workforce Score (Total Hours Worked)	Caucasian %	Minority %	Women %	Ethnicity Score (Total Participation)
$1,163,694.08	$-	$1,163,694.08	100.00%	A+	35	1,002.26	807.50	194.76	4.50	B	80.57%	19.43%	0.45%	A

Delaware River Joint Toll Bridge Commission

Meeting of November 23, 2026

Completed Professional Services Projects Payments Detail Report

Date: From 07/01/2014 To 10/31/2026

IBE Payments Legend	
Score Rankings	IBE Commitment Participation
A+	45% & above
A	35% to 44.9%
B+	30% to 34.9%
B	25% to 29.9%
C+	20% to 24.9%
C	15% to 19.9%
D+	10% to 14.9%
D	5% to 9.9%
F	4.9% & below

Summary	Contract Value	Prime P / T / D	IBE P / T / D	IBE Actual	Score
Professional and Construction Projects Totals	$676,316,807.87	$535,485,825.49	$140,830,982.38	20.82%	C+
Professional Services Projects Totals	$60,528,980.37	$42,296,895.24	$18,232,085.13	30.12%	B+

Prime Consultants	IBE Firm	Project Title	Contract Value	Prime P / T / D	IBE P / T / D	IBE Actual	Score
Burns Engineering, Inc.		C-508A BURNS - I-78 Maintenance Garage Expansion	$717,042.74	$411,246.80	$305,795.94	42.65%	A
GFT Infrastructure, Inc		C-644A GANNETT - I-78 Bridges & Approach Slab Rehabilitation	$600,565.63	$557,640.16	$42,925.47	7.15%	D
Ammann & Whitney		C-650A AMMANN - Riverton / Belvidere TSB Critical Member Strengthening - Design	$451,072.33	$414,724.53	$36,347.80	8.06%	D
Joseph Jingoli & Son, Inc.		C-657A JINGOLI - TOA / Building Construction Management Services - PA Assignment Level 3 Toll Bridge Facilities Energy Contract	$297,447.96	$284,067.96	$13,380.00	4.50%	F
McCormick Taylor, Inc.		C-662A McCORMICK - SFB Replacement Public Involvement Services	$1,579,419.61	$1,196,433.77	$382,985.84	24.25%	C+
Pennoni Associates Inc		C-663A PENNONI - SFB Replacement Project Traffic Engineering Services Pre-construction Traffic Study	$237,424.67	$118,877.43	$118,547.24	49.93%	A+
Cherry, Weber & Associates, P.C.		C-684A-1/2 Van Cleef Engineering Associates, LLC - formally - CHERRY WEBER ENG.-General Engineering Services 2015-2018 Annual Inspections for contract C-684A-1	$1,222,340.65	$929,982.50	$292,358.15	23.92%	C+
Johnson, Mirmiran and Thompson, Inc.		C-696A JMT - TOA / Engineering Services - PA Assignment	$436,347.22	$343,504.80	$92,842.42	21.28%	C+
Rummel, Klepper and Kahl, LLP		C-701A RK&K - TOA / Engineering Services for Electronic Toll Collection Systems	$461,812.98	$370,348.83	$91,464.15	19.81%	C
IH Engineers, P.C. *(IBE Prime)*	MBE	C-702B IH ENGS (IBE)- STRUCTURAL / CIVIL TASK ORDER AGREEMENT - NJ ASSIGNMENT	$863,109.07	$-	$863,109.07	100.00%	A+
Urban Engineers, Inc.		C-703A URBAN - TOA / Construction Management Services for PA Assignment	$445,990.62	$356,313.87	$89,676.75	20.11%	C+
USA Architects *(IBE Prime)*	SBE	C-707A USA - Commission Administration Building at Scudder Falls	$1,376,354.11	$9,298.69	$1,367,055.42	99.32%	A+
Pennoni Associates Inc		C-715A PENNONI ASSOCIATES INC -Structural/Civil Task Order Agreement - PA Assignment	$826,516.45	$628,207.80	$198,308.65	23.99%	C+
Rummel, Klepper and Kahl, LLP		C-728A RUMMEL, KLEPPER & KAHL / TOA - Electric Toll Collection / Tolling - PA - Consulting Engineer Agreement	$499,798.28	$385,325.84	$114,472.44	22.90%	C+
Arora and Associates, P.C. *(IBE Prime)*	MBE	C-732A ARORA AND ASSOCIATES, PC. (IBE) / TOA - Structural / Civil - NJ - Consulting Engineer Agreement	$788,087.07	$-	$788,087.07	100.00%	A+
KS Engineers, P.C. *(IBE Prime)*	MBE	C-733A KS ENGINEERS, P.C. - CONSTRUCTION MANAGEMENT SERVICES TASK ORDER AGREEMENT FOR PROFESSIONAL ENGINEERING SERVICES	$459,522.55	$-	$459,522.55	100.00%	A+
Pickering, Corts & Summerson, Inc. *(IBE Prime)*	SBE	C-757A - PICKERING, CORTS & SUMMERSON -- SBE - PROFESSIONAL ENGINEERING SERVICES FOR THE GENENRAL ENGINEERING SERVICES 2021-2021 ANNUAL INSPECTION	$531,101.62	$-	$531,101.62	100.00%	A+
Jacobs Engineering Group Inc.		CI-566A JACOBS - Portland / Columbia Toll Bridge Approach Roadways Improvements	$476,991.53	$332,518.42	$144,473.11	30.29%	B+
Jacobs Engineering Group Inc.		CI-665A JACOBS - SFB Replacement Project Engineering Services for PA Noise Walls Construction	$626,933.76	$582,167.71	$44,766.05	7.14%	D
TRC Engineers		CI-671A TRC - SFB Replacement Project Engineering Services for PA Approach Improvements	$4,191,312.55	$2,789,756.02	$1,401,556.53	33.44%	B+
WSP/PARSONS BRINCKERHOFF,INC		CI-672A PARSONS (WSP) - SFB Replacement Project Engineering Services for Main River Bridge Replacement	$5,398,968.46	$4,000,670.37	$1,398,298.09	25.90%	B
GFT Infrastructure, Inc		CI-673A GANNETT - SFB Replacement Project Engineering Services for NJ Approach Construction	$6,084,459.84	$4,151,515.64	$1,932,944.20	31.77%	B+
STV Inc.		CM-508A STV - I-78 Maintenance Garage Expansion Engineering Services for Construction Management	$582,335.21	$537,483.42	$44,851.79	7.70%	D

*Met or Exceeded the Target *Did Not Meet the Target *P/T/D = Paid To Date

Delaware River Joint Toll Bridge Commission

Meeting of November 23, 2026

Completed Professional Services Projects Payments Detail Report

Date: From 07/01/2014 To 10/31/2026

IBE Payments Legend	
Score Rankings	IBE Commitment Participation
A+	45% & above
A	35% to 44.9%
B+	30% to 34.9%
B	25% to 29.9%
C+	20% to 24.9%
C	15% to 19.9%
D+	10% to 14.9%
D	5% to 9.9%
F	4.9% & below

Prime Consultants	IBE Firm	Project Title	Contract Value	Prime P / T / D	IBE P / T / D	IBE Actual	Score
Johnson, Mirmiran and Thompson, Inc.		CM-590A JOHNSON, MIRMIRAN AND THOMPSON, INC. / Northampton St. TSB Rehabilitation - CM / CI Services - Consulting Engineer Agreement	$1,279,571.54	$954,373.01	$325,198.53	25.41%	B
Greenman-Pedersen, Inc.		CM-644A GPI - I-78 Bridges and Approach Slabs Rehabilitation Construction Management / Inspection Services	$1,429,603.53	$1,162,668.81	$266,934.72	18.67%	C
Greenman-Pedersen, Inc.		CM-664A GPI - SFB Replacement Project PA Noise Walls Construction Management Services	$849,622.00	$712,137.11	$137,484.89	16.18%	C
Hill International, Inc. - Philadelphia, PA		CM-669A HILL - SFB Replacement Project Construction Management Services	$25,015,064.91	$18,555,377.52	$6,459,687.39	25.82%	B
Joseph Jingoli & Son, Inc.		CM-707A JINGOLI - Commission Administration Building at Scudder Falls - Construction Management Services	$530,880.29	$495,130.33	$35,749.96	6.73%	D
Greenman-Pedersen, Inc.		CM-766A GREENMAN-PEDERSEN, INC. / I-78 NJ Roadway Rehabilitation and Power & Communication Infrastructure Improvements - CM / CI Services - Consulting Engineer Agreement	$2,269,283.19	$2,017,123.90	$252,159.29	11.11%	D+

***Met or Exceeded the Target** ***Did Not Meet the Target** ***P/T/D = Paid To Date**

Delaware River Joint Toll Bridge Commission
Meeting of November 23, 2026

MINORITY, WOMEN AND SMALL BUSINESS ENTERPRISE PROGRAM

The Delaware River Joint Toll Bridge Commission implemented a one-year Minority Business Enterprise (MBE) pilot program, with a 7% participation goal, and the Women Business Enterprise (WBE) pilot program with a 3% goal. These goals applied to consultants and contractors' participating in the Commission's Capital Program and were effective on September 1, 2008.

At its December 2008 Commission Meeting, the Commission revised the pilot program to specify a 25% Small Business Enterprise (SBE) goal to New Jersey assigned consultant contracts in lieu of the previously specified 7% MBE and 3% WBE goals.

At its December 2010 Commission Meeting, due to the success of the Commission's MWSBE Pilot Program, the Delaware River Joint Toll Bridge Commission adopted a resolution for permanent status of the Minority Business Enterprise (MBE) program, with a 7% participation goal, and the Women Business Enterprise (WBE) program with a 3% goal, and the Small Business Enterprise (SBE) program with a 25% goal. These goals apply to consultants and contractors' participating in the Commission's Capital Program.

The Contract Compliance Department continues to monitor, update and analyze the payments for the MWSBE diversity program.

a)	PA Assigned Professional Services Contracts:	7% MBE and 3% WBE
b)	No State Assigned Professional Services Contracts:	7% MBE and 3% WBE
c)	Capital Plan Construction Contracts:	7% MBE and 3% WBE
d)	NJ Assigned Professional Services Contracts:	25% SBE

Numerous diversified businesses have benefited and continue to benefit from the Commission’s previous M/W/SBE Program. The number of Contracts awarded during the MWSBE Program are as follows:

- Active Projects: 1
- Completed Projects: 76
- Total Capital Program Projects: 77
- Total Number of Contractors: 180

As of July 1, 2014 projects fall into the status now commonly referred to as **IBE (Identified Business Enterprise)** with a projected target to be or to exceed 25% of the total project award amount.

ACTIVE and COMPLETED (MWSBE) PROJECTS PAYMENTS

ACTIVE (MWSBE) PROJECTS

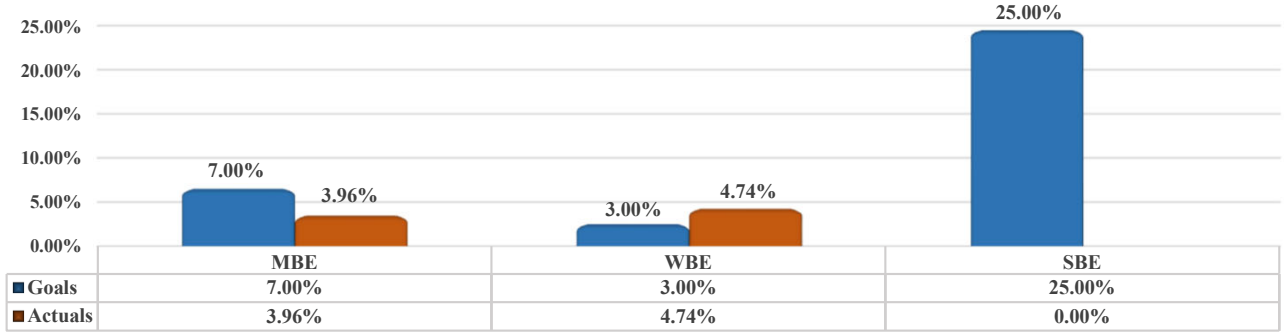

M/WBE Actual Summary Totals	MBE		WBE		SBE Actual Summary Totals	SBE	
	ACTUAL	PAYMENTS	ACTUAL	PAYMENTS		ACTUAL	PAYMENTS
$2,836,555.02	3.96%	$1,319,428.97	4.74%	$1,578,703.20	$0.00	0.00%	$0.00

PROJECT NO.	CONTRACTOR / CONSULTANT	PROJECT VALUE	TOTAL PAYMENTS TO DATE	MBE GOAL 7%	MBE PAYMENTS	WBE GOAL 3%	WBE PAYMENTS	SBE GOAL 25%	SBE PAYMENTS
C-502A	AECOM Transp.	$ 34,099,000.00	$ 33,287,358.56	3.96%	$ 1,319,428.97	4.74%	$ 1,578,703.20	0.00%	$ -

COMPLETED (MWSBE) PROJECTS

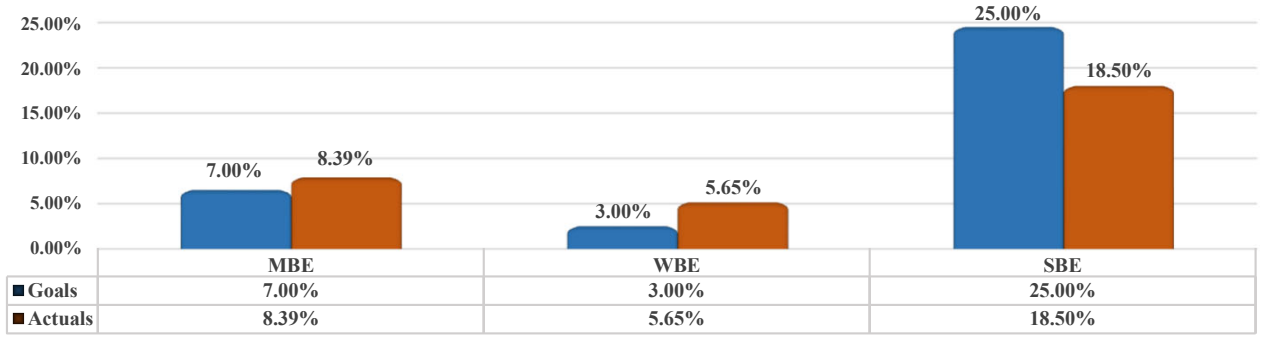

M/WBE Actual Summary Totals	MBE		WBE		SBE Actual Summary Totals	SBE	
	ACTUAL	PAYMENTS	ACTUAL	PAYMENTS		ACTUAL	PAYMENTS
$141,820,320.30	8.39%	$11,903,166.05	5.65%	$8,008,051.95	$18,938,470.71	18.50%	$3,502,973.00

The details relative to the Completed Projects data above are available in the following page.

Delaware River Joint Toll Bridge Commission
Meeting of November 23, 2026

Minority, Women and Small Business Enterprise Payment Reporting for Completed Contracts

***Categories highlighted below indicates the Prime has either met or exceeded the target.**

PROJECT NO.	CONTRACTOR / CONSULTANT	CONTRACT VALUE	MBE GOAL 7.0 %	MBE PAYMENTS	WBE GOAL 3.0 %	WBE PAYMENTS	SBE GOAL 25.0 %	SBE PAYMENTS
DB-427B	A.P. Construction	$ 4,356,866.00	10.00%	$ 435,686.60	7.30%	$ 318,051.22		
T/TS-573A	A.P. Construction	$ 7,823,588.00	7.69%	$ 601,633.92	4.92%	$ 384,920.53		
T-440BR	A.P. Construction	$ 4,608,295.33	11.70%	$ 539,170.55	7.33%	$ 337,788.05		
TTS-476A-2	A.P. Construction	$ 3,511,153.06	7.20%	$ 252,803.02	5.50%	$ 193,113.42		
T-472A	Allied Painting	$ 15,595,983.76	9.70%	$ 1,512,810.42	15.00%	$ 2,339,397.56		
C-443A	Ammann & Whitney	$ 770,909.81	10.00%	$ 77,090.98	14.00%	$ 107,927.37		
C-445A	Ammann & Whitney	$ 920,304.08	7.20%	$ 66,261.89	3.20%	$ 29,449.73		
C-732A	Arora and Associates, PC	$ 788,087.07	100.00%	$ 788,087.07				
C-629B	Michael Baker	$ 500,000.00					2.79%	$ 13,937.96
T-474A	Bracy Contracting	$ 2,660,000.00	6.05%	$ 160,930.00	2.87%	$ 76,342.00		
C-474A	Brinjac	$ 287,603.87	8.00%	$ 23,008.31	9.00%	$ 25,884.35		
C-627A	Buchart Horn	$ 132,374.35						
C-598A	Burns Group	$ 408,272.00					8.00%	$ 32,661.76
C-454A	Carroll Engineers	$ 500,000.00	18.10%	$ 90,500.00	5.90%	$ 29,500.00		
C-543A	Cherry Weber	$ 612,233.00					28.30%	$ 173,261.94
C-639A	Cherry Weber	$ 401,455.40	18.10%	$ 72,663.43	5.90%	$ 23,685.87		
T-498A	Cornell & Co.	$ 1,999,015.22	9.30%	$ 185,908.42	6.30%	$ 125,937.96		
T-554A	Dayspring Electric	$ 232,117.66						
C-628A	Dewberry	$ 474,625.86	9.69%	$ 46,014.78	13.27%	$ 62,999.77	9.12%	$ 43,294.17
C-454B	French & Parello	$ 500,000.00					17.00%	$ 85,000.00
C-627B	French & Parello	$ 276,851.59					5.70%	$ 28,487.21
C-453A	Gannett Fleming	$ 1,000,000.00	5.33%	$ 53,300.00	0.87%	$ 8,700.00		$ -
C-598B	Gannett Fleming	$ 367,353.90					8.95%	$ 32,878.17
C-566A	Greenman Pedersen	$ 350,675.02	9.54%	$ 33,464.64	0.83%	$ 2,924.37		$ -
C-599B	Greenman Pedersen	$ 1,000,000.00					4.00%	$ 40,000.00
CM-437A	Greenman Pedersen	$ 2,559,020.59					19.50%	$ 499,009.02
CM-440B	Greenman Pedersen	$ 753,336.71					17.64%	$ 132,888.60
T-441A	H & G Contractors	$ 1,586,698.00	6.60%	$ 104,722.07	1.57%	$ 24,911.16		
C-530A	Hill International	$ 400,000.00	2.50%	$ 10,000.00				
CM-427B	Hill International	$ 629,749.00					13.60%	$ 85,645.86
CM-447B	Hill International	$ 973,401.52	4.10%	$ 39,909.46	2.10%	$ 20,441.43		
CM-442A	Hill International	$ 319,826.73					25.14%	$ 80,404.44
CM-573A	Hill International	$ 1,038,384.48	6.20%	$ 64,379.84	5.80%	$ 60,226.30		
C-629A	Hill International	$ 147,560.34					13.66%	$ 40,993.70
T-506A	HRI	$ 13,727,411.69	7.17%	$ 984,255.42	2.91%	$ 399,467.68		
TS-505A	IEW	$ 661,352.00	55.00%	$ 363,743.60	8.93%	$ 59,058.73		
DB-563A	J. Fletcher Creamer	$ 1,283,717.00	15.00%	$ 192,557.55	4.00%	$ 51,348.68		
TTS-634AR	J. Fletcher Creamer	$ 896,808.00	8.35%	$ 74,885.53	0.42%	$ 3,755.75		
T-437A	J.D. Eckman	$ 24,412,321.90	7.48%	$ 1,826,041.68	3.04%	$ 742,134.59		
C-549AR	Jacobs Engineering	$ 445,549.98	8.02%	$ 35,745.16	3.11%	$ 13,866.11		
TS-442A	James A. Anderson	$ 2,149,268.62	6.30%	$ 135,403.92	1.30%	$ 27,940.49		
TS-443A	James A. Anderson	$ 2,461,975.00			6.10%	$ 150,180.48		
T-543A	James D. Morrisey	$ 6,683,640.40	4.80%	$ 320,814.74	8.64%	$ 577,466.53		
CM-444A	JMT	$ 905,196.00	9.50%	$ 85,993.62	2.80%	$ 25,345.49		
CM-506A	JMT	$ 1,459,000.00	7.65%	$ 111,613.50	2.40%	$ 35,016.00		
CM-543A	JMT	$ 752,729.58					30.60%	$ 230,335.25
C-506A	K.S. Engineers	$ 1,156,622.33	63.38%	$ 733,067.23	13.44%	$ 155,450.04		
TTS-476A-1	Kyle Conti	$ 4,128,641.00	0.09%	$ 3,715.78	9.00%	$ 371,577.69		
C-628B	Louis Berger Group	$ 781,897.95					9.21%	$ 92,111.29
DB-562A	M.L. Ruberton	$ 344,492.68	8.30%	$ 28,592.89	3.80%	$ 13,090.72		
T-475A	Miniscalco	$ 68,229.51	2.25%	$ 1,535.16	1.20%	$ 818.75		
TS-445A	Neshaminy Contractors	$ 6,285,926.10	16.90%	$ 1,062,321.51	2.70%	$ 169,720.00		
TS-447B	Neshaminy Contractors	$ 8,955,586.24	8.60%	$ 770,180.42	2.58%	$ 231,054.12		
C-437B	Parsons Brinkerhoff	$ 2,254,674.00					22.54%	$ 508,203.52
C-437A	Pennoni Associates	$ 764,181.39					24.00%	$ 183,403.53
C-455B	Remington & Vernick	$ 400,000.00					2.49%	$ 9,960.00
TS-444A	Road-Con	$ 7,814,850.68	4.87%	$ 380,583.23	0.31%	$ 24,226.04		
T-639A	Road-Con	$ 3,324,313.00			13.90%	$ 462,079.51		
T-746B	Road-Con	$ 5,603,676.34	1.40%	$ 116,459.43	1.50%	$ 84,149.60	3.14%	$ 175,970.46
C-621A	Rummel, Klepper & Kahl	$ 487,881.64	9.01%	$ 43,941.24	3.16%	$ 15,427.54		
T-624A	Sparwick	$ 874,601.00	7.60%	$ 66,469.68	0.75%	$ 6,559.51		
C-440B	Stantec	$ 728,011.79	4.75%	$ 34,580.56	2.80%	$ 20,384.33		
C-440A	Stantec	$ 405,011.03	4.80%	$ 19,440.53	6.60%	$ 26,730.73		
C-600A	STV	$ 800,000.00					12.60%	$ 100,800.00
CM-472A	STV	$ 1,728,385.40					23.80%	$ 411,355.73
CM-474A	STV	$ 291,172.17						
C-538A	STV	$ 500,000.00	1.25%	$ 6,250.00	31.20%	$ 156,000.00		
CM-443A	STV	$ 204,152.63	16.75%	$ 34,195.57	11.00%	$ 22,456.79		
CM-445A	STV	$ 682,064.44					26.00%	$ 177,336.75
CM-498A	STV	$ 571,665.66	12.00%	$ 68,599.88	2.40%	$ 13,719.98		
C-453B	T & M Associates	$ 1,000,000.00					18.90%	$ 189,000.00
C-07-11	Transystems	$ 747,493.55					21.05%	$ 157,347.39
C-447B	Transystems	$ 666,016.64	8.00%	$ 53,281.33	2.00%	$ 13,320.33		
CM-476A	Trumbull	$ 699,250.00	13.60%	$ 95,098.00	6.10%	$ 42,654.25		
C-505A	Urban Engineers	$ 154,598.70					36.50%	$ 56,428.53
C-539A	URS Corporation	$ 265,070.69						